

W. A. & J. D. BOLICK & J. T. FAUCETT.  
Plow Attachment.

No. 210,290.

Patented Nov. 26, 1878.

FIG I

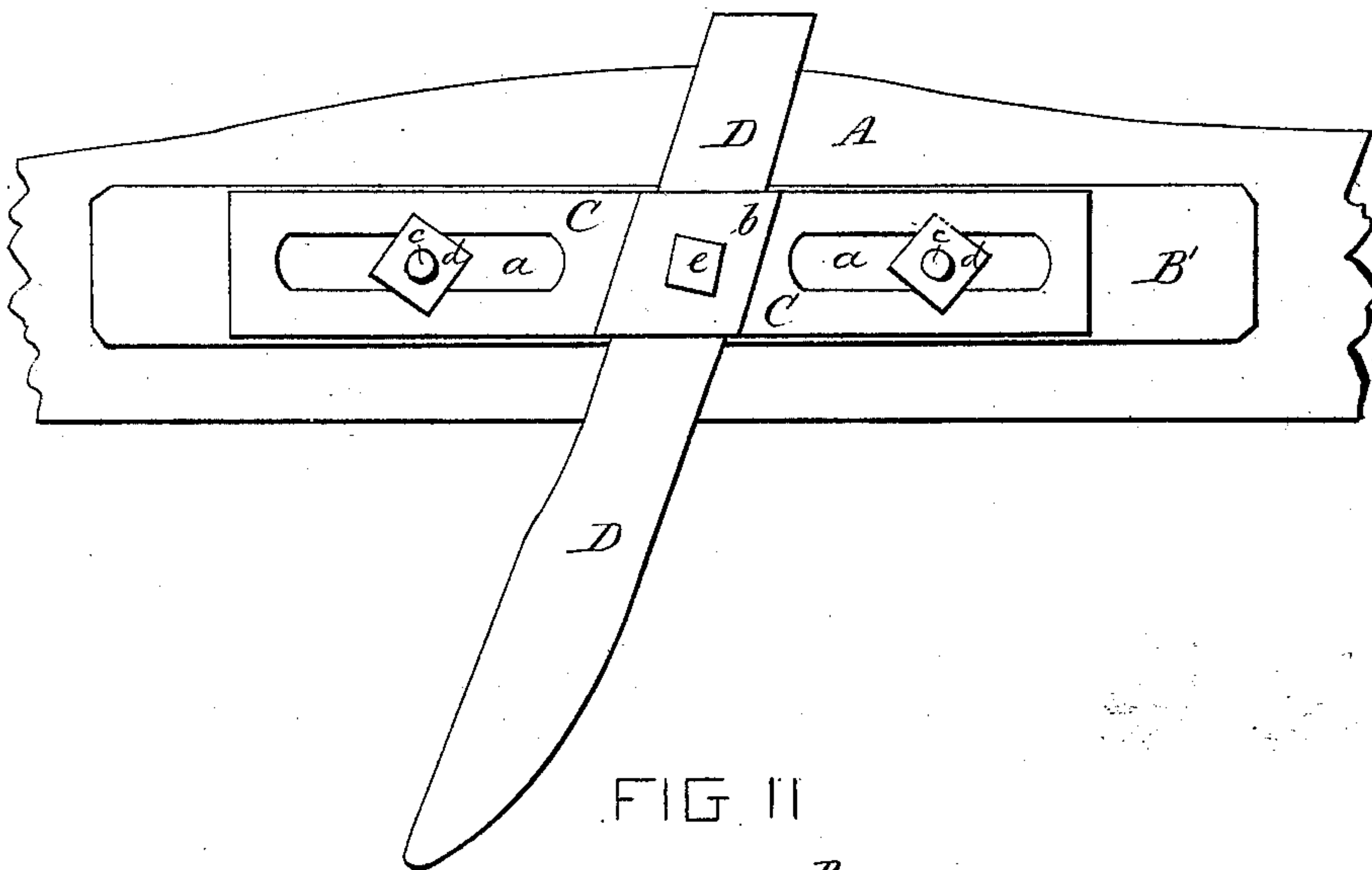


FIG II

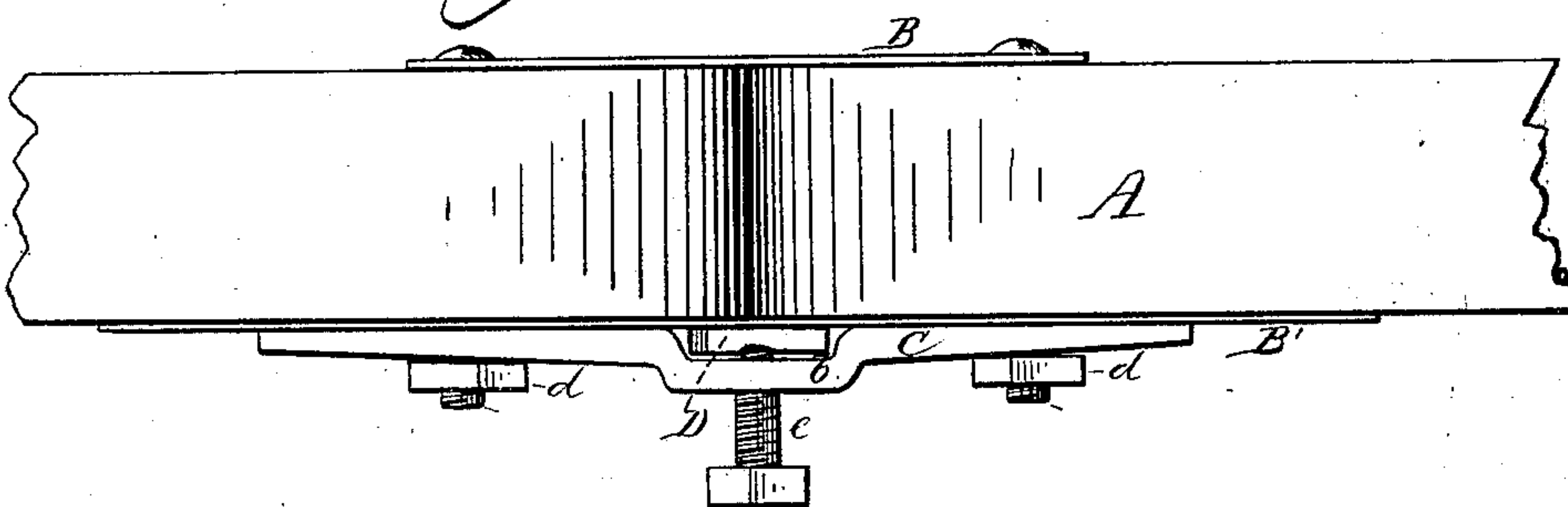
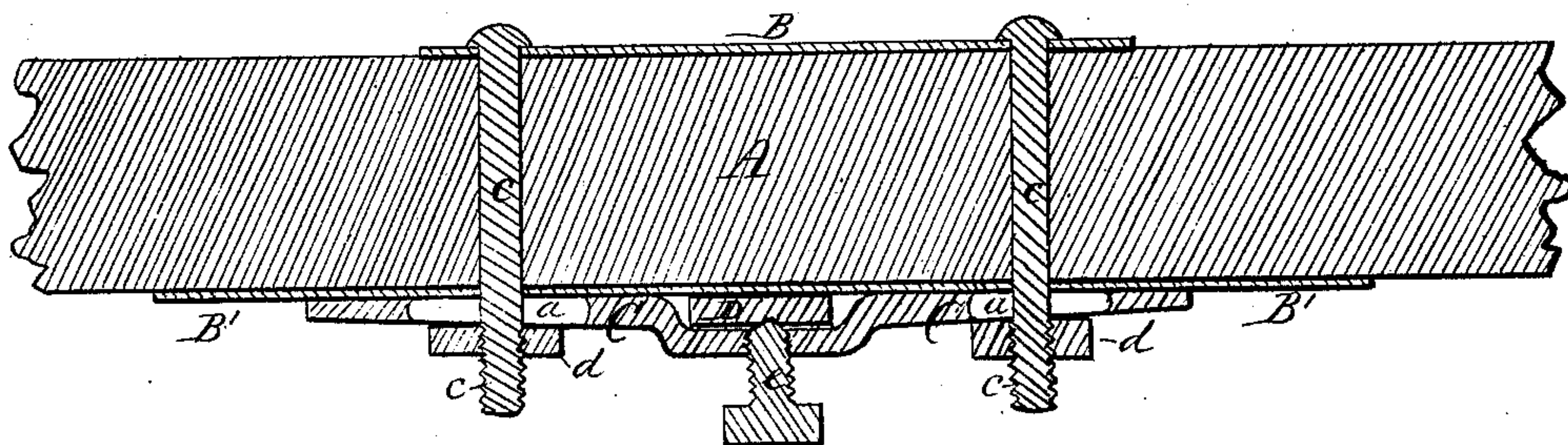


FIG III



WITNESSES:

*Geo. P. Brooks*  
*Geo. D. Patten*

INVENTORS:

*W. A. Bolick, J. D. Bolick & J. T. Faucett,*

by *C. A. Snow & Co.*

ATTORNEYS.

# UNITED STATES PATENT OFFICE.

WASHINGTON A. BOLICK, JOHN D. BOLICK, AND JOHN T. FAUCETT, OF  
BRIGHTON, TENNESSEE.

## IMPROVEMENT IN PLOW ATTACHMENTS.

Specification forming part of Letters Patent No. **210,290**, dated November 26, 1878; application filed  
March 22, 1878.

*To all whom it may concern:*

Be it known that we, WASHINGTON A. BOLICK, JOHN D. BOLICK, and JOHN T. FAUCETT, of Brighton, in the county of Tipton and State of Tennessee, have invented certain new and useful Improvements in Plow Attachments; and we do hereby declare that the following is a full, clear, and exact description thereof, which will enable others skilled in the art to which it appertains to make and use the same, reference being had to the accompanying drawings, which form a part of this specification, and in which—

Figure 1 is a side view. Fig. 2 is a top view, and Fig. 3 is a section after the line *xx* in Fig. 1.

Similar letters of reference denote corresponding parts in all the figures.

This invention relates to certain improvements in the means for securing and attaching the colter adjustably to the beam of a plow; and it consists in the construction and arrangement of parts hereinafter more fully shown and described.

In the drawings, A is the plow-beam. On opposite sides of this are arranged two plates, B B', upon the latter of which slides another plate, C. The plate C is provided with two longitudinal horizontal slots, *a a*, and has between these a nearly vertical inclined recess, *b*, for the reception of the colter D.

*c c* are bolts passing through the plates B B' C, and securing them (by means of the nuts *d d*) to the plow-beam, and *e* is a thumb-

screw, by which the colter is held securely in the recess *b*.

It will be observed that the colter is adjustable laterally by loosening the nuts *d d* and moving the plate C forward or backward, as may be desired. It may be adjusted vertically by simply loosening the thumb-screw *e*.

By our invention the colter is held very securely in position, and it may easily be adjusted to suit any kind of plow. The beam is strengthened considerably by the application of the plates B B', and the whole device is inexpensive and easily applied and adjusted.

We are aware that colters adjustable vertically, laterally, or both, are not new. This therefore we do not claim, broadly; but,

Having thus described our invention, we claim and desire to secure by Letters Patent of the United States—

In combination with the beam A and colter D, the plate C, provided with the slots *a a*, and constructed with the oblique recess or socket-case *b* and adjusting screw-bolts *c c*, substantially as shown and described, and for the purpose specified.

In testimony that we claim the foregoing as our own we have hereto affixed our signatures in presence of two witnesses.

WASHINGTON A. BOLICK.

JOHN D. BOLICK.

JOHN THOS. FAUCETT.

Witnesses:

J. C. McLISTER,

J. S. SHARP.