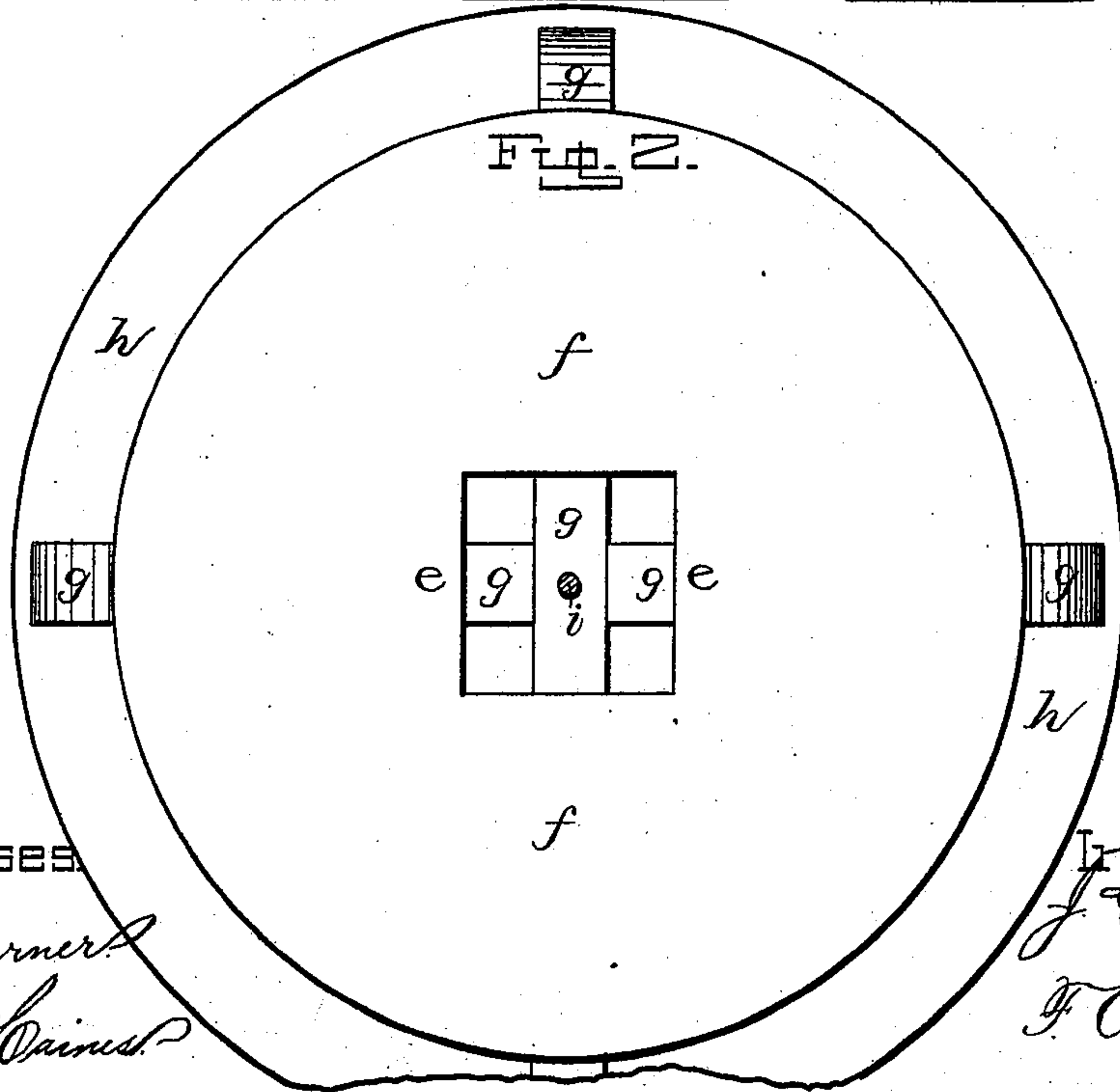
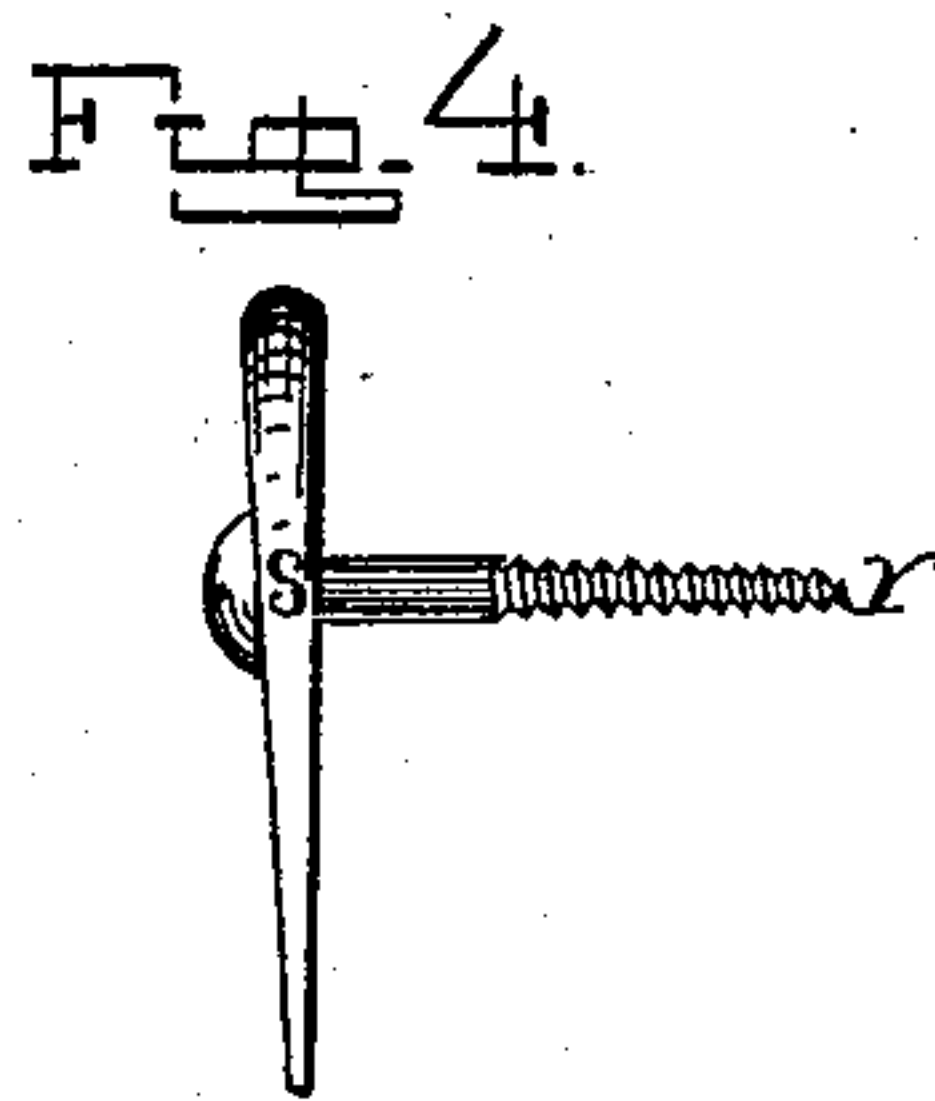
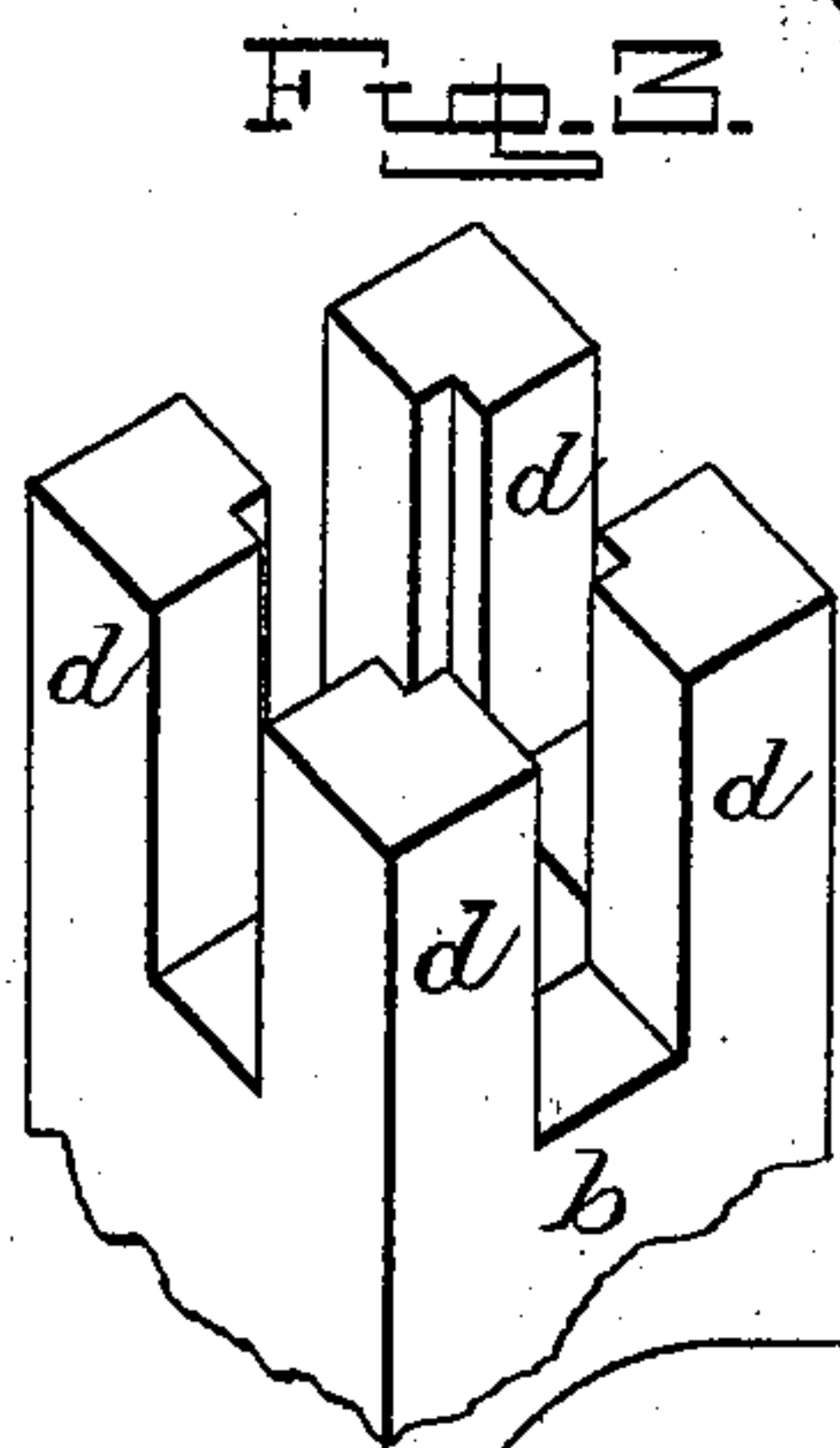
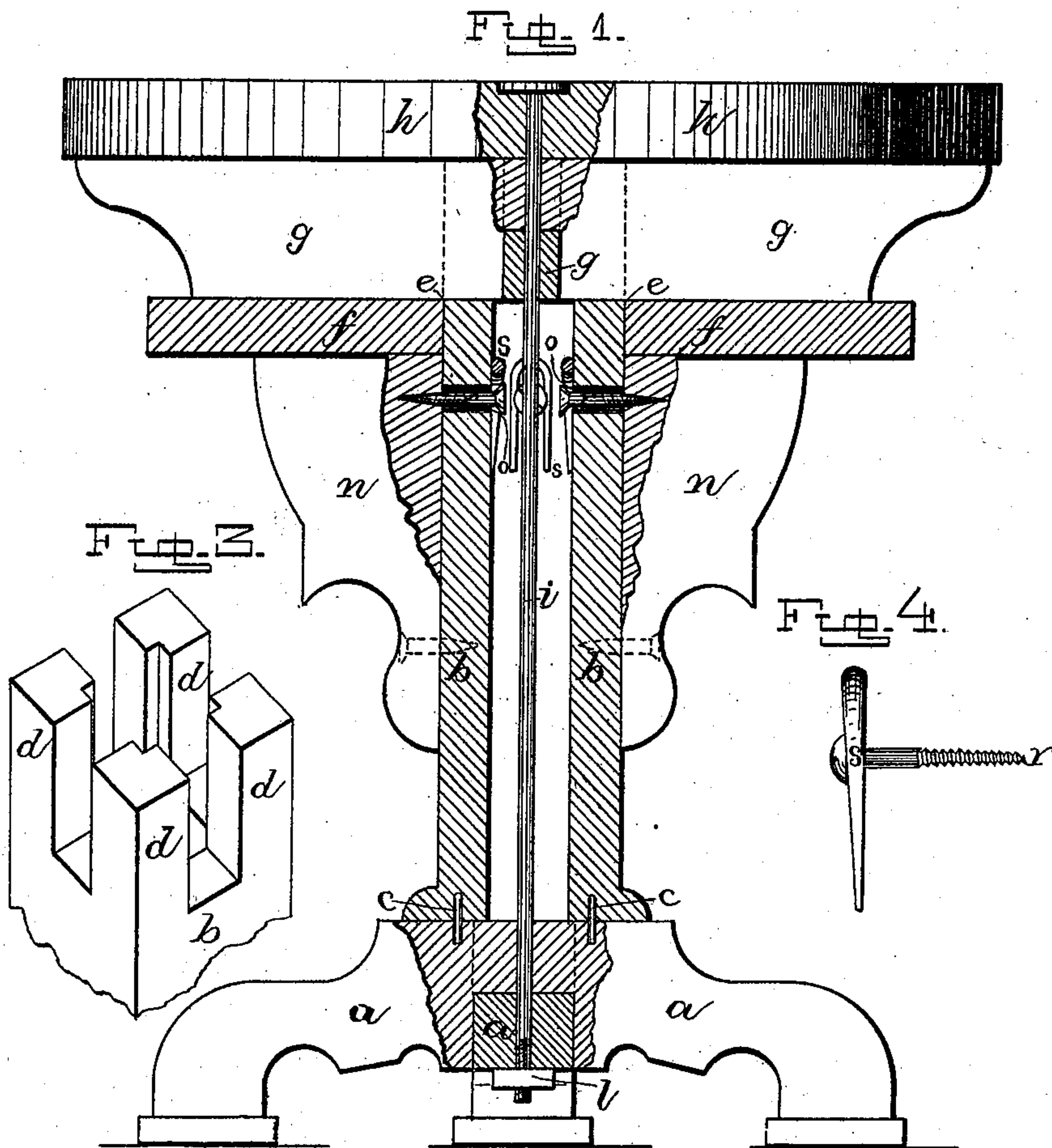


J. C. MELCHER.

Table.

No. 210,138.

Patented Nov. 19, 1878.



Witnesses

*J. W. Garner*  
*H. D. Haines*

Inventor

*J. C. Melcher*  
per  
*F. A. Schmann*  
att'y



# UNITED STATES PATENT OFFICE.

JOHN C. MELCHER, OF O'QUINN, TEXAS.

## IMPROVEMENT IN TABLES.

Specification forming part of Letters Patent No. **210,138**, dated November 19, 1878; application filed September 24, 1878.

*To all whom it may concern:*

Be it known that I, JOHN C. MELCHER, of O'Quinn, in the county of Fayette and State of Texas, have invented certain new and useful Improvements in Tables; and I do hereby declare the following to be a full, clear, and exact description of the invention, such as will enable others skilled in the art to which it pertains to make and use it, reference being had to the accompanying drawings, which form part of this specification.

My invention relates to an improvement in tables; and it consists in the arrangement and combination of parts that will be more fully described hereinafter, whereby the table can be taken apart, packed in a small compass for transportation, and then put together again by an inexperienced hand.

The accompanying drawings represent my invention.

*a* represents the two pieces which form the feet of the table, the two pieces being crossed at right angles to each other, and held in position by means of a recess cut in the top of one and a recess cut in the bottom of the other.

The leg *b* is made hollow, and rests upon the top of the two pieces *a*, and is prevented from turning around during the tightening operation by the two dowel-pins *c*, which project upward from one of the pieces, and enter holes in the bottom of the leg or standard. The upper end of this leg or standard is divided into the four prongs *d*, which pass up through the hole *e* in the center of the shelf *f*, and each prong fits snugly in a corner formed by the two cross-pieces *g* which separate the shelf and the top *h*.

The two pieces *g* are rigidly secured to the under side of the top, and the shelf is secured to the lower edges of the two pieces, as shown.

Passed down through the top and shelf, the center of the standard, and the base is the headed screw-rod *i*, upon the lower end of which is screwed the nut *l*.

Whenever the table becomes rickety and loose in the slightest degree, the nut has only to be tightened up somewhat, and the parts will all be made firm and secure again.

In order to make the table rigid and strong, the braces *n* are applied to the sides of the standard, so that their upper ends support

the under side of the shelf, as shown. As these braces are liable to become loose, a hole, *o*, is made through the side of the standard for each brace, and a screw, or other equivalent device, *r*, is passed from the inside of the boards which form the standard or leg before they are secured together outward through the hole into the inner edge of the brace.

The screws are not screwed up tightly against the inner sides of the standard; but a space is left between their heads and the sides, so as to allow the sharp ends of the double or pronged wedges *s* to be inserted between them. By driving downward these wedges the braces can be secured very rigidly in position. The lower ends of the braces are fastened to the outside of the standard by means of screws.

As all of the parts are fastened together by screws, it is only necessary to remove the nut *l* from the lower end of the rod, withdraw the wedges, remove the screws *r* and braces *n*, when the whole table can be taken apart, packed into a very small space for transportation, and then put together again by any inexperienced hand.

By dividing the upper end of the standard into prongs *d*, and having the cross-pieces fit down between them, the top and shelf are firmly and securely braced in position, so that even if the rod were to become loose the parts would still be held rigidly together.

Having thus described my invention, I claim—

1. The standard *b*, having the prongs *d*, in combination with the shelf *f*, having the hole *e*, cross-pieces *g*, top *h*, rod *i*, base *a*, and nut *l*, substantially as shown.

2. The standard *b*, composed of three or more sides or pieces, each one having a hole, *o*, screw *r*, wedge *s*, and brace *n*, the wedges being driven between the heads of the screws and the inner sides of the standard, all combined substantially as set forth.

In testimony that I claim the foregoing I have hereunto set my hand this 11th day of September, 1878.

JOHN C. MELCHER.

Witnesses:

JOHN F. MELCHER,  
MAX E. GEBERT.