


G. B. THOMSON.  
Check-Rein Attachment.


No. 209,941.

Patented Nov. 12, 1878.


*Fig. 1.*



*Fig. 2.*



*Fig. 3.*



*Witnesses:*

E. E. Masson

*E. A. Dick*  
4

*Inventor:*

*George B. Thomson*  
by *A. Pollok*  
his attorney.

# UNITED STATES PATENT OFFICE.

GEORGE B. THOMSON, OF ST. LOUIS, MISSOURI.

## IMPROVEMENT IN CHECK-REIN ATTACHMENTS.

Specification forming part of Letters Patent No. **209,941**, dated November 12, 1878; application filed October 15, 1878.

*To all whom it may concern:*

Be it known that I, GEORGE B. THOMSON, of St. Louis, in the county of St. Louis and State of Missouri, have invented a new and useful Improvement in Check-Reins, which improvement is fully set forth in the following specification.

It is well known that the ordinary check-rein is an injurious and cruel device to maintain the horse's head in an elevated position, and this is owing to the unyielding nature of the material of which it was heretofore almost exclusively made.

It is also well known that the check-rein, if made to some extent yielding to the motions of the head, is useful in accelerating the horse's speed in trotting, in maintaining its balance, and preventing it from interfering or striking, and therefore elastic pieces were heretofore inserted in the check-rein to accomplish these objects; but it has been found that these elastic pieces inserted in parts of the reins were inconvenient and expensive for many reasons, which I deem unnecessary here to enumerate.

The object of my invention is to remedy these defects, and I have accomplished the same by a simple and comparatively inexpensive device, which is readily applicable to any harness in use, and can be attached to any style of check-rein, whether it be the face or overhead check, or whether it be the side check, double or single, requiring no cutting of the reins already in use, and presenting great advantages, which have been ascertained by long and continued use.

To enable others to make and use my invention, I shall now proceed to describe the same with reference to the drawings, in which—

Figures 1 and 2 represent my improved check-rein attachment as applied to harness having the overhead (see Fig. 1) and the side check-rein, (see Fig. 2,) respectively.

Fig. 3 represents, in perspective view, the check-rein attachment on an enlarged scale and detached from the reins. It is composed of a vulcanized india-rubber cylinder or tube, A, of a length suitable or corresponding to

the degree of tensile elasticity desired. It is generally from six to eight inches long and about one-half of an inch in diameter. At both ends eyes B and C, of brass or other suitable material, are attached. The former is somewhat smaller than the latter, and both are made in the form of a transversely flattened or elongated loop, having a shank at one side thereof, which shank is terminated in a button or enlargement. These eyes being inserted into the respective ends of the india-rubber tube, are securely fastened by means of a wire, D, or a metallic collar, G, applied on the rubber tube between the loop and the knob or enlargement before referred to. Upon the eye C is secured and fastened a slotted or perforated tongue, H.

The operation of this attachment will be understood by reference to Figs. 1 and 2.

The leather tongue H being inserted or hooked onto the check-hook on the saddle of the harness, and the check-rein being passed through the loop B, which I prefer, however, to put in a plane at right angles to the loop C, it will be understood that the check-rein will be free to slide through its loop, yielding to the side motions of the horse's head, while the attachment will yield to the up-and-down motion, owing to its elastic nature.

Having thus fully described my said improvement, what I claim is—

1. As an article of manufacture, the check-rein attachment composed of a rubber tube, in the ends of which are inserted metallic shanked eyes, and secured therein by exterior metallic clasps or wire, substantially as set forth.

2. In combination with check-rein attachment composed of rubber tube and metallic terminal eyes, secured as described, the leather tongue or strap, substantially as and for the purposes set forth.

In testimony whereof I have signed this specification in the presence of two subscribing witnesses.

GEO. B. THOMSON.

Witnesses:

JNO. M. MILLER, Jr.,  
CHAS. W. TOOKE.