

A. A. RHEUTAN.
Piano-Forte Pedal.

No. 209,775.

Patented Nov. 12, 1878.

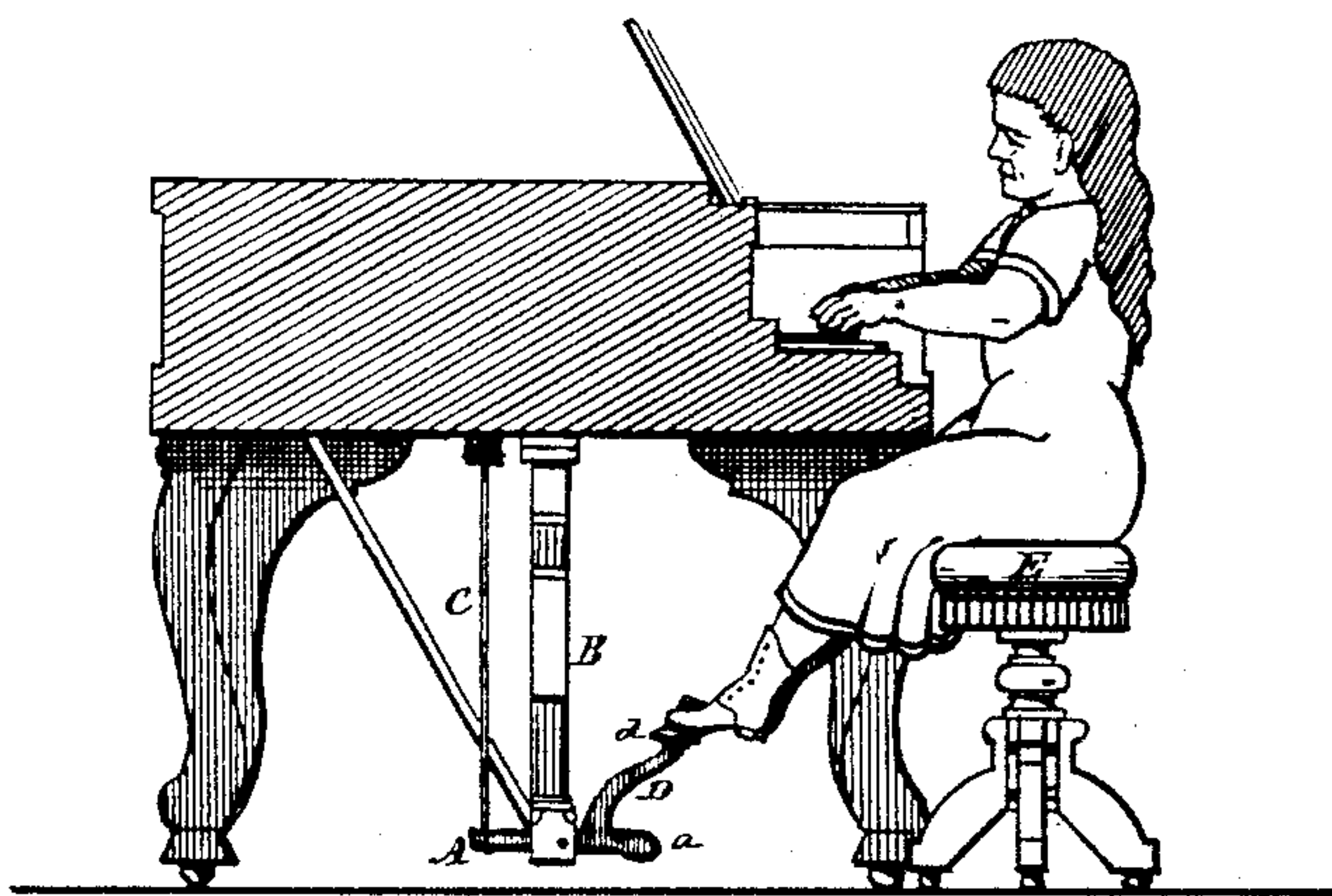


Fig. 1

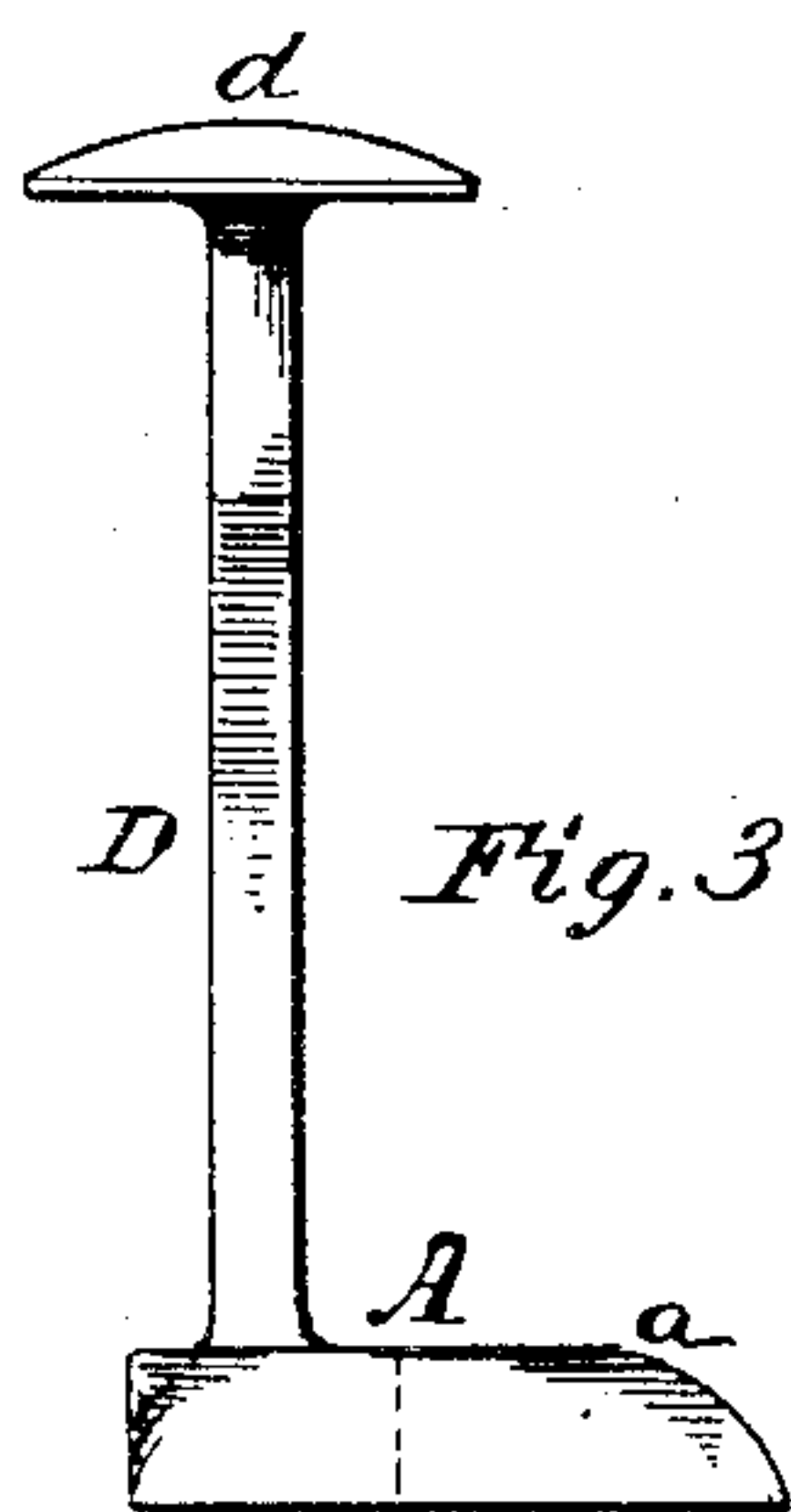


Fig. 3

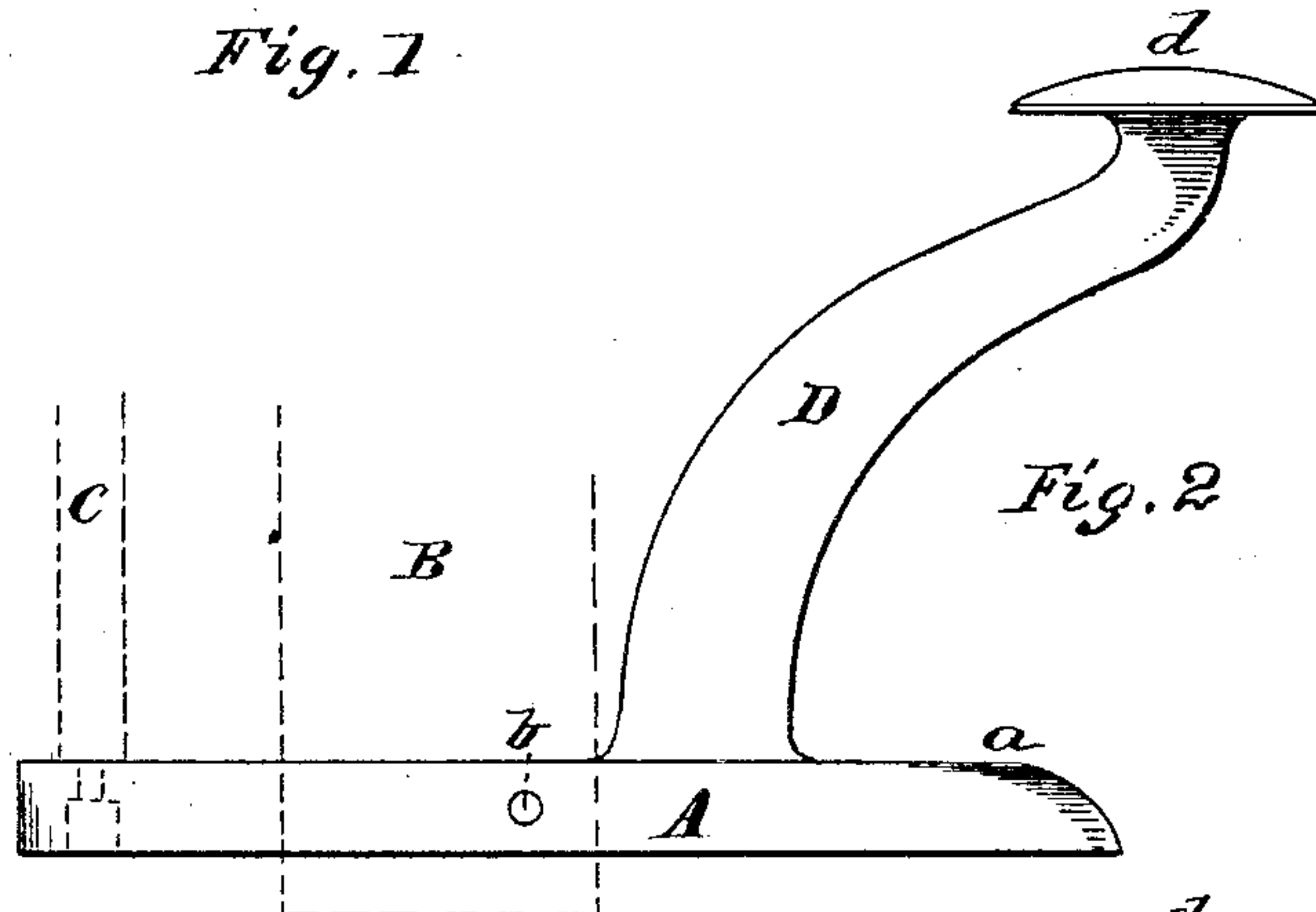


Fig. 2

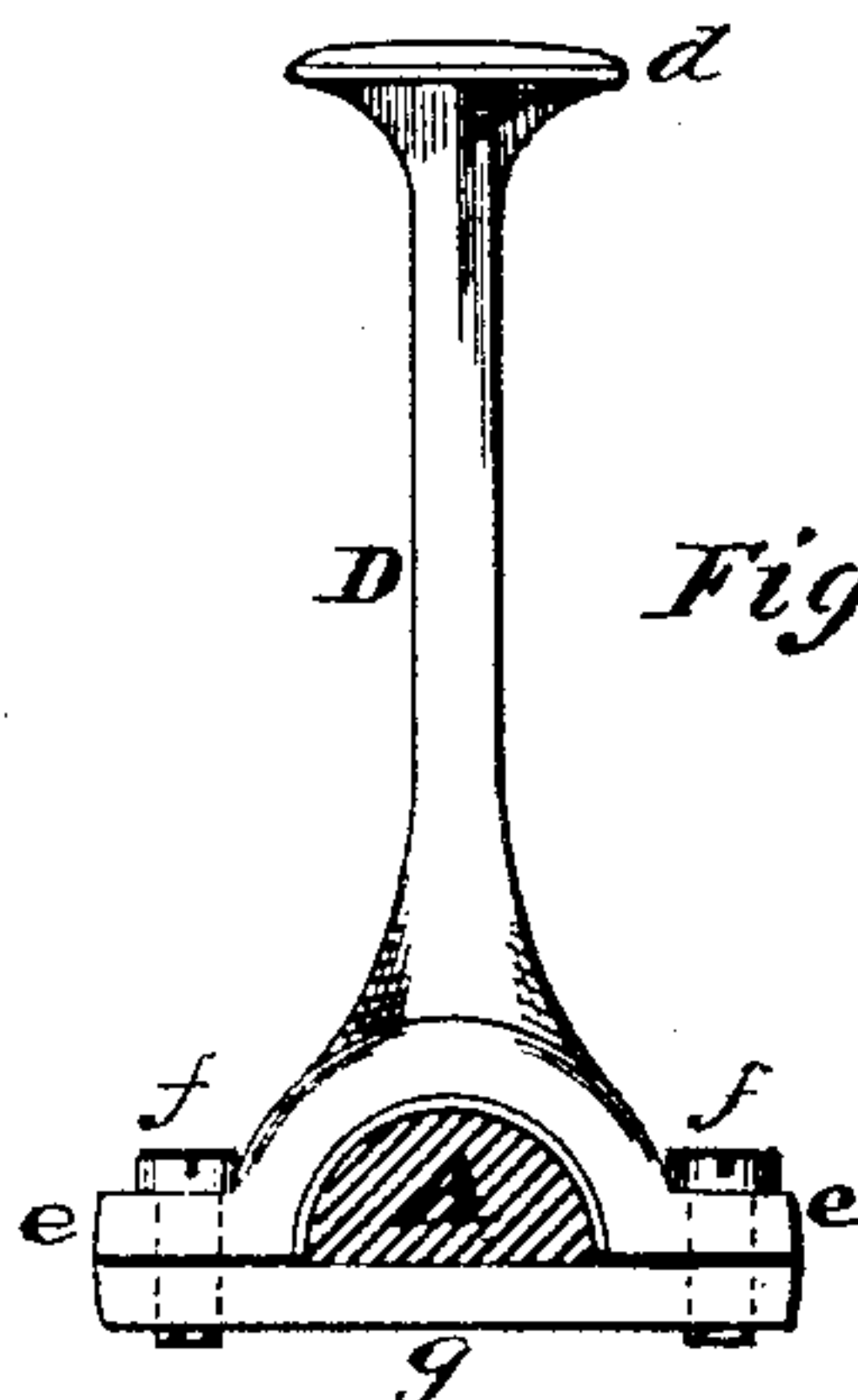


Fig. 5

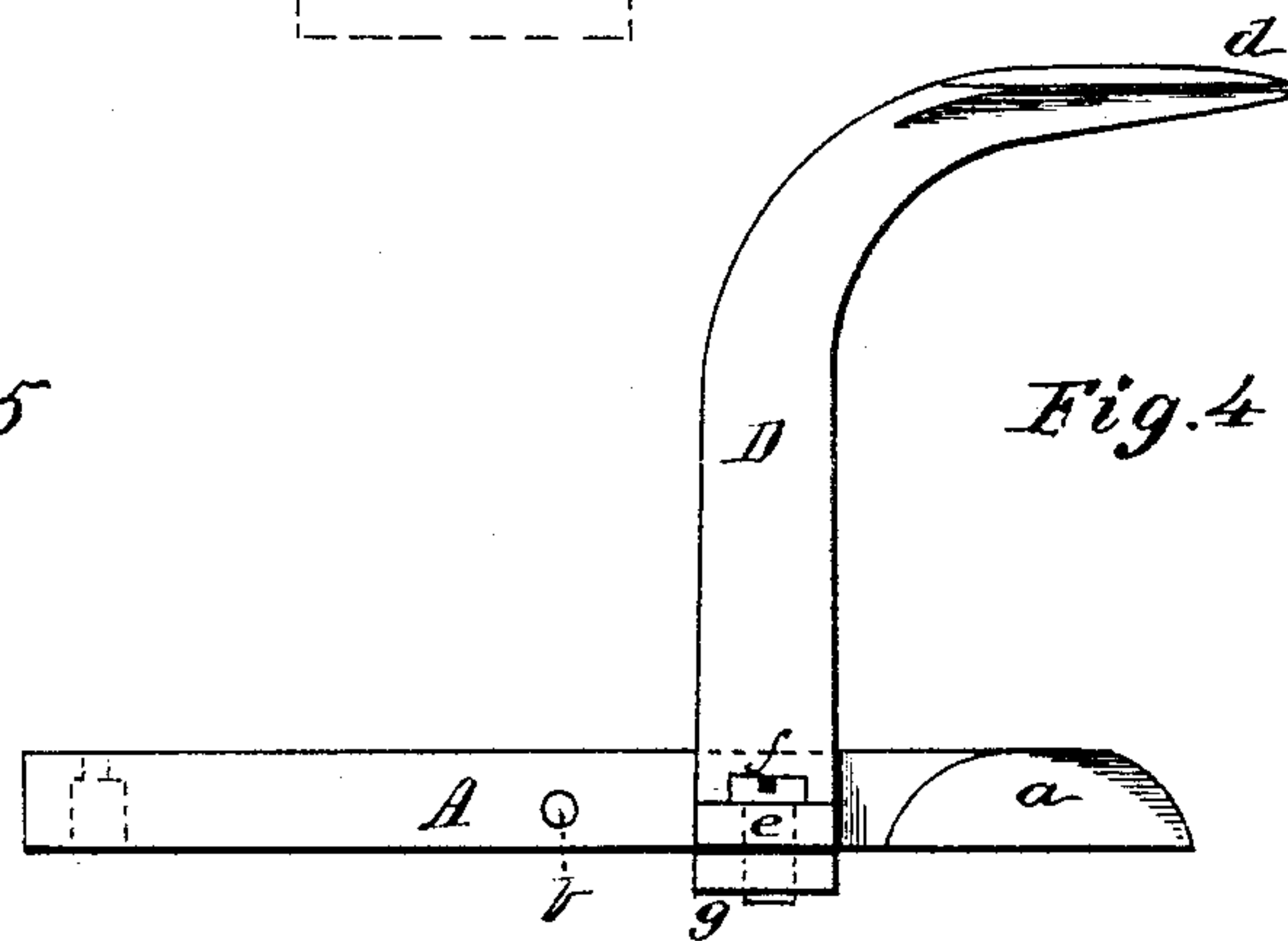


Fig. 4

Witnesses.

D. Harrington
L. R. Barton

Inventor

Abram A. Rheutan
per Chas. H. Burleigh
Att'y.

UNITED STATES PATENT OFFICE.

ABRAM A. RHEUTAN, OF WORCESTER, MASSACHUSETTS.

IMPROVEMENT IN PIANO-FORTE PEDALS.

Specification forming part of Letters Patent No. **209,775**, dated November 12, 1878; application filed February 2, 1878.

To all whom it may concern:

Be it known that I, ABRAM A. RHEUTAN, of Worcester, in the county of Worcester and State of Massachusetts, have invented certain new and useful Improvements in Piano-Pedals; and I declare the following to be a description of my said invention sufficiently full, clear, and exact to enable others skilled in the art to which it appertains to make and use the same, reference being had to the accompanying drawings, which form a part of this specification, and in which—

Figure 1 is a sectional view of a piano, illustrating the nature and use of my invention. Figs. 2 and 3 show a side and front view of a piano-pedal constructed in accordance with my invention, and having the extension-arm formed solid with the pedal-bar. Figs. 4 and 5 show a side and front sectional view of the same, with the extension-arm made attachable to the pedal-bar by clamp device.

The object of my invention is to provide a pedal device for pianos which can be conveniently operated by children, as well as grown persons; and my invention consists in a piano-pedal having an upward and forward extension or arm, with foot-pad, whereby the pedal mechanism may be operated by pressing the foot upon said extension or upon the pad of the pedal-bar.

In the drawings, A denotes the pedal-bar, provided with the foot-pad *a*, and supported in the lyre B by the pivot-pin *b* in the usual manner, its rear end operating the rod C and parts connected therewith, which latter, being arranged in any ordinary and well-known manner, require no further description herein.

Upon the pedal-bar A, back of the foot-pad *a* and in front of the lyre B, I arrange an extension pedal or arm, D, which projects up-

ward and forward, in the manner illustrated, to a position where its end or foot-pad *d* can be conveniently reached by the foot of a child when sitting upon the stool E in front of the piano, in proper position for practice. (See Fig. 1.)

The extension-bar D may be made in different forms, hereinafter described, to meet the requirements of different circumstances. It may be cast in a single piece with the pedal-bar A, as shown in Figs. 2 and 3; or it may be made, as in Figs. 4 and 5, with ear-pieces *e e*, screws *f f*, and clamp-plate *g*, or equivalent devices, so as to be firmly clamped to the pedal-bar. This latter method permits of readily applying the extension-arm D to pedals of pianos in use.

The arm D and pad *d* in no way interfere with the use of the pad *a* in the usual manner, so that the pedal mechanism is equally well adapted to the convenient use of all, whether children or grown persons.

What I claim as new and of my invention, and desire to secure by Letters Patent, is—

1. A piano-pedal having two steps, adapted for use of either without change of adjustment, and made integral or in one piece, substantially as and for the purposes hereinbefore set forth.

2. In combination with the pedal-bar A, the extension-arm D, attached by means of the ear-pieces *e*, clamp-plate *g*, and screws *f*, substantially as shown and described.

Witness my hand this 26th day of January, A. D. 1878.

ABRAM A. RHEUTAN.

Witnesses:

CHAS. H. BURLEIGH,
D. HARRINGTON.