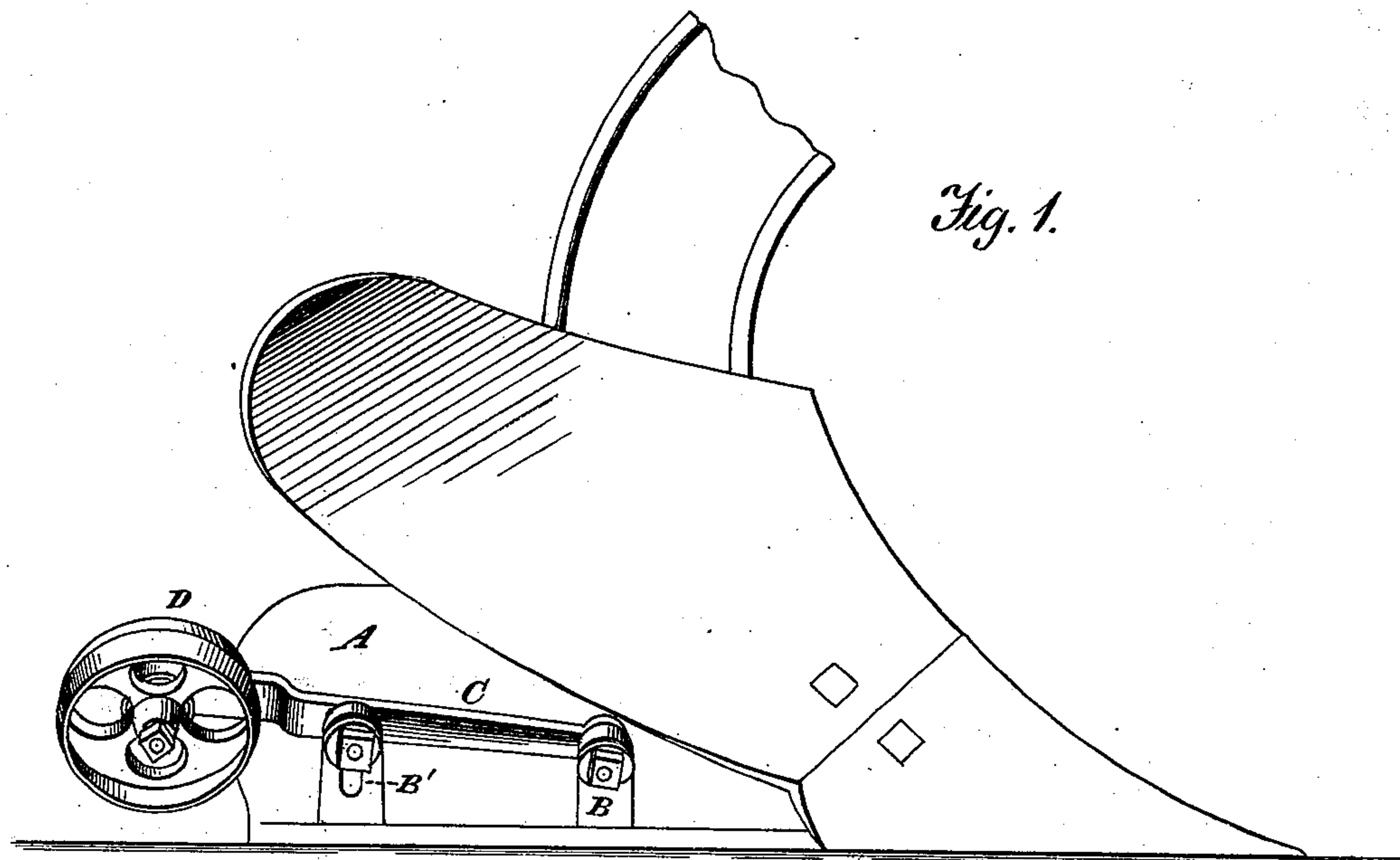


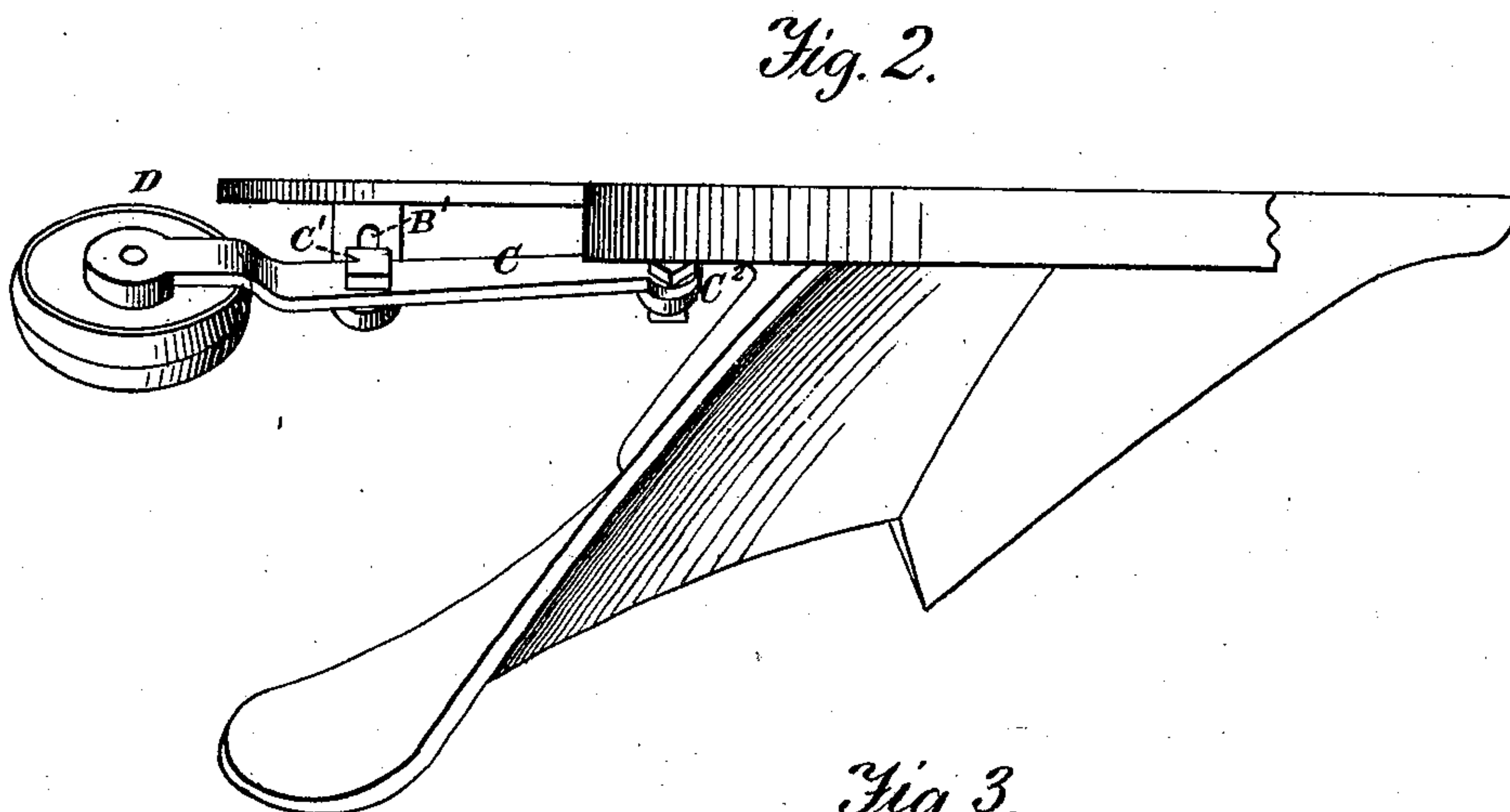
A. GOODYEAR  
Plow.

No. 209,758.

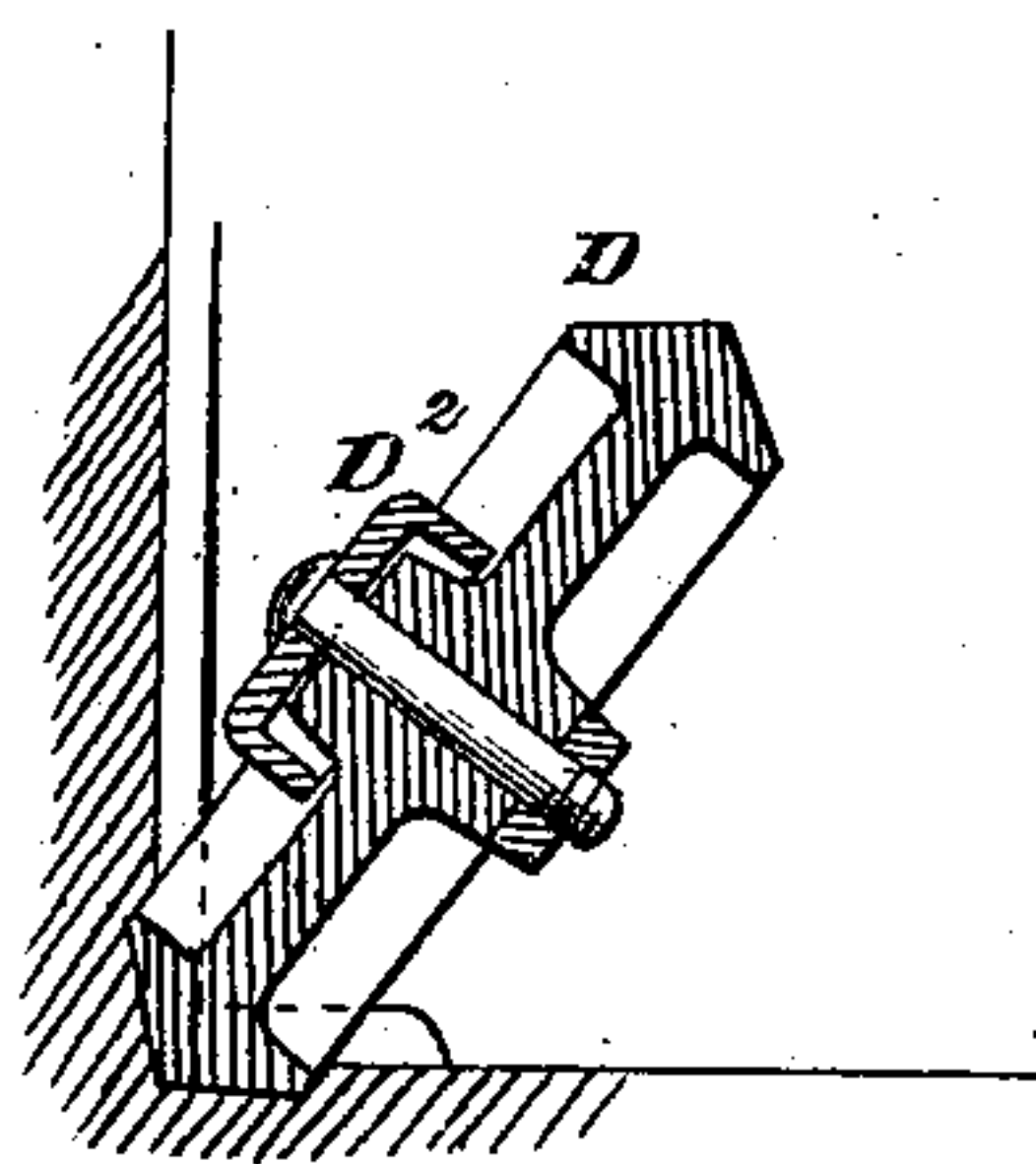
Patented Nov. 12, 1878.



*Fig. 1.*



*Fig. 2.*



*Fig. 3.*

*Witnesses.*  
*A. Ruppert,*  
*J. G. Mason,*

*A. Goodyear*  
*Inventor.*  
*D. P. Holloway & Co.*  
*Attys.*

# UNITED STATES PATENT OFFICE.

ANDREW GOODYEAR, OF ALBION, MICHIGAN.

## IMPROVEMENT IN PLOWS.

Specification forming part of Letters Patent No. **209,758**, dated November 12, 1878; application filed March 25, 1878.

*To all whom it may concern:*

Be it known that I, ANDREW GOODYEAR, of Albion, in the county of Calhoun and State of Michigan, have invented certain new and useful Improvements in Plows; and I do hereby declare that the following is a full, clear, and exact description thereof, which will enable others skilled in the art to which it appertains to make and use the same, reference being had to the accompanying drawings, and to letters of reference marked thereon, which form a part of this specification.

The invention relates to a combination of parts whereby a double-beveled wheel, to bear against both the bottom and side of the furrow, is adjustably attached to the land-side by means of inclined lugs and a lever.

In the annexed drawings, making a part of this specification, Figure 1 is a side elevation, showing the wheel attached to the land-side. Fig. 2 is a top view. Fig. 3 is a section through the wheel.

The same letters are employed in all the figures in the indication of identical parts.

A is the land-side of a plow, to which are attached the lugs B B', the latter being formed with a vertical slot to receive a bolt, C<sup>1</sup>, by which the arm C is adjusted and held in such position as may be desired, turning on the bolt C<sup>2</sup>, passing through a hole in the lug B. A wheel, D, runs on a wrist-pin attached to the free end of the lever or arm C, and the lugs, arm, and wheel are set at such an angle

that the wheel, the face of which has a double bevel, will bear both against the bottom of the furrow and the vertical side thereof. To prevent earth from falling in between the wheel and the stud on which it turns, the upper end of the stud is covered by a cap, D<sup>2</sup>, which extends down over the hub of the wheel.

I am aware that wheels have heretofore been used at the rear end of the land-side of a plow, set up in an angling position, for the purpose of superseding the use of the land-side; but my invention is distinguished from what has heretofore been known in this, that the friction-wheel is attached to the land-side, by means of a hinged arm and inclined lugs, by bolts which permit the wheel to be adjusted both vertically and laterally, so as to bear more or less on the earth or to be entirely removed.

What I claim as my invention, and desire to secure by Letters Patent, is—

In combination with the land-side of a plow, the inclined lugs B and B', attached thereto, and adjustable arm C, pivoted to one leg and adjustably supported in the other for adjusting the double-beveled wheel D both vertically and laterally, substantially as set forth.

In testimony that I claim the foregoing as my own I affix my signature in presence of two witnesses.

ANDREW GOODYEAR.

Witnesses:

JAS. S. MILLER,

Mrs. S. M. MILLER.