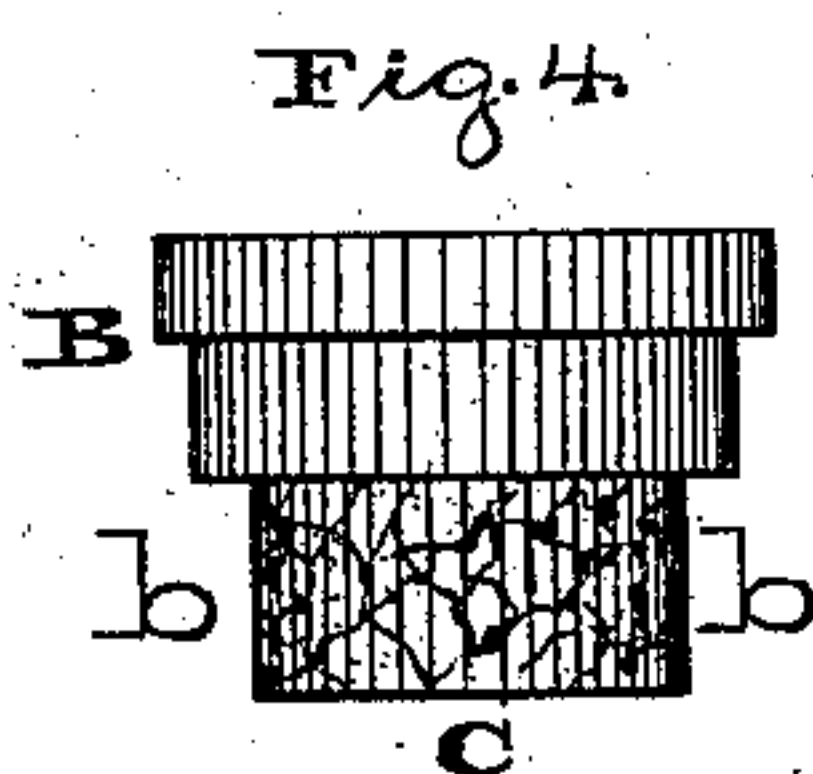
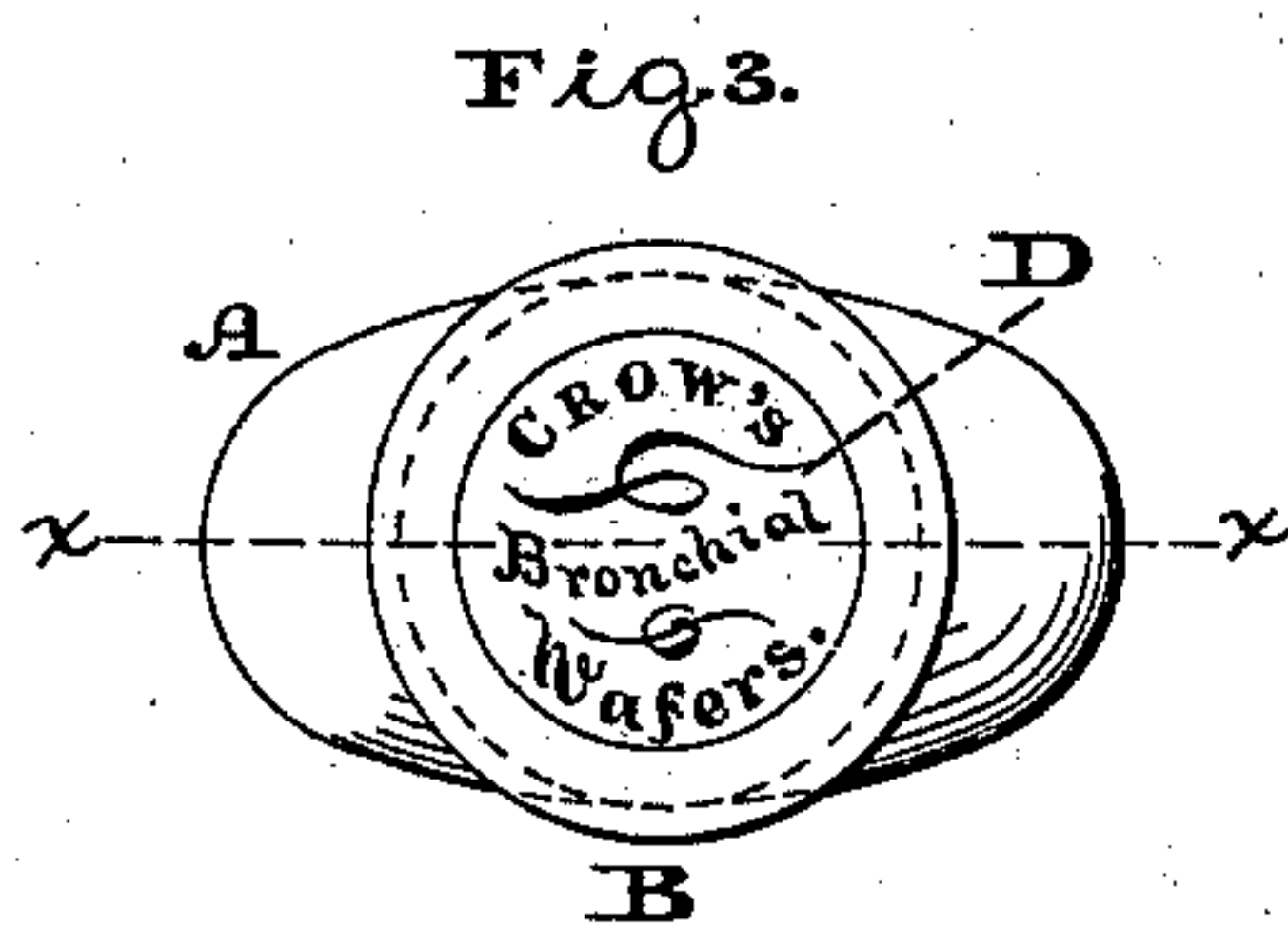
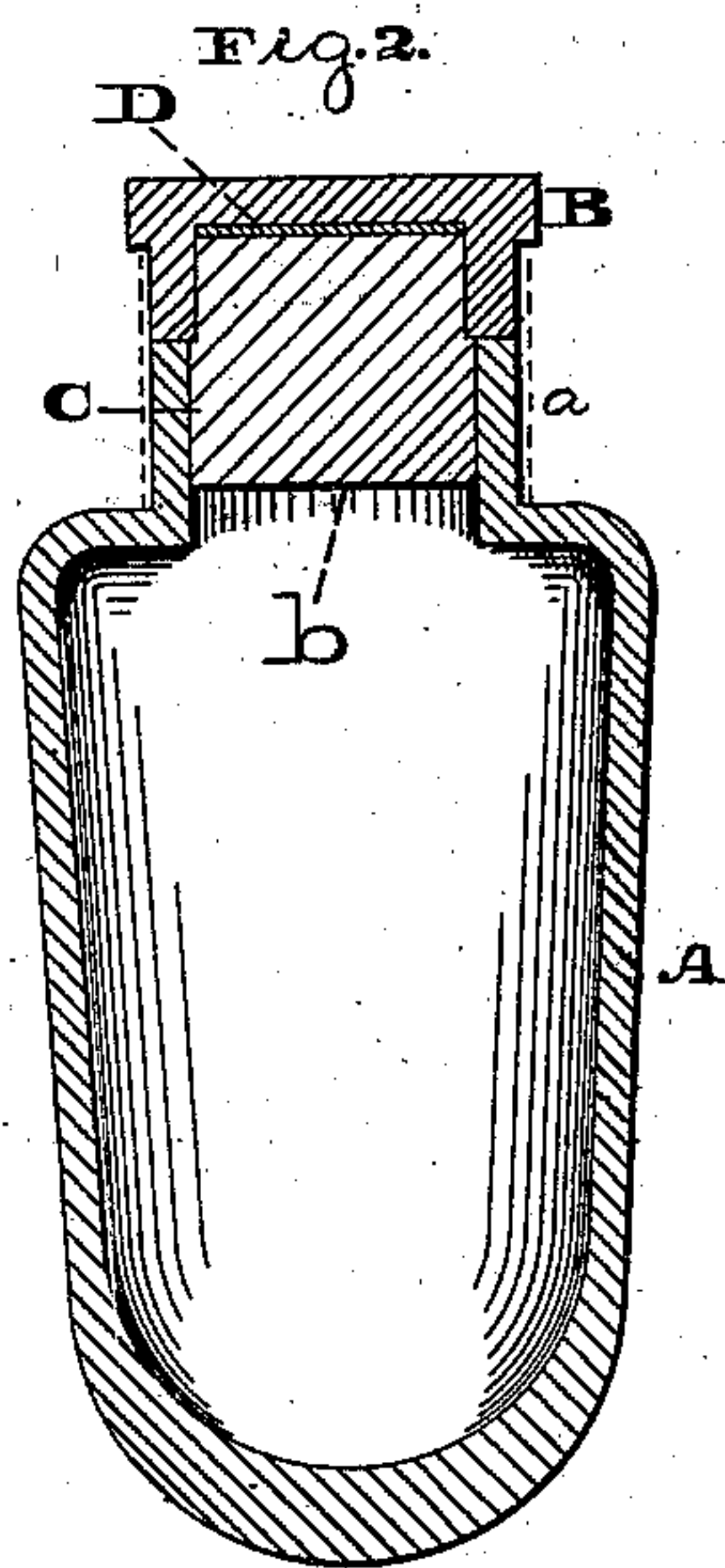
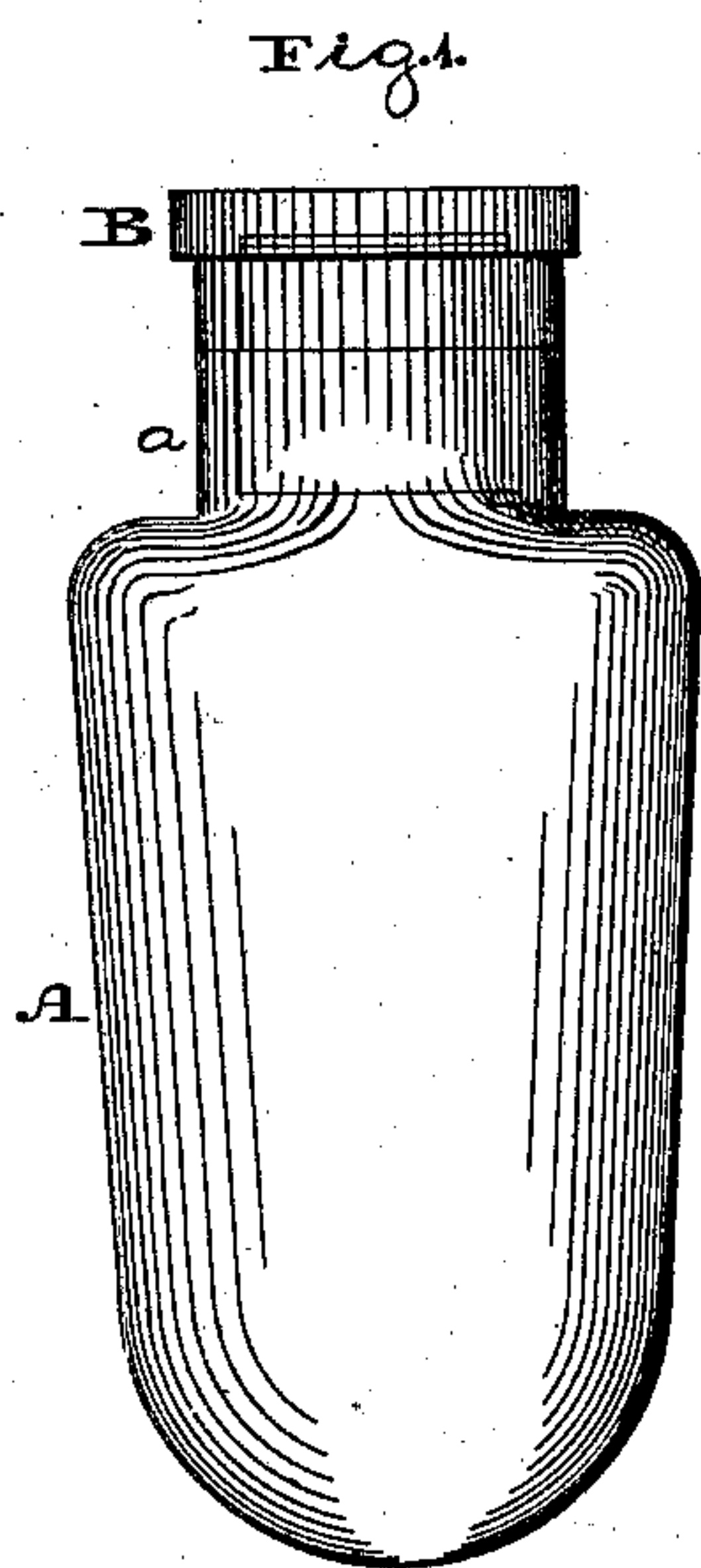


W. H. DABBS.
Bottle-Stopper.

No. 209,466.

Patented Oct. 29, 1878.



Witnesses:

R. P. Grant,
W. F. Kircher

Inventor:

Wm. H. Dabbs,
by *John A. Wiedersheim*
ATTORNEY.

UNITED STATES PATENT OFFICE.

WILLIAM H. DABBS, OF PHILADELPHIA, PENNSYLVANIA.

IMPROVEMENT IN BOTTLE-STOPPERS.

Specification forming part of Letters Patent No. **209,466**, dated October 29, 1878; application filed September 21, 1878.

To all whom it may concern.

Be it known that I, WILLIAM H. DABBS, of the city and county of Philadelphia, and State of Pennsylvania, have invented a new and useful Improvement in Bottle-Stoppers, which improvement is fully set forth in the following specification and accompanying drawings, in which—

Figure 1 is a side elevation of a bottle having the stopper embodying my invention applied to it. Fig. 2 is a transverse section thereof in line *x x*, Fig. 3. Fig. 3 is a top view thereof. Fig. 4 is a side elevation of the stopper.

Similar letters of reference indicate corresponding parts in the several figures.

A stopper for bottles has been made of a glass head with a depending plug or spindle, which is surrounded by cork; but the latter then soon loses its strength and holding power.

The object of my invention is to utilize both glass and cork for the purpose of a stopper; and the invention consists of a stopper of solid cork fixed to a cap of glass, whereby the stopper will hold firmly in the neck of the bottle. Provision is made for introducing a label or card into the head of the stopper and readily reading the same, and a label or wrapper may be applied to the stopper and neck of the bottle to seal the joint thereof, the cork being entirely inclosed in glass when the stopper is fitted to the bottle, thus leaving the cap and neck with a glass exterior.

Referring to the drawings, A represents a bottle, and *a* the neck thereof. B represents a glass cap, which is of dishing form, as more readily seen in Fig. 2, and C represents a piece of cork, a portion whereof is pressed or fitted into the hollow of the cap and firmly secured thereto, and the remaining length *b* projects outside of the cap. (See Fig. 4.)

Prior to the attachment of the cork to the cap, I introduce between what may be termed the top of the cork and the bottom of the head of the cap a label or inscription piece, D, which, owing to the transparent nature of said head, may be readily seen and read, or an inscription may be printed or marked directly on the top of the cork, and viewed and read through the head of the cap.

The portion *b* of the cork is forced into the neck of the bottle and closes the same after the manner of a stopper, and as the cork is solid it possesses all the advantages of an ordinary cork stopper. Moreover, it is secured to the cap B, which provides convenient means of withdrawing and applying the stopper, and when the cork is wet the fingers cannot come in contact with it.

It will also be noticed that the cork is entirely inclosed in glass, and the exteriors of the cap B and neck *a* are of glass, and a smooth and unbroken surface is presented for the application of a label, which likewise seals the joint of the cap and neck as the base of the cap comes in contact with the top of the neck.

The label D may indicate the contents of the bottle, directions for use, name and locality of the manufacturer, and other matter.

Having thus described my invention, what I claim as new, and desire to secure by Letters Patent, is—

The glass cap B and cork C with the interposed label or inscription piece D, substantially as and for the purpose set forth.

WM. H. DABBS.

Witnesses:

JOHN A. WIEDERSHEIM,
A. P. GRANT.