

W. K. WILKINSON.
Bee-Hive.

No. 209,437.

Patented Oct. 29, 1878.

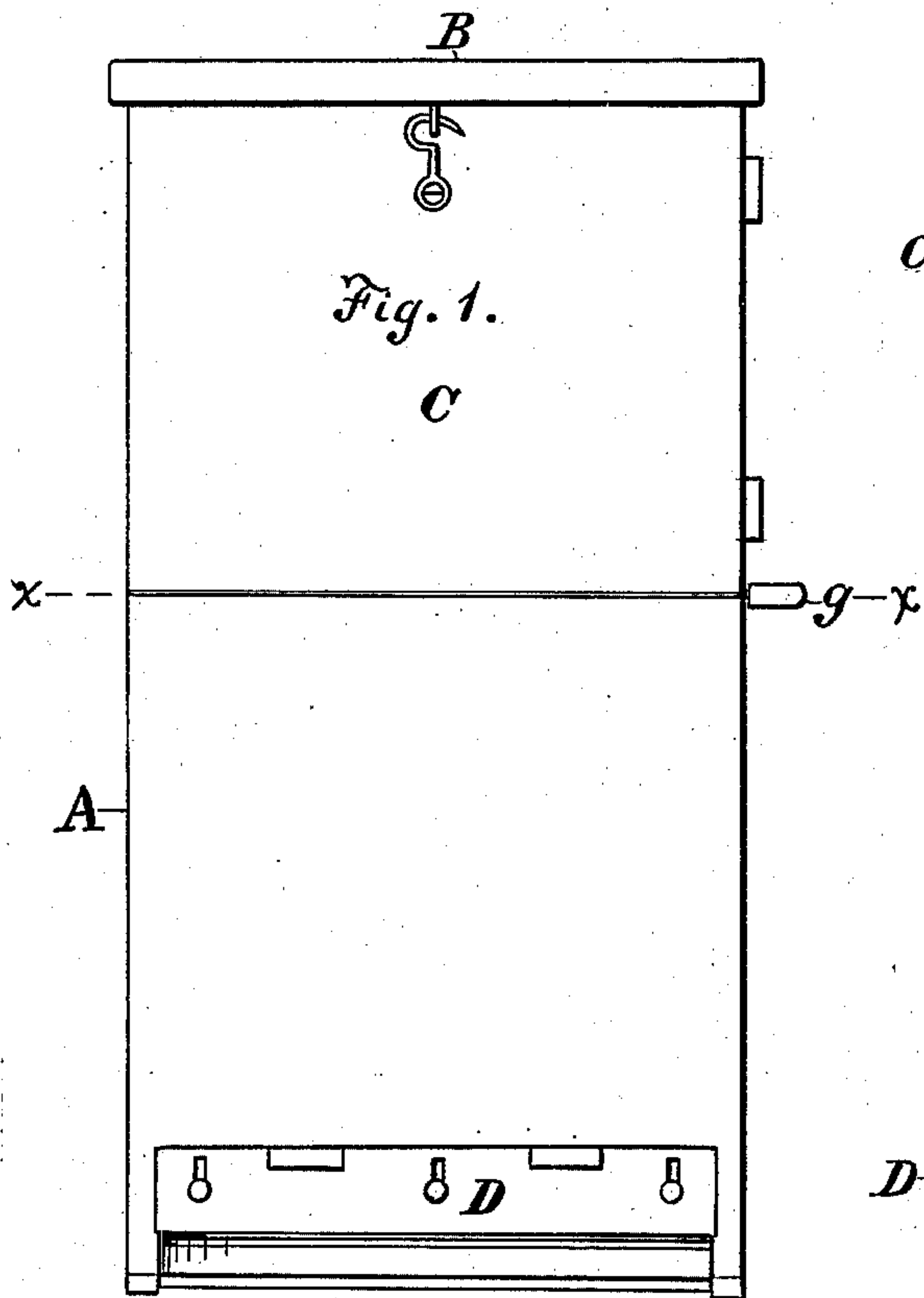


Fig. 1.

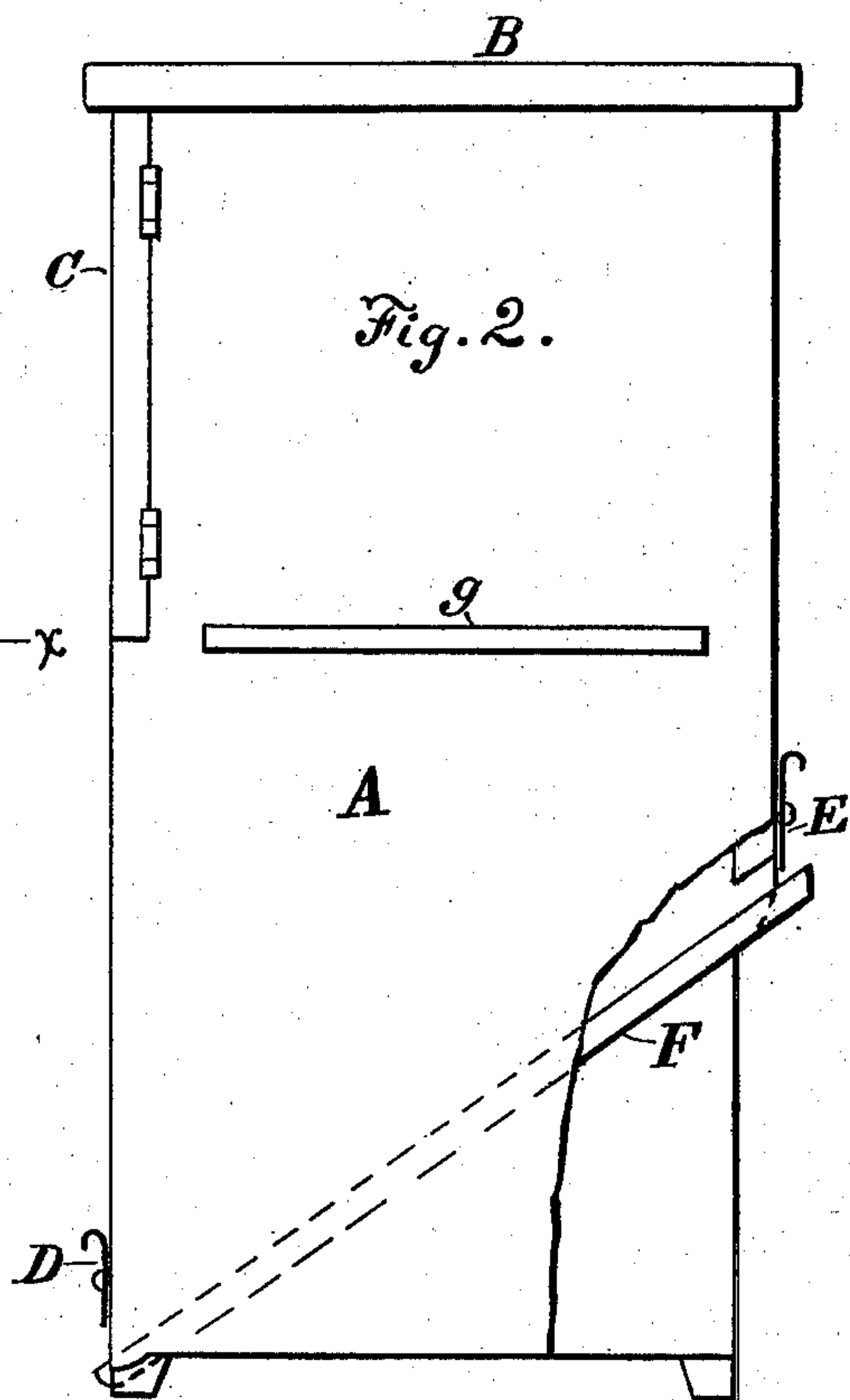
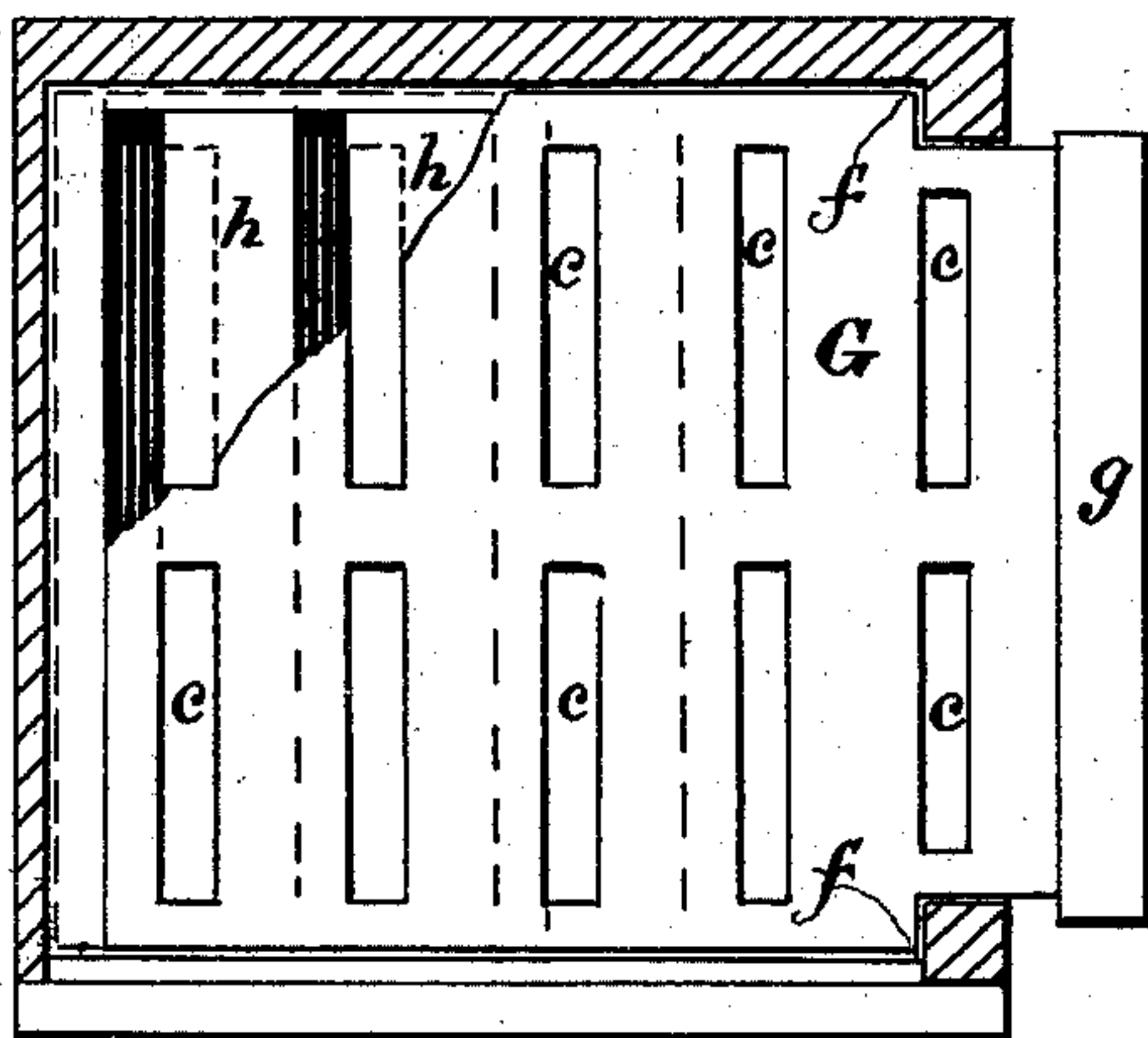


Fig. 2.

Fig. 3.



Witnesses:
Theo. Mungen.
John O'Donnoghue.

Inventor:
W. K. Wilkinson
By Henry J. Eunis.
Attorney.

UNITED STATES PATENT OFFICE

WILLIAM K. WILKINSON, OF CUSSETA, GEORGIA.

IMPROVEMENT IN BEE-HIVES.

Specification forming part of Letters Patent No. **209,437**, dated October 29, 1878; application filed April 13, 1878.

To all whom it may concern:

Be it known that I, WILLIAM K. WILKINSON, of Cusseta, in the county of Chattahoochee and State of Georgia, have invented certain new and useful Improvements in Bee-Hives; and I do hereby declare that the following is a full, clear, and exact description thereof, which will enable others skilled in the art to which it appertains to make and use the same, reference being had to the accompanying drawings, and to letters of reference marked thereon, which form a part of this specification, in which—

Figure 1 is a front elevation of a bee-hive embodying the improvements of my invention. Fig. 2 is a side elevation, the lower right-hand corner being removed to show the inclined bottom of the hive; and Fig. 3 is a section through line *x x*, showing a plan view of the slotted sliding partition used to open and close communication between the upper and lower sections of the hive at will.

This invention has relation to bee-hives; and consists of an upper section or honey-compartment, having its top and front hinged to open and afford access to the honey when desired, and a lower section, having an inclined bottom, upon which the cuttings from the comb fall and are carried to the outside of the hive, said upper and lower sections being separated by a partition having a slide provided with a series of slots, which may be moved to open or shut off communication between the sections of the hive at will, all of which are hereinafter more fully described, and particularly pointed out in the claims.

In the accompanying drawing similar letters of reference indicate like parts of the invention.

The bee-hive is composed of the upper section, C, provided with the usual comb-frames, which are removably secured within said section in such a manner as to permit the slotted slide G to be operated without interfering with them, and the lower section, A, having the inclined bottom F separated by a partition consisting of the slats *h* (shown in dotted lines in Fig. 3) and the slotted slide G *c*. The slide G *c* has shoulders *f*, which regulate the

distance to which it may be drawn outwardly. The slats *h* are located directly beneath the bottom edges of the comb-frame, so that the corresponding spaces between the comb-frame and the slots are in line with each other. When the slide G *c* is pushed in until the hand-piece *g* rests against the outside of the case of the hive, the slots in said slide G are in line with the spaces between the comb-frame and the slats *h* and communication is open between the sections C and A. When the slide G is drawn out, as in Fig. 3, communication between the sections C and A is shut off, and the bees cannot enter the honey-compartment.

The top B of the hive and the front of the section C are hinged, so that access may be readily had to the honey-compartment by opening them.

Openings are made across the hive at the terminations of the inclined bottom F, and slides D and E are placed at these openings, by which means they may be opened and closed at will.

It is a well-known fact that the moth is hatched in the cuttings which drop from the comb, and by providing the inclined bottom F the cuttings are caused to fall upon it, and by it are conveyed to the outside of the hive, thereby making the hive moth-proof in a very simple and economical manner.

The slides D and E may be opened and water poured in through E, which would effectually cleanse the inclined bottom F whenever it becomes necessary to do so.

The means for opening and closing communication between the upper and lower sections of the hive are also very cheap and simple, consisting, as they do, of the slats *h* and the slotted slide G *c*.

The operation of the invention is so plain as to be obvious to every one.

Having thus described my invention, what I claim as new and useful, and desire to secure by Letters Patent of the United States, is—

1. In a bee-hive having the honey-compartment in the upper section, C, of the hive, the lower section, A, provided with the slides E D, in combination with the inclined bottom F,

whereby the latter may be flushed with water, as herein specified.

2. The bee-hive herein described, consisting of the upper section, C, provided with removable comb-frames, and the lower section, A, having slides E D and inclined bottom F, the sections A and C being separated by a partition composed of the slats *h* and slotted plate G *c*, as herein specified.

In testimony that I claim the foregoing as my own I hereby affix my signature in presence of two witnesses.

W. K. WILKINSON.

Witnesses:

C. L. AVERETT,
JAMES CASTLEBERRY.