

A. H. REYNOLDS.
Toe-Weights for Horses.

No. 209,421.

Patented Oct. 29, 1878.

Fig. 1.

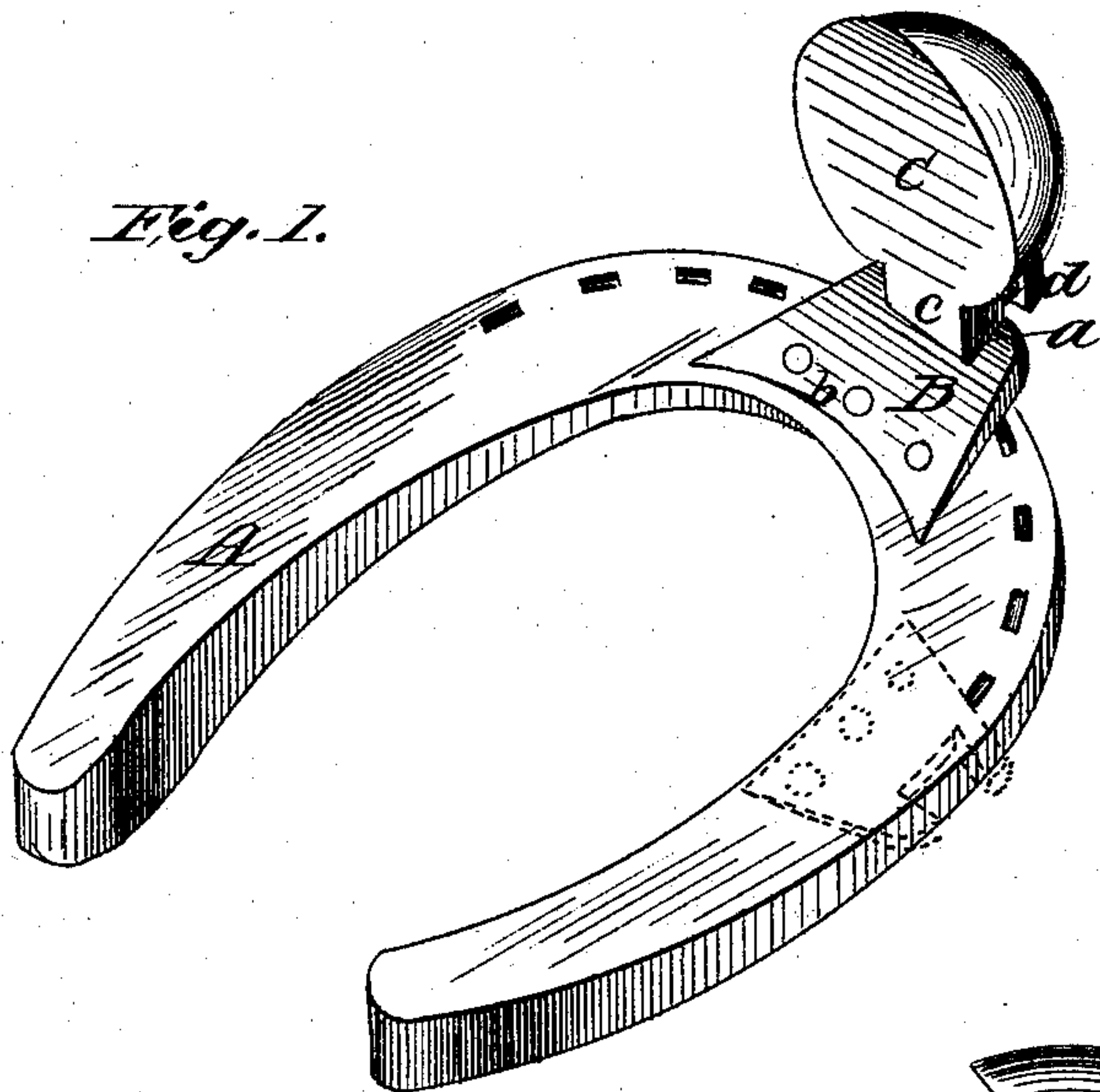


Fig. 2.

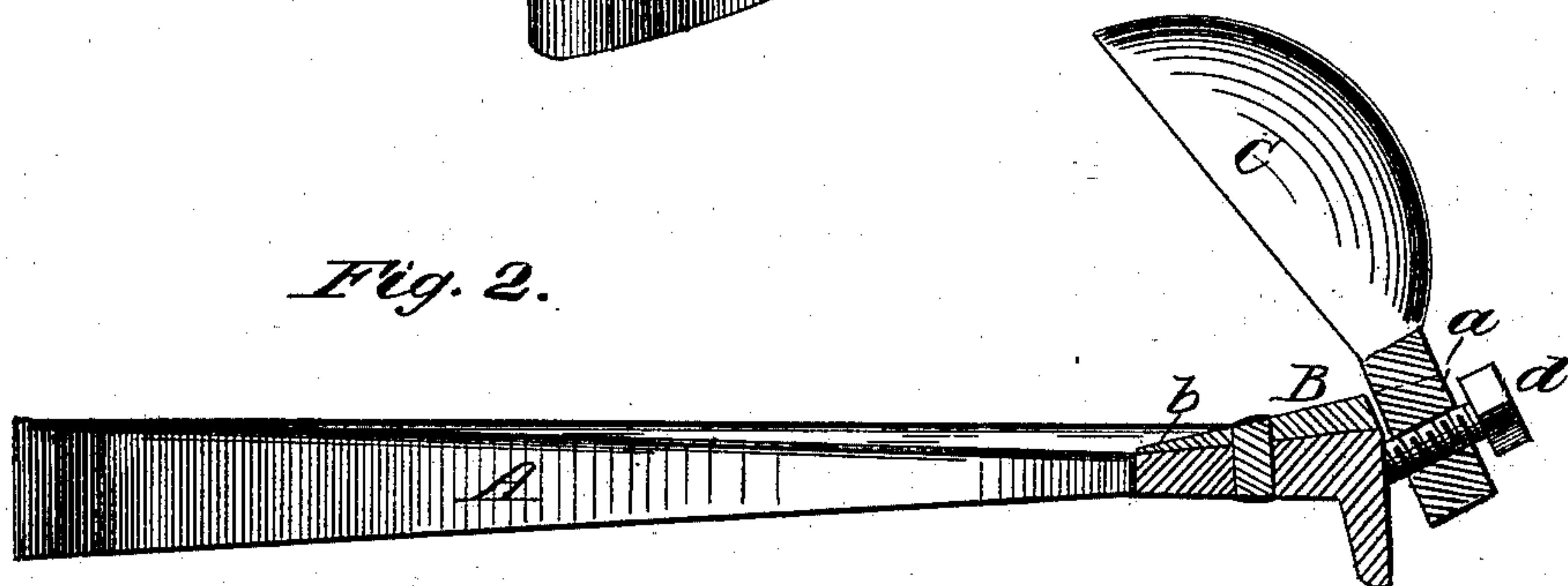


Fig. 3.

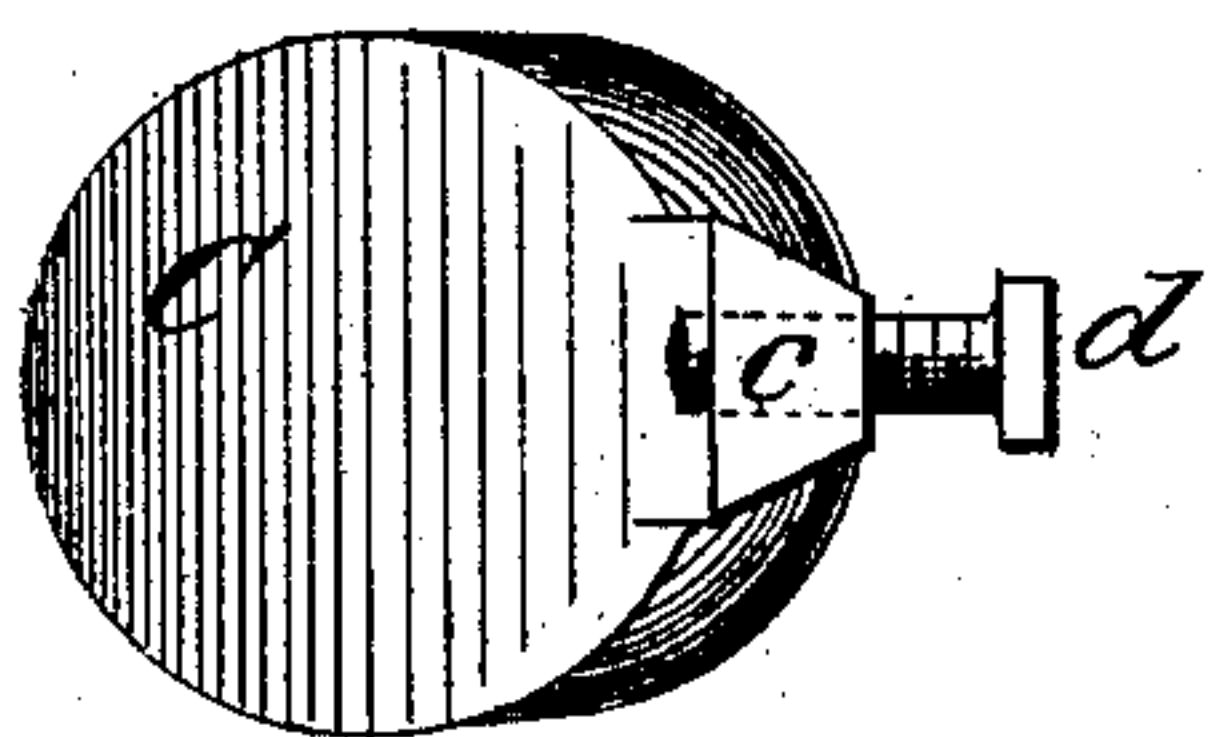
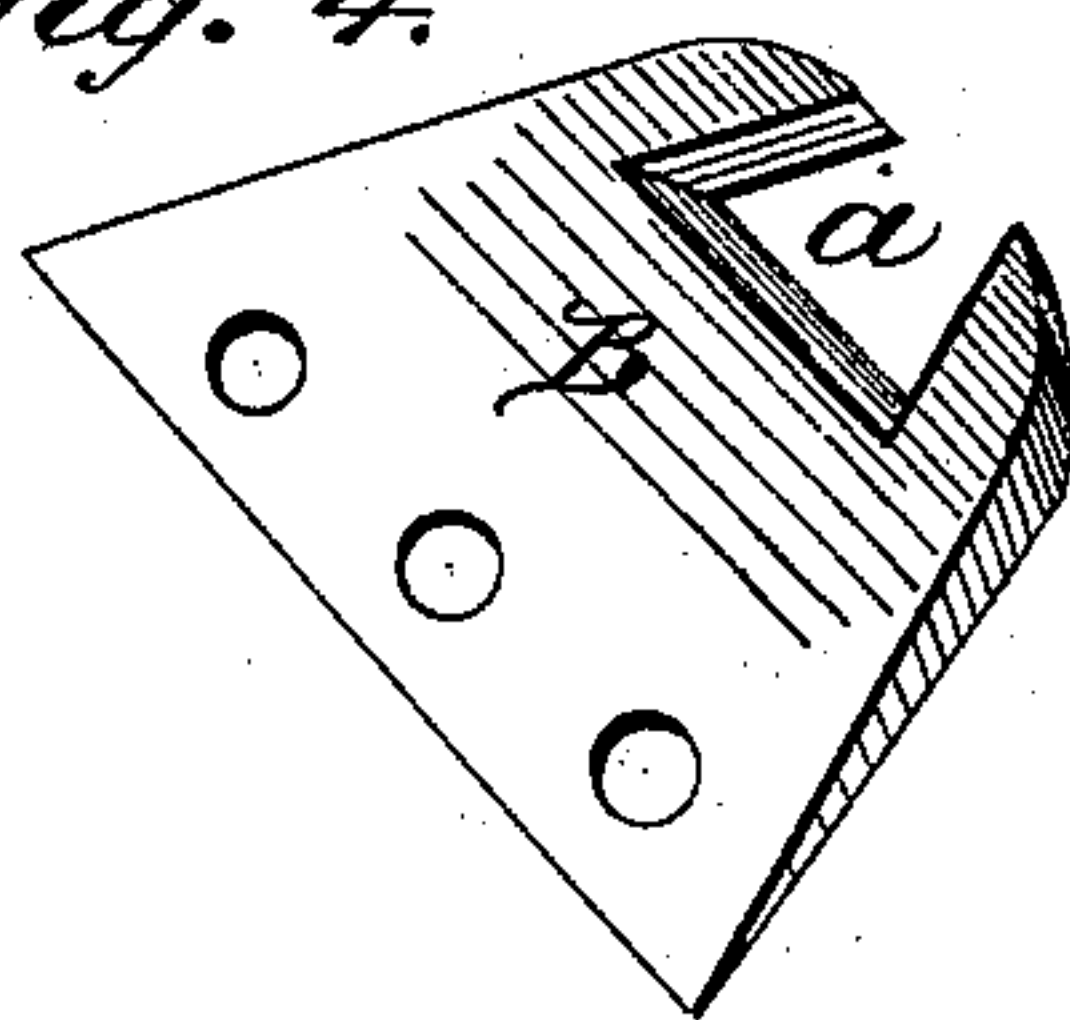


Fig. 4.



Witnesses
Fred L. Dutch
Geo P. Brooks

Inventor
Augustus H. Reynolds,
pr. C. A. Snow &
attorneys

UNITED STATES PATENT OFFICE.

AUGUSTUS H. REYNOLDS, OF PROPHETSTOWN, ILLINOIS.

IMPROVEMENT IN TOE-WEIGHTS FOR HORSES.

Specification forming part of Letters Patent No. **209,421**, dated October 29, 1878; application filed June 3, 1878.

To all whom it may concern:

Be it known that I, A. H. REYNOLDS, of Prophetstown, in the county of Whiteside and State of Illinois, have invented certain new and useful Improvements in Foot-Weights for Horses; and I do hereby declare that the following is a full, clear, and exact description thereof, which will enable others skilled in the art to which it appertains to make and use the same, reference being had to the accompanying drawings, which form a part of this specification.

Figure 1 is a perspective view of a horse-shoe having my improved weight attached thereto. Fig. 2 is a sectional view of the same; and Figs. 3 and 4 are detail views, showing in perspective the weight and the wedge detached.

Corresponding parts in the several figures are denoted by like letters of reference.

My invention relates to that class of devices which are attached to horses' feet for the purpose of insuring a firm, quick, and even step; and it consists in the improved construction of the weight and the means for attaching the same, as I shall now proceed more fully to describe with reference to the drawings, in which—

A represents the horseshoe, which may be of any suitable construction. To the top thereof, at the toe or at any point where the weight may be required, I secure by rivets or other suitable means a plate or wedge, B, the inner edge of which, *b*, may be curved to conform with the shape of the shoe.

The outer side of the plate (which projects beyond the edge of the shoe) is provided with a vertical dovetailed recess, *a*, in which the

shank *c* of the weight C fits. The latter may be made of cast-iron, and it may be bent in relation to its shank so as to rest upon the hoof when secured in position, or the recess *a* in plate B may be inclined inwardly for the same purpose.

In the shank *c* of weight C is adjusted a set-screw, *d*, pressing against the bottom of the recess, so as to hold the weight securely in position.

From the foregoing description, taken in connection with the drawings, the operation and advantages of my invention will be readily understood.

The use of straps or buckles for the purpose of securing the weight is wholly dispensed with, and the weight may, therefore, easily and rapidly be adjusted or removed. Being held very firmly in position, it gives no annoyance to the horse, as weights held in position by buckled straps are apt to do.

Having thus described my invention, I claim and desire to secure by Letters Patent of the United States—

The toe-weight C, having shank *c*, provided with set-screw *d*, in combination with the wedge-shaped plate B, having the dovetailed recess *a*, adapted to be secured to the horse-shoe A, substantially as and for the purpose set forth.

In testimony that I claim the foregoing as my own I have hereto affixed my signature in presence of two witnesses.

AUGUSTUS H. REYNOLDS.

Witnesses:

O. J. SHOLES,
HAMILTON A. STURTEVANT.