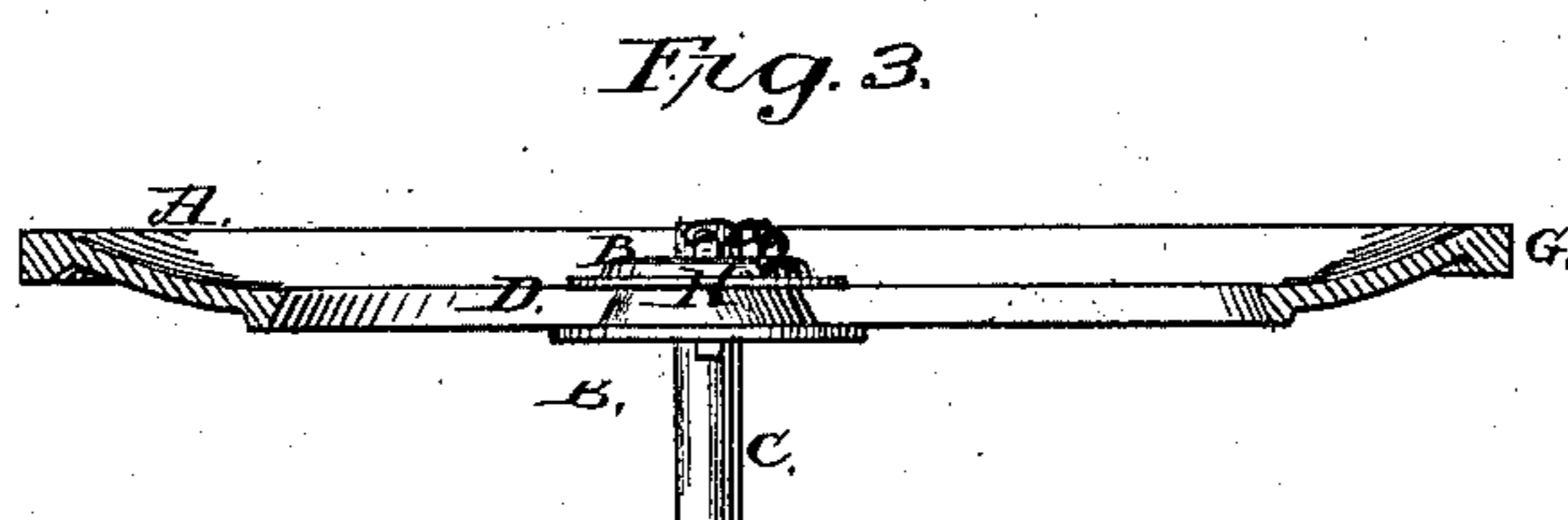
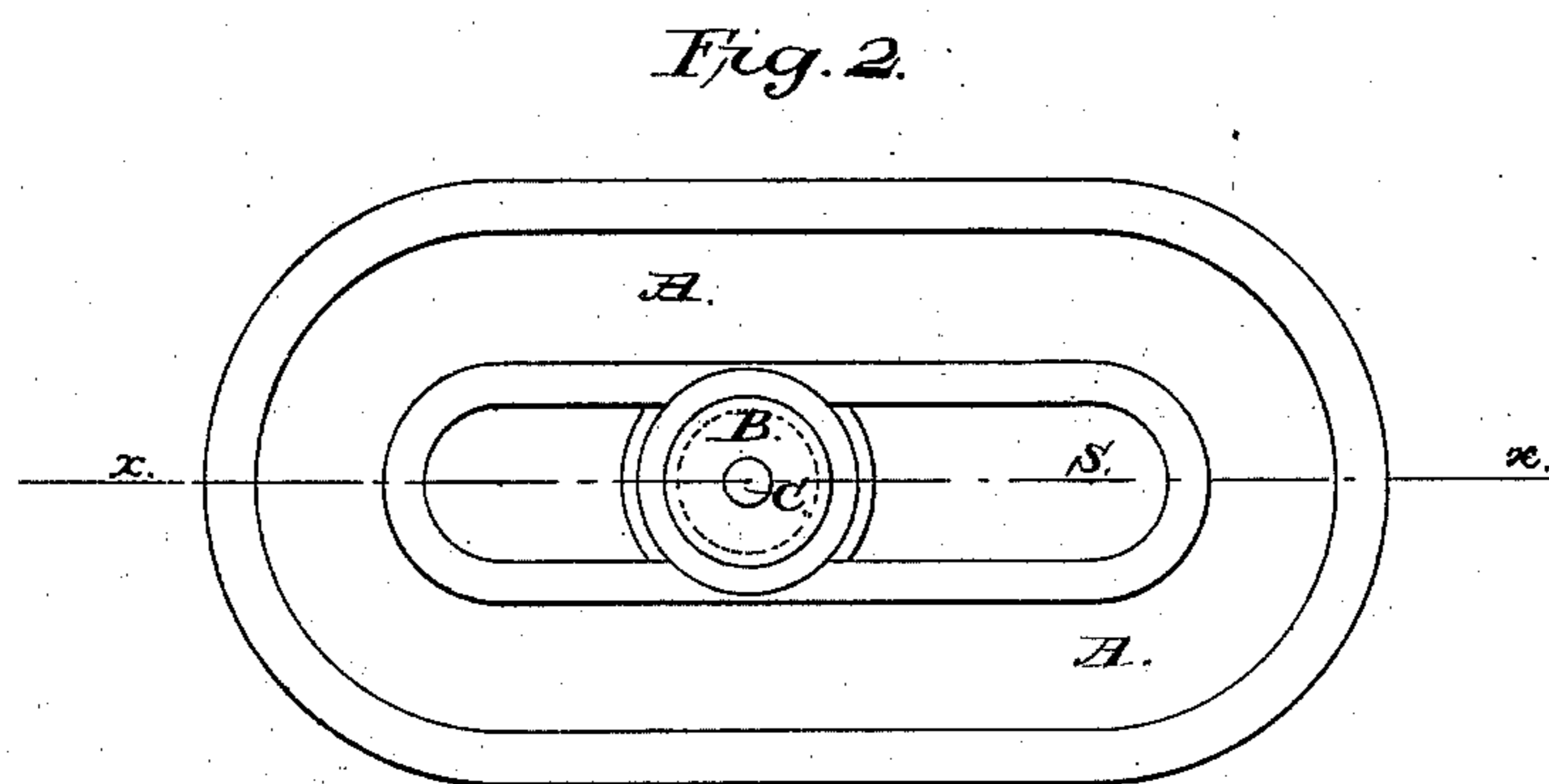
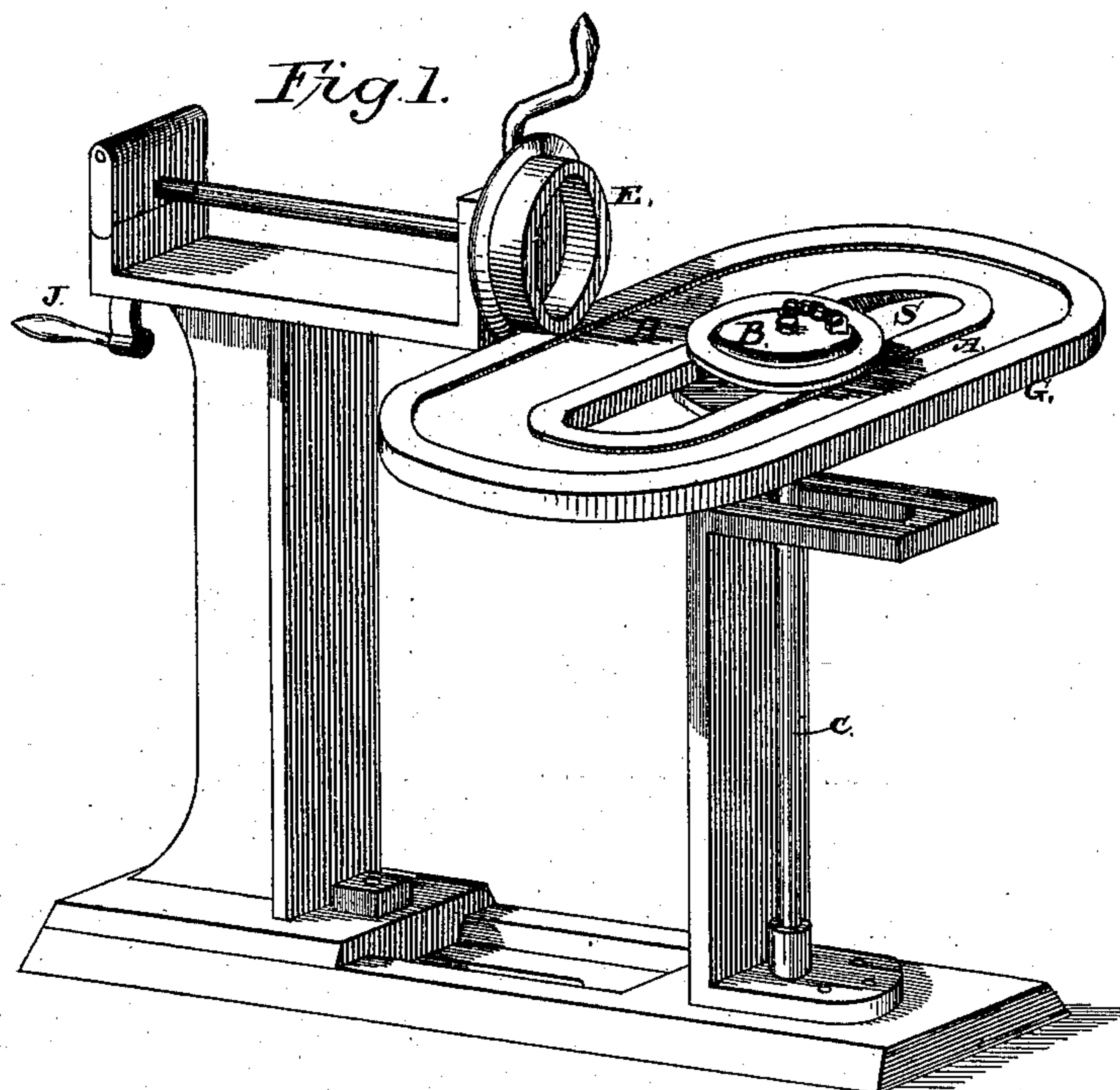


T. O'NEILL.  
Machine for Double-Seaming Stove-Boiler.  
No. 209,418.                      Patented Oct. 29, 1878.



Witnesses:  
Josiah B. Frost  
Jas. Hambl

Inventor.  
Thomas O'Neill

# UNITED STATES PATENT OFFICE.

THOMAS O'NEILL, OF JACKSON, MICHIGAN, ASSIGNOR TO ELLEN O'NEILL.

## IMPROVEMENT IN MACHINES FOR DOUBLE-SEAMING STOVE-BOILERS.

Specification forming part of Letters Patent No. **209,418**, dated October 29, 1878; application filed March 15, 1878.

### *To all whom it may concern:*

Be it known that I, THOMAS O'NEILL, of the city of Jackson, in the county of Jackson and State of Michigan, have invented a new and useful Improvement in Double-Seaming Stove-Boilers, which improvement is fully set forth in the following specification, reference being had to the accompanying drawings.

Figure 1 represents any double-seaming machine with my improvement, which is represented in Figs. 2 and 3, attached. Fig. 2 presents an upper view, and Fig. 3 a vertical section through *x x* of Fig. 2, of my machine.

A A in each figure represent the form or disk corresponding in shape to that of the article to be double seamed.

B is a grooved pulley or sheave, revolving on the axis C of the double-seaming machine. The slot S conforms to the periphery of the disk, so that the periphery may be brought uniformly under the pressure of the seaming-wheel E in its travel when operated.

The groove H of the sheave and the inner edge, D, of the slot are correspondingly beveled, as represented, to better present the bearing-surface of the disk on the sheave more squarely to resist friction.

In operation, the boiler or other article is placed on the disk, so that the seam to be turned will be properly adjusted on the periphery of the disk, and is then brought under the pressure of the seaming-wheel E, which is propelled by turning the handle J, keeping the seam continually under such pressure until the seam is entirely formed.

The object of my invention is to double

seam stove-boilers rapidly and in a superior manner by the combination of a frame of irregular shape, A, and a flanged wheel or slide, which works inside of said frame B, as shown in Fig. 1, which is the upper surface of the machine.

The machine is further illustrated by Fig. 2, which is a vertical section of said machine through C D C D.

A A represent an upper view of the frame or disk. B B represent a friction wheel or slide traveling on the beveled edge of A A.

The usefulness of my invention consists in the fact that it will uniformly and rapidly form a double seam on sheet-metal ware of irregular form, such as wash-boilers, bath-tubs, &c., placed on the disk of the frame A, held in place in a seaming-machine by the friction-wheel B attached to the disk-axle of the machine, the frame A acting as the disk, which is made to conform on its outer and upper edge to the shape of the article to be seamed. The inner edge is formed so as to hold the disk at all times during the process firmly against the seaming-wheel X of the seaming-machine.

I claim as my invention—

A wheel or slide working inside of a frame of irregular shape, said wheel or slide moving in a slot in the frame or otherwise, whose sides are equidistant from the periphery of the form.

THOMAS O'NEILL.

Witnesses:

JAS. HAMMILL,  
JOSIAH B. FROST.