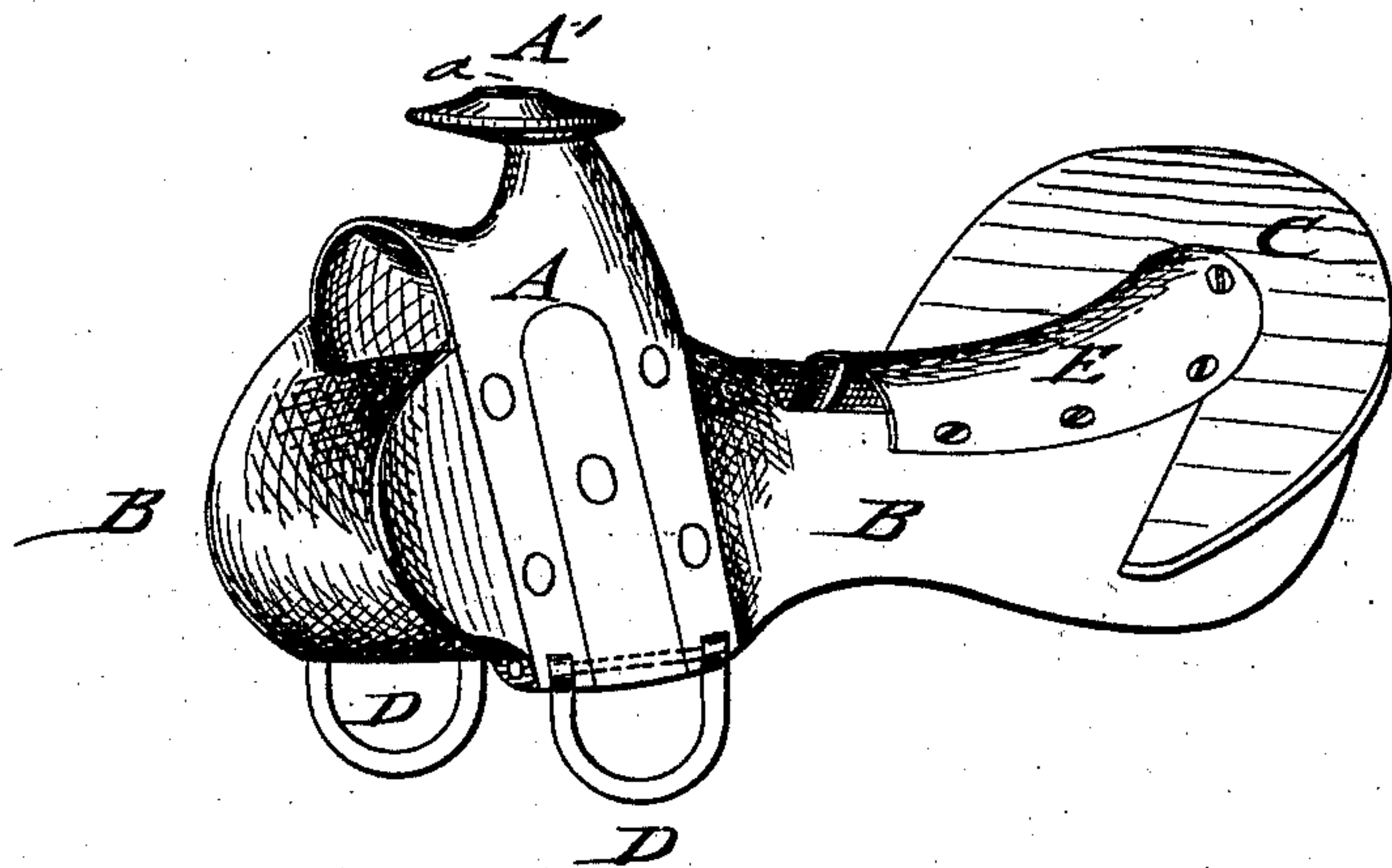


J. L. NOTHAF.  
Riding-Saddle.

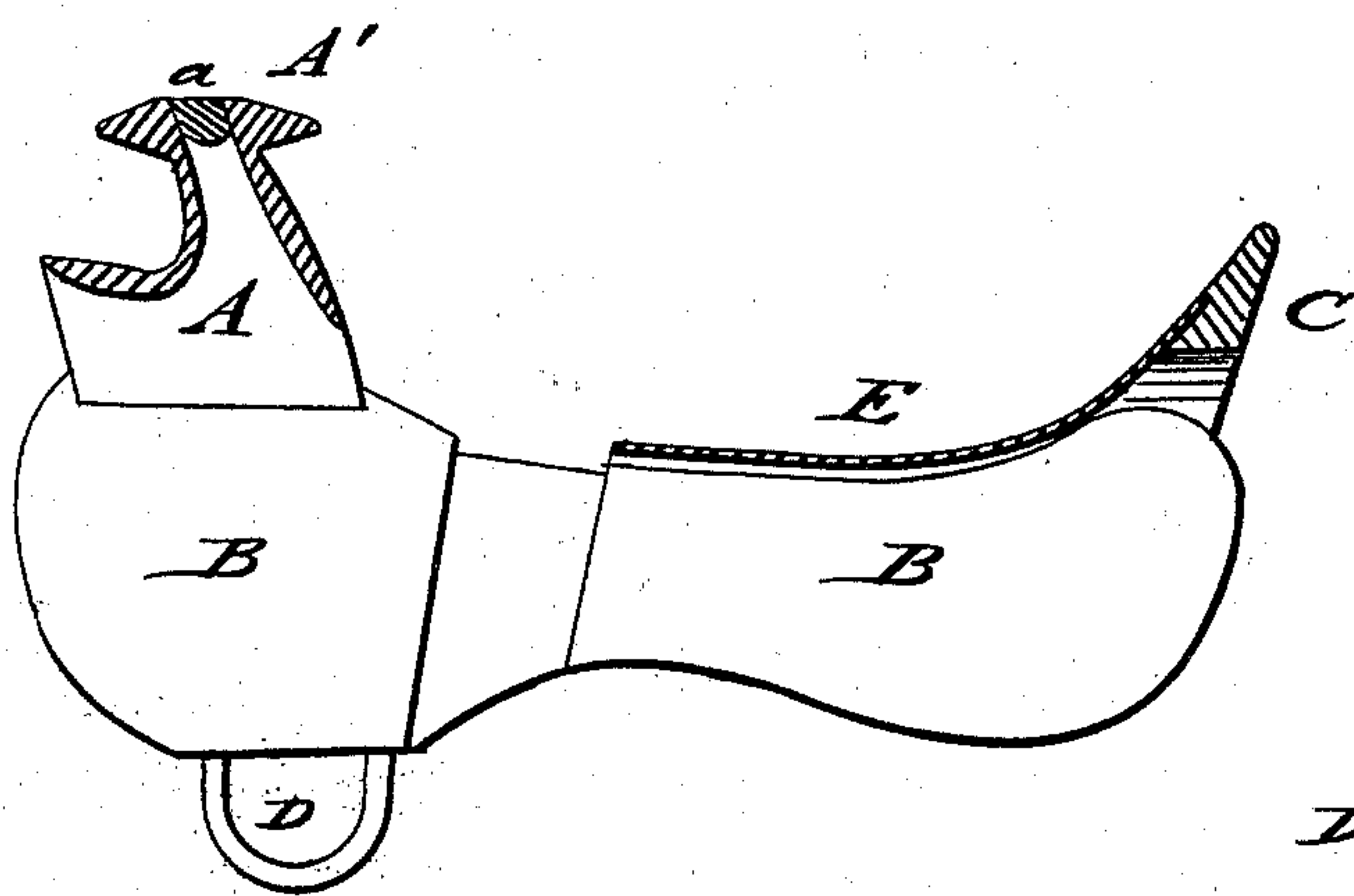
No. 209,415.

Patented Oct. 29, 1878.

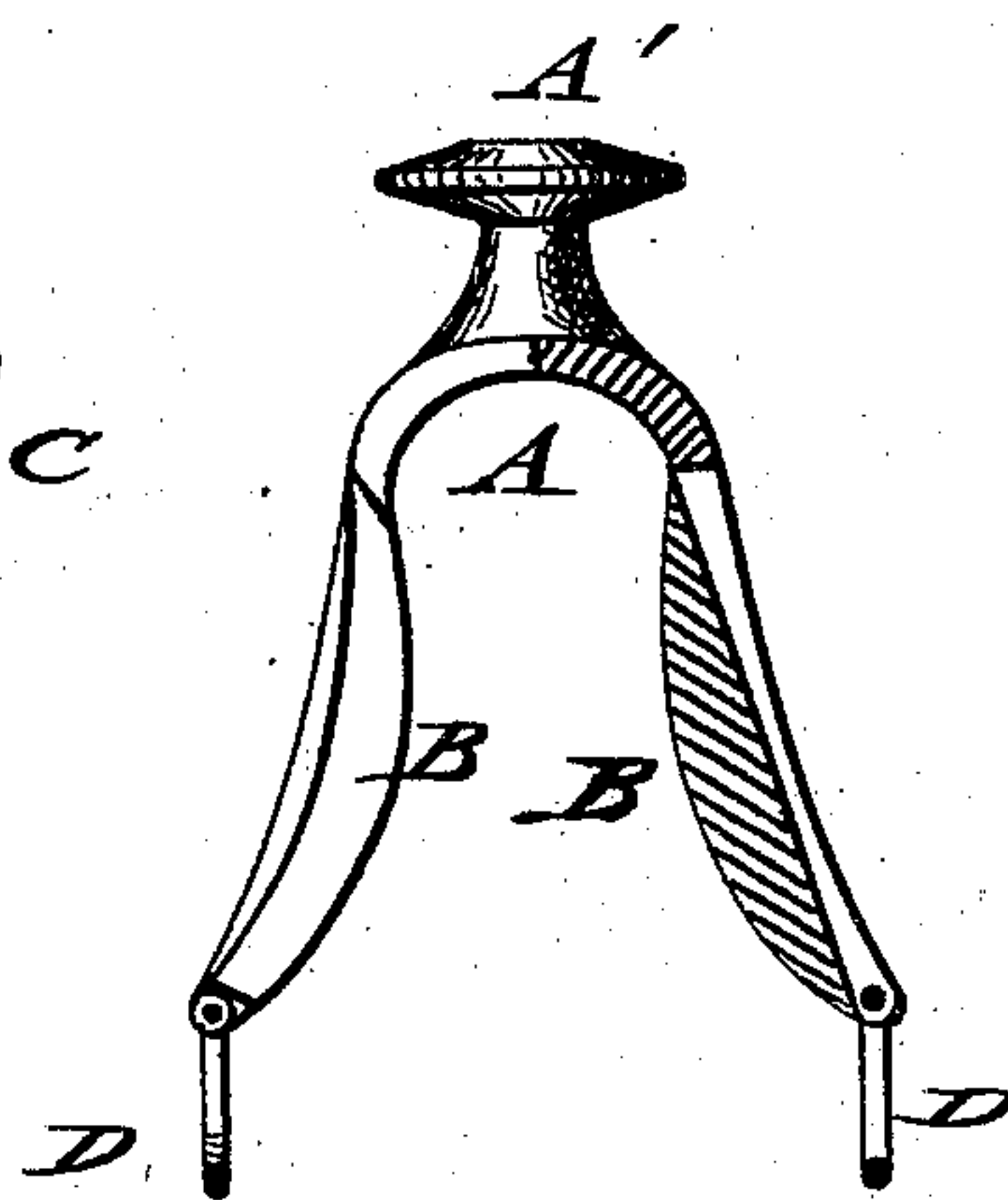
*Fig: 1.*



*Fig: 2.*



*Fig: 3.*



WITNESSES:

*Achilles Sehehl.*  
*C. Sedgwick*

INVENTOR:

*J. L. Nothaf*  
BY *Munn & Co*

ATTORNEYS.

# UNITED STATES PATENT OFFICE.

JOHN L. NOTHAF, OF DENISON, TEXAS.

## IMPROVEMENT IN RIDING-SADDLES.

Specification forming part of Letters Patent No. **209,415**, dated October 29, 1878; application filed August 31, 1878.

*To all whom it may concern:*

Be it known that I, JOHN L. NOTHAF, of Denison, in the county of Grayson and State of Texas, have invented a new and Improved Saddle-Tree, of which the following is a specification:

In the accompanying drawings, Figure 1 represents a perspective view of my improved saddle-tree; and Figs. 2 and 3 are vertical, longitudinal, and transverse sections of the same.

Similar letters of reference indicate corresponding parts.

This invention has reference to improvements in saddle-trees, by which the leather straps hitherto required for the girth-rigging may be dispensed with, and in place thereof a stronger and more durable rigging obtained, that leaves the top and sides of the tree in perfectly smooth state. The saddle-tree is strengthened, the shape of the seat retained, and the leather prevented from sinking into the middle open part, so as to prevent the hurting of the horse's back, and give ease and comfort to the rider.

Referring to the drawings, A represents the fork, B the side bars, and C the cantel, of my improved saddle-tree. The fork A is made in one piece with the horn A', and of malleable iron or cast-steel, of the usual shape, and extended at both sides to the lower edge of the bars B, the extensions being forked, so as to decrease the weight. The extensions of the fork strengthen the front part of the tree, and admit also the hinging of open rings D to the lower ends of the horn by means of a pintle, so as to form thereby the girth-rigging in connection with the tree. The direct hinging of the rings of the girth to the fork does away

with the leather straps necessary for the old style of rigging.

The improved metal rigging will wear twice as long as and has greater strength than the old one. It also leaves the tree perfectly smooth at the top and sides.

The center of the top of the horn A' is filled with wood, to which the rawhide covering is attached for keeping it to its proper place. The wooden filling or core *a* does not weaken the horn, but leaves it strong enough for all purposes.

At the rear part of the saddle-tree is a convex steel seat-plate, E, that is attached to the side bars B, and extended back to and over the cantel C, so as to hold them firmly together, and add thereby to the strength and durability of the tree.

The seat-plate prevents the sinking of the leather into the middle open portion of the tree, and forms thereby a guard against hurting the horse's back, while contributing by its oval shape to the ease and comfort of the rider.

Having thus fully described my invention, I claim as new and desire to secure by Letters Patent—

1. A saddle-tree whose fork A is extended upward to form the horn and downward to form a forked extension that receives girth-rings, as shown and described.

2. The combination, in a saddle-tree, of the side bars and cantel with a convex seat-plate extended back over the cantel, substantially as specified.

JOHN LAWRENCE NOTHAF.

Witnesses:

JAMES LEONARD,  
WM. HARDWICK.