

W. T. REASER.
Syringe.

No. 209,292.

Patented Oct. 22, 1878

Fig. 1.




Fig. 2.

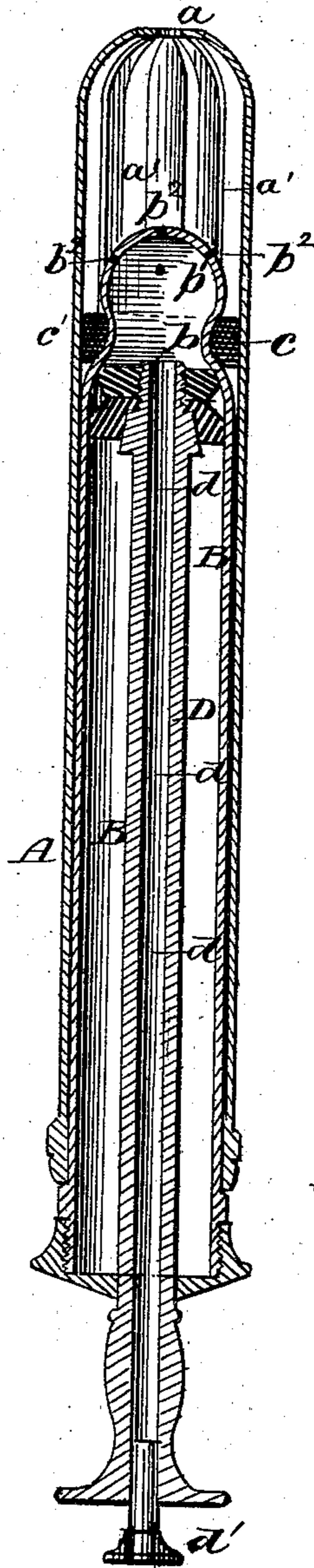
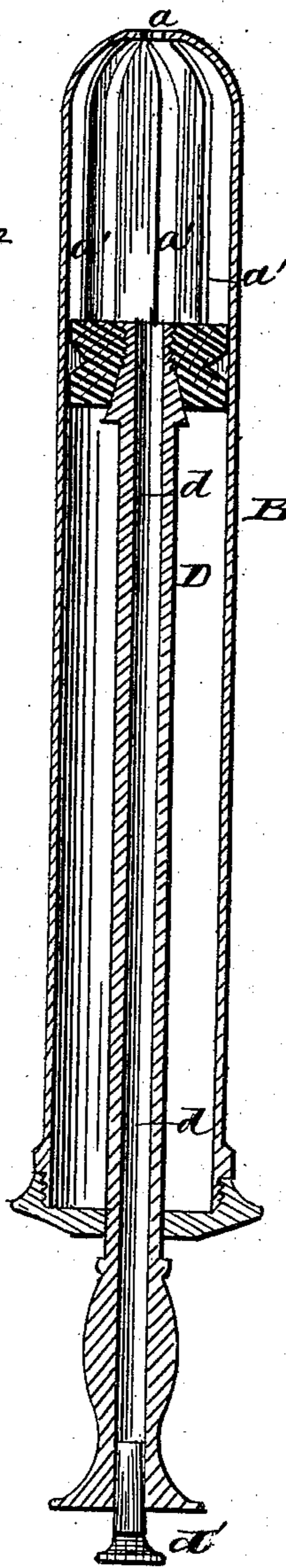


Fig. 3.



Witnesses:

Reg. G. Dürerich
Geo. P. Brooks.

Inventor
Wm. T. Reaser.

by De Witt C. Allen
attorney

UNITED STATES PATENT OFFICE

WARREN T. REASER, OF CHICAGO, ILLINOIS.

IMPROVEMENT IN SYRINGES.

Specification forming part of Letters Patent No. **209,292**, dated October 22, 1878; application filed October 15, 1878.

To all whom it may concern:

Be it known that I, WARREN T. REASER, of Chicago, county of Cook, and State of Illinois, have invented certain new and useful Improvements in Syringes; and I do hereby declare the following to be a full, clear, and exact description of the same, reference being made to the accompanying drawing, forming a part of this specification, and in which—

Figure 1 is a side elevation of my improved syringe. Fig. 2 is a longitudinal section. Fig. 3 is a longitudinal section of a modification.

This invention relates to improvements in vaginal syringes, especially adapted for removing the impurities from diseased women, and rendering great assistance in keeping them clean and restoring circulation to the parts afflicted; and the invention consists in the combination of parts, as will be hereinafter fully described.

In the drawing, A represents a tubular case, which incloses the syringe B, said case being provided with an open end, *a*, and longitudinal slots *a'*, for a purpose to be hereinafter described.

The syringe B is provided with a narrow neck, *b*, and a head, *b'*, having a series of perforations, *b''*, through which issue both longitudinal and lateral jets. Around the neck *b* of the syringe is arranged one or more packing-rings, *c*, by means of which, when the syringe is drawn outward from the outer case, B, a suction is produced, by means of which the wash, after being introduced by the syringe B, is drawn, with any impurities in the vagina, into said outer case, A.

The piston-rod D of the syringe is provided with a hole, *d*, extending longitudinally through it, forming a vent for the syringe, said piston-rod being provided with a plug, *d'*, to be inserted in the outer end thereof when the syringe is to be inserted in the vagina, and by taking out said plug when ready to remove the syringe it will vent the same, relieving the suction or vacuum produced, thus allowing the syringe to be much more easily and readily removed with its contents, and

without affecting or hurting the parts afflicted.

The longitudinal slots in the outer case are for the purpose of permitting the free discharge of the wash from the syringe B, and also permitting said wash, with any secretions or impurities removed from the afflicted parts, to be readily drawn into the outer case by the suction produced in drawing back the syringe B.

Fig. 3 represents a modification of my improved syringe, in which the outer case is dispensed with, and the longitudinal slots formed in the syringe, which, in connection with the piston-rod provided with the vent-hole and plug, as before described, will operate in the same manner, it only being necessary, when the syringe is filled the same as other syringes, to turn the lower end up quickly to retain its contents before injecting the same.

I do not desire to be limited to the longitudinal slots in the outer case, A, or in the syringe when used without the outer case, as any other form of slot, if large enough, would answer the same purpose.

The operation of my improved syringe is as follows: The piston-rod is first pushed down and the vent-hole closed by the plug. After the instrument is inserted sufficiently and the wash introduced into the vagina, the piston-rod is drawn out one-half distance or more, (or the syringe when used with the outer case,) which draws the wash and secretions or impurities back into the syringe or outer case.

The suction or vacuum produced in withdrawing the wash and impurities into the instrument causes portions of the vagina to be drawn into the longitudinal slots in the syringe-case, thus preventing the withdrawal of the instrument without injury to the afflicted parts, which injury is entirely obviated by opening the vent, thus relieving the suction or vacuum produced, and allowing the instrument with its contents to be easily removed.

I am aware that a vaginal syringe having a compressible bulb and an air-conducting or vent tube is old, and such I do not desire to claim as my invention; but

I claim as my invention—

1. In a plunger-syringe, the combination of the syringe-case provided with the longitudinal slots a' , and the piston-rod D, provided with a longitudinal vent-hole, d , and plug d' , substantially as and for the purpose herein shown and described.

2. The combination of the slotted case A,

syringe B, provided with the outer packing ring or rings c , and the piston-rod D, provided with a vent-hole, d , and plug d' , substantially as and for the purpose specified.

WARREN T. REASER.

Witnesses:

D. C. ALLEN,

N. L. ALLEN.

1,000