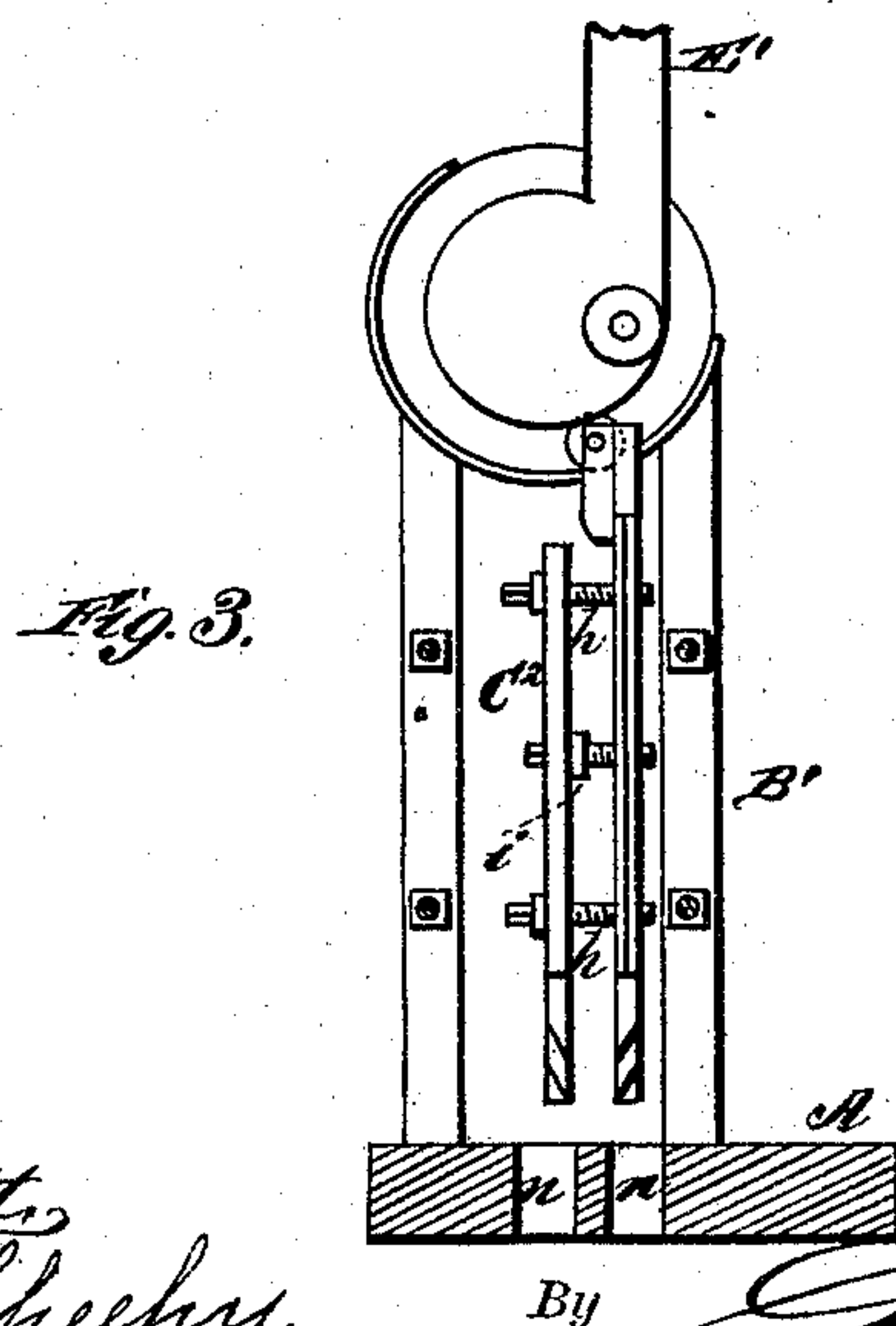
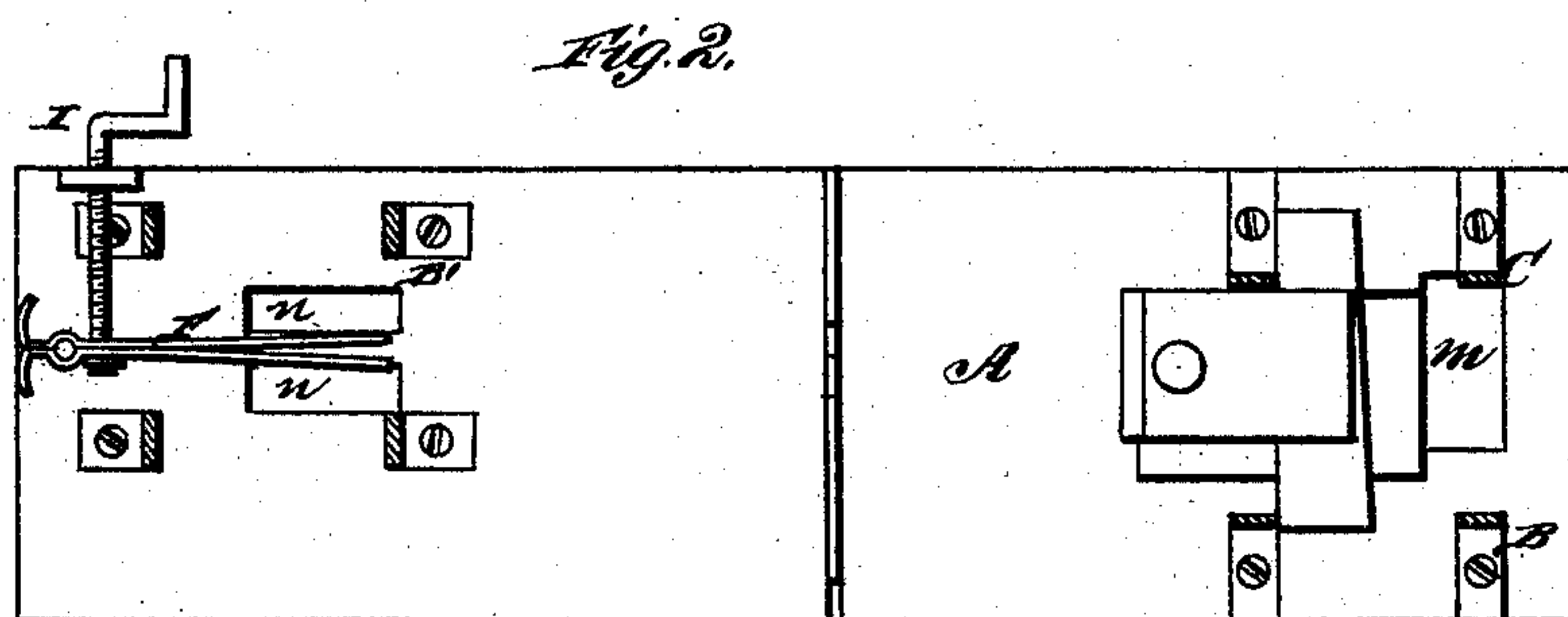
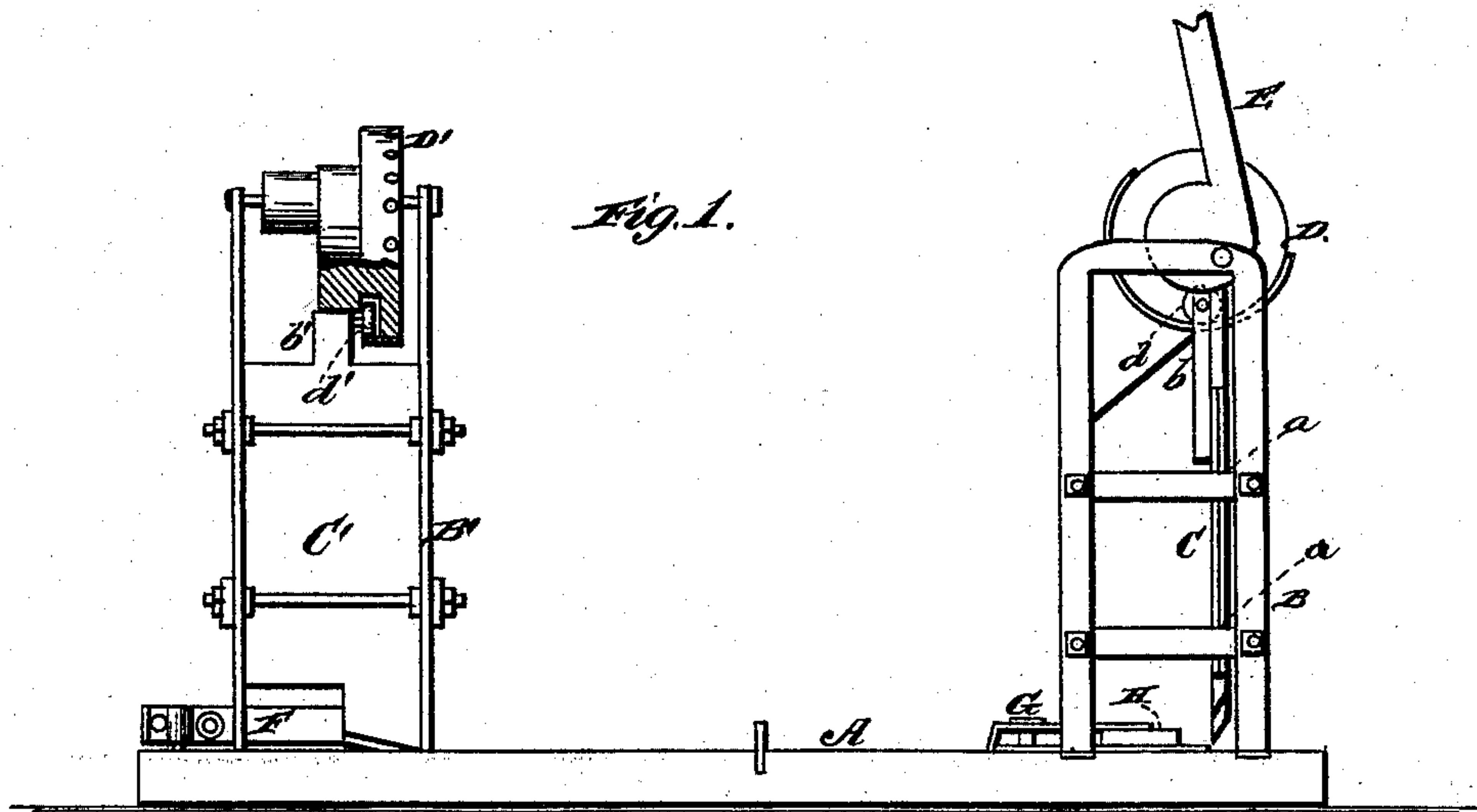


P. BARRINGER.
Spoke-Trimmer.

No. 209,214.

Patented Oct. 22, 1878.



WITNESSES

Phot. Engraving,
James J. Sheehy.

INVENTOR.

Peter Barringer.

Wm. Moore Smith & Co.

ATTORNEYS.

UNITED STATES PATENT OFFICE

PETER BARRINGER, OF FAYETTEVILLE, ARKANSAS.

IMPROVEMENT IN SPOKE-TRIMMERS.

Specification forming part of Letters Patent No. **209,214**, dated October 22, 1878; application filed September 7, 1878.

To all whom it may concern:

Be it known that I, PETER BARRINGER, of Fayetteville, in the county of Washington and State of Arkansas, have invented a new and valuable Improvement in Spoke-Trimmers; and I do hereby declare that the following is a full, clear, and exact description of the construction and operation of the same, reference being had to the annexed drawings, making a part of this specification, and to the letters and figures of reference marked thereon.

Figure 1 of the drawings is a representation of a side elevation of my spoke-trimmer. Fig. 2 is a horizontal sectional plan view of the same, and Fig. 3 is an end view, part section.

The nature of my invention consists in the construction and arrangement of a machine for trimming spokes, as will be hereinafter more fully set forth.

The annexed drawing, to which reference is made, fully illustrates my invention.

A represents the bed of my machine, at one end of which is secured an upright frame, B, of any suitable dimensions. In this frame is placed the vertical knife-blade, C, having its side edges made V-shaped, and fitting in corresponding guide-grooves at *a* in cross-bars in the frame. The upper end of the knife C has an arm, *b*, provided on the side with a stud and roller, *d*, which works in an eccentric, D, pivoted in the upper portion of the frame, said eccentric being formed or provided with a lever or handle, E, for operating the knife.

It will readily be seen that by raising the lever E the knife is also raised, and by depressing the lever the knife is brought down.

G is a clamp arranged on the bed A, at the bottom of the frame B, for holding a wooden guide, H, which guide can be adjusted to suit different-sized spokes. On the other end of the bed A is a similar frame, B', with knife C', having arm *b'* and roller *d'*, and operated by an eccentric D', provided with lever E'. To the knife C' is attached a second knife, C², by means of screws *h h*. The center-screw has a collar, *i*, on the inside of the knife, so as to

move said knife out or in to fit any sized mortise. In the bed A, under the single knife C, is a single mortise, *m*, and under the double knife C¹ C² are two mortises, *n n*. Under the frame B', on the bed A, is connected a spring-clamp, F, operated by a screw, I.

The tenons of the spokes are dressed by means of the knife C, while the knives C¹ and C² are designed to dress the shoulders of the same.

The operation of the machine is as follows: The spoke is first trimmed to fit the mortise in the hub of the vehicle to which it is to be applied, and the wood gage H set to fit it and then tightened. Then come down with the knife, and the spoke is done at the single knife. Then lay the spoke under the double knife, having the spring-clamp spread so as to receive the tenon, and turn the screw I so as bring the tenon in the center. Then come down with the lever, and the tenon will be finished.

This machine can be adjusted to fit the different-sized mortises in buggy and wagon hubs.

The frames B B' may be cast-iron, and the levers may be either of wood or of cast-iron, as desired.

The eccentrics may be cast with a socket or flanges to put in a wooden handle.

What I claim as new, and desire to secure by Letters Patent, is—

1. In combination with the vertically-reciprocating knife C¹, the auxiliary knife C², adjustably connected thereto by screws *h h*, the central screw having inside collar *i*, substantially as herein set forth.

2. The spring-clamp F, with operating-screw I, in combination with the double knife C¹ C², for the purpose herein set forth.

In testimony that I claim the above I have hereunto subscribed my name in the presence of two witnesses.

PETER BARRINGER.

Witnesses:

J. L. CRAVENS,
W. M. SMITH.