

L. U. ALBERS.
Revolving-Index.

No. 209,206.

Patented Oct. 22, 1878.

Fig. 1.

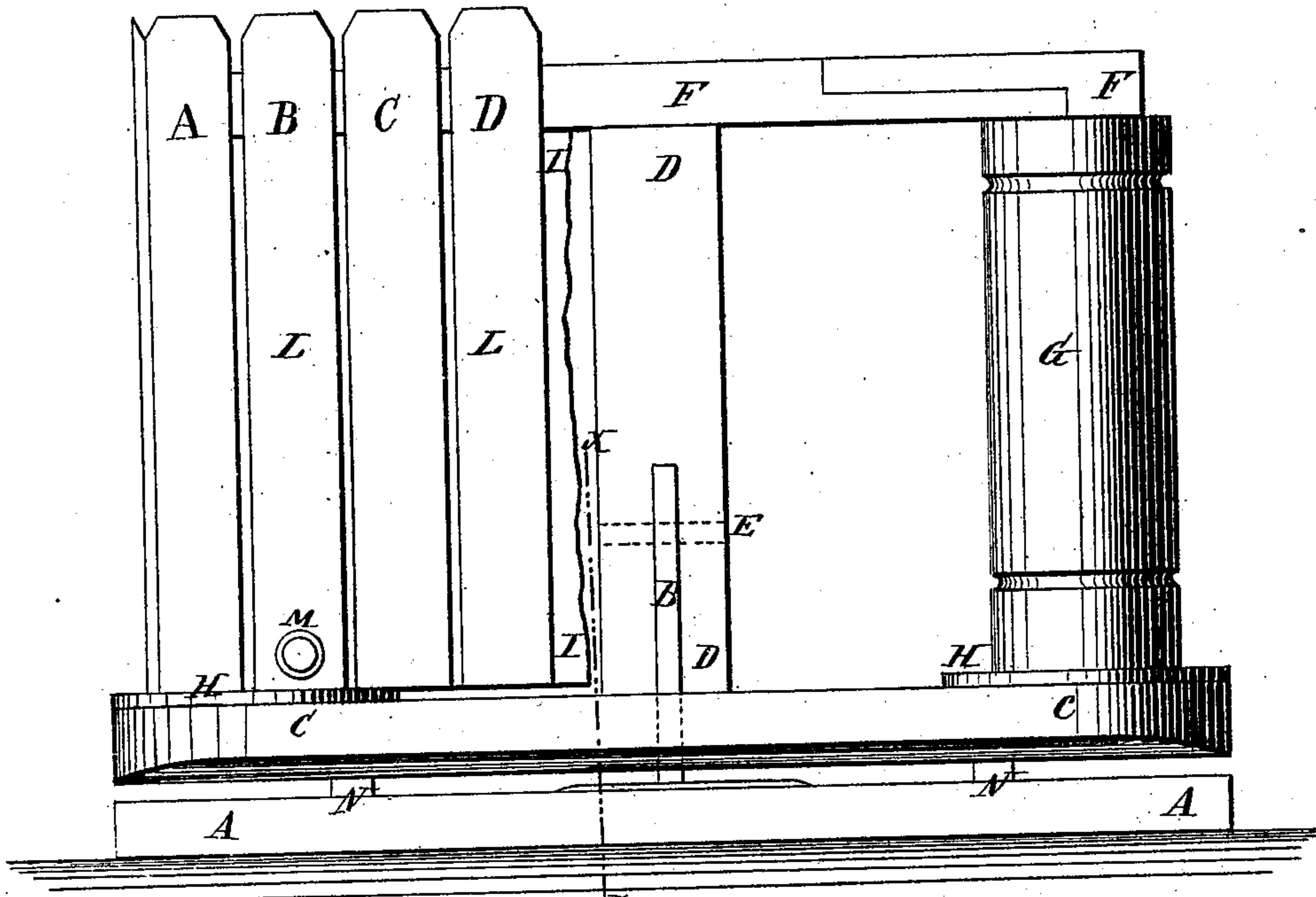


Fig: 2.

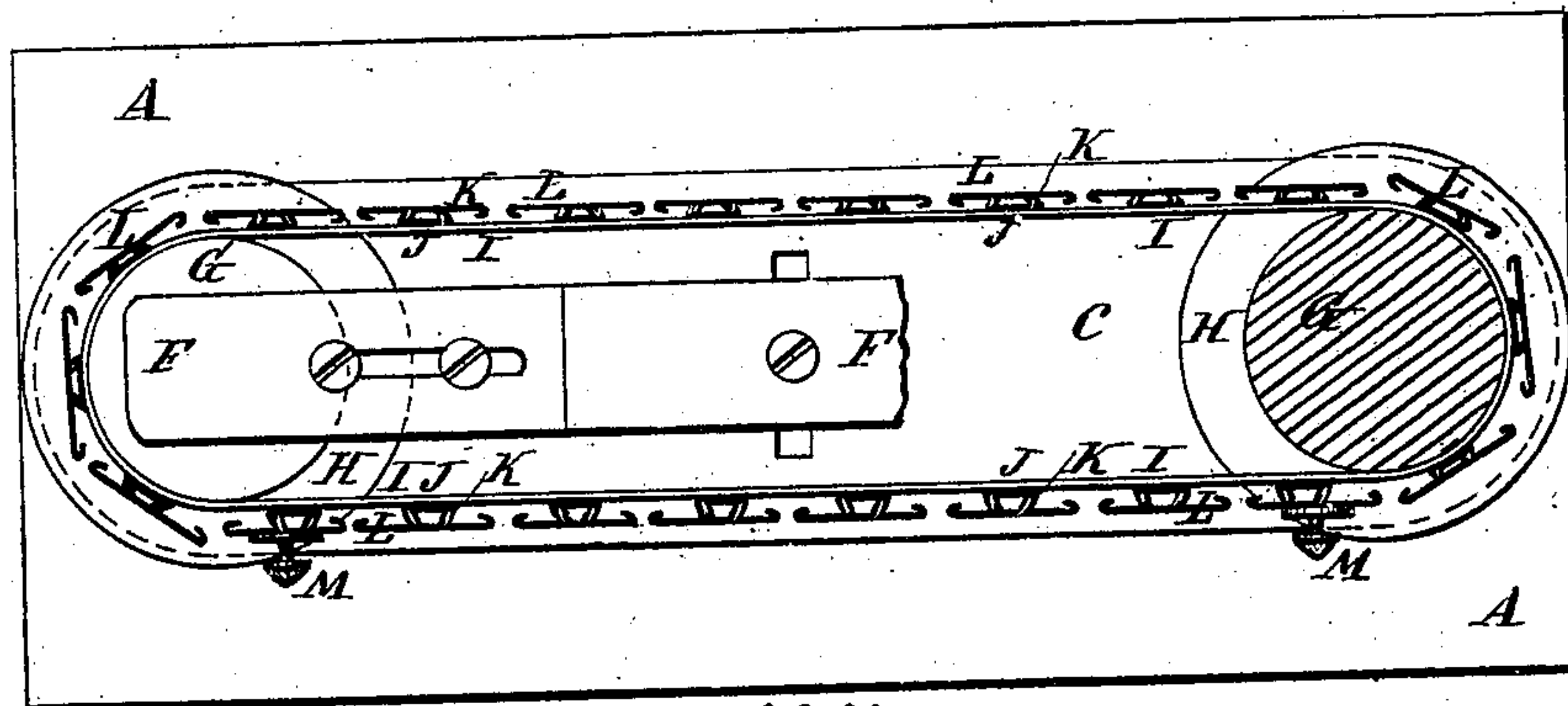
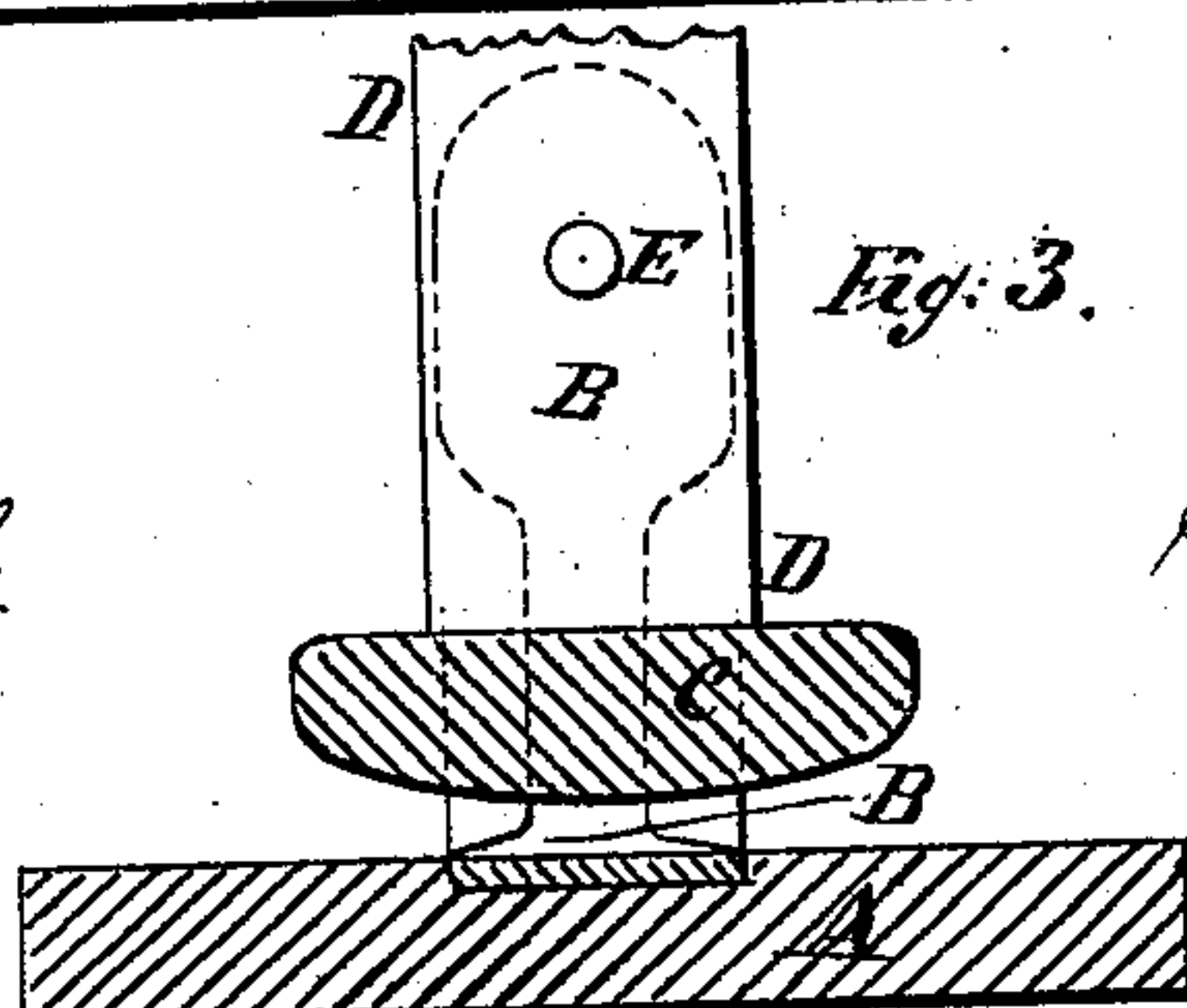


Fig: 3.

WITNESSES:

Achilles Lenehl.
C. Sedgwick



D. H. Albers

BY

ATTORNEYS.

UNITED STATES PATENT OFFICE.

LÜBBE ULFERS ALBERS, OF KEOKUK JUNCTION, ILLINOIS.

IMPROVEMENT IN REVOLVING INDEXES.

Specification forming part of Letters Patent No. **209,206**, dated October 22, 1878; application filed July 12, 1878.

To all whom it may concern:

Be it known that I, LÜBBE ULFERS ALBERS, of Keokuk Junction, in the county of Adams and State of Illinois, have invented a new and useful Improvement in Revolving Indexes, of which the following is a specification:

Figure 1 is a front view of my improved revolving index, part being broken away to show the construction. Fig. 2 is a top view of the same, part being broken away to show the construction. Fig. 3 is a detail section taken through the line *x x*, Fig. 1.

Similar letters of reference indicate corresponding parts.

The object of this invention is to furnish an improved index for book-keepers and others requiring the use of an index in their business, which shall be simple in construction and convenient in use.

The invention will first be described in connection with the drawing, and then pointed out in the claim.

A is the base of the machine, to the center of which is attached the lower end of a standard, B. The standard B passes through a cross-slot in the center of the bottom bar, C, and into a slot in the lower part of the post D, and the said post is pivoted to it by a pin or bolt, E. The lower end of the post D is rigidly attached to the center of the bottom bar, C, and to its upper end is attached the center of the top bar, F. To and between the ends of the bottom and top bars, C F, are pivoted the ends of two drums, G. To the lower ends of the drums G are attached, or upon them are formed, flanges H, for the lower edge of the endless belt I to rest upon. The endless belt I passes around the drums G, and to it are attached a number of strips, J, of sheet metal, the edges of which are bent outward to form slides to receive the bent edges of the strips K of sheet metal, attached to the index-plates L, to hold the said index-plates L securely in place, and at the same time allow them to be readily detached when desired.

Other devices may be used, if desired, for securing the index-plates L to the endless belt I.

The index-plates L may be made of metal, in which case they should be covered with paper, slate, or other material that may be written upon; or they may be made of slate, paper, or other material that may be written upon.

The top bar, F, may be made in three parts, halved to each other, and slotted to receive the screws or bolts by which they are secured together, so that they may be adjusted to tighten or slacken the endless belt I, as required. To the lower parts of some of the plates L are attached knobs M, for convenience in turning the index to bring any desired plate L into view.

If desired, a single large drum may be used to receive the index-plates L, in which case the endless belt I may be used or not, as may be desired.

To the end parts of the base A are attached blocks N, of rubber or other suitable material, for the end parts of the bottom bar, C, to rest upon, to prevent the device from tilting longitudinally, the standard B allowing it to be inclined forward or backward, as may be desired.

The index-plates L may have the letters of the alphabet in their regular order printed or otherwise formed upon their upper ends, or may be provided with other guide-marks, as may be desired.

To one of the drums G there may be attached a set of bevel-gearing, by which it can be made to revolve, carrying with it the endless belt.

Having thus described my invention, I claim as new and desire to secure by Letters Patent—

The combination of the standard B with the pivoted frame C D F, mounted thereon, the drums G, endless belt I, and the index-plates L, substantially as and for the purpose specified.

LÜBBE ULFERS ALBERS.

Witnesses:

CORNELIUS HENNICK,
WILLIAM HANNA.