

O. V. FLORA.
Stirrups.

No. 209,117.

Patented Oct. 22, 1878.

Fig - 1.

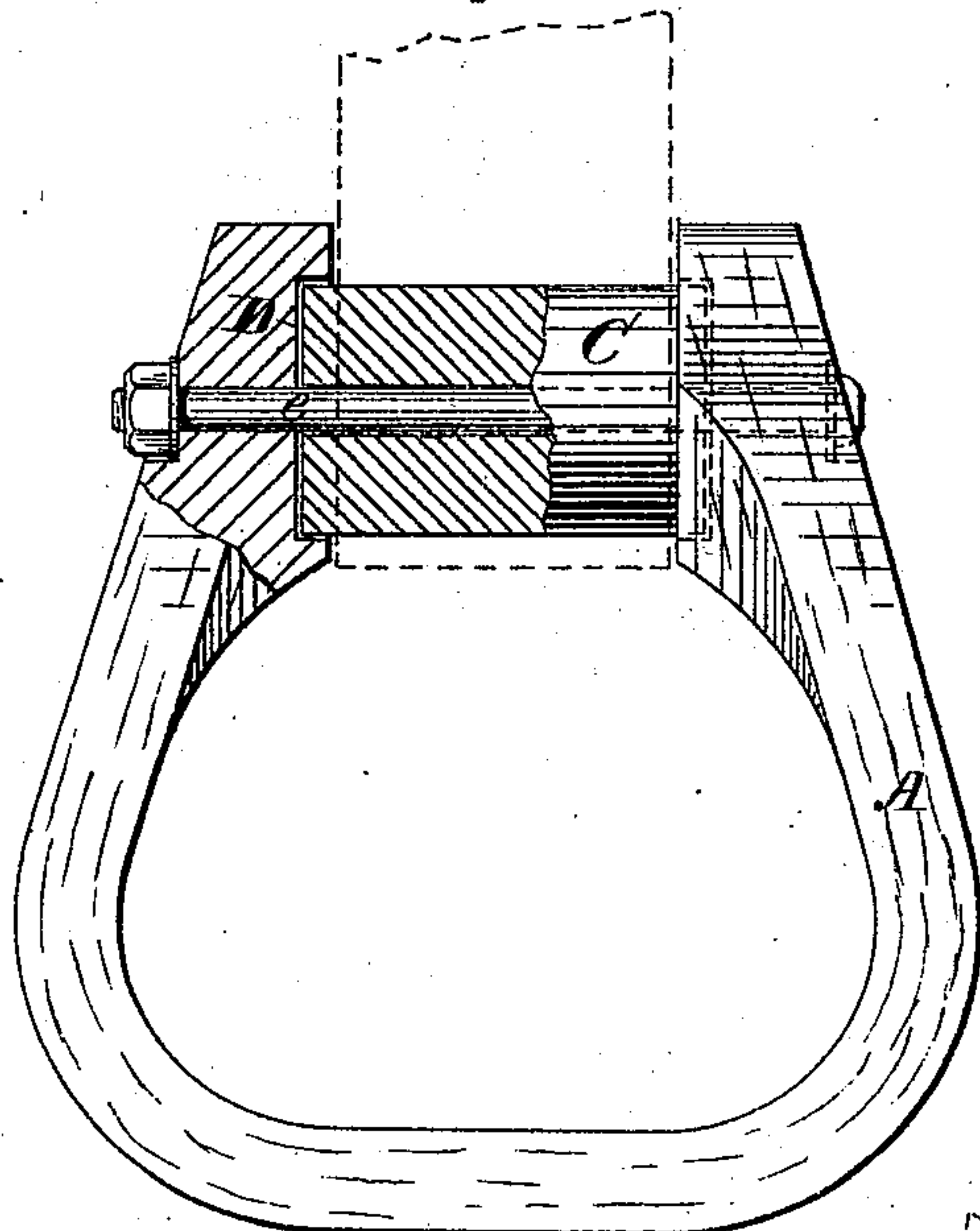


Fig - 2.

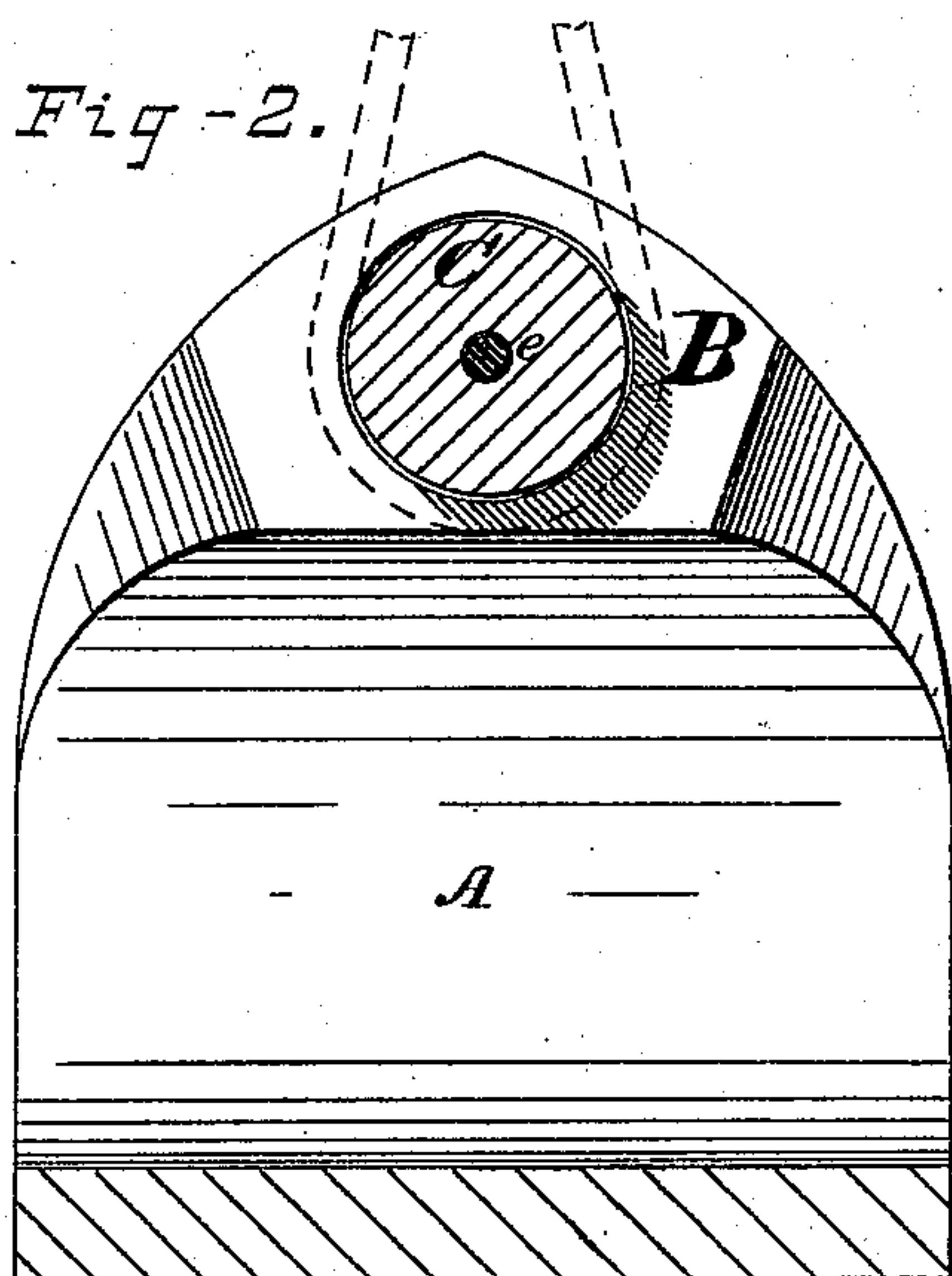
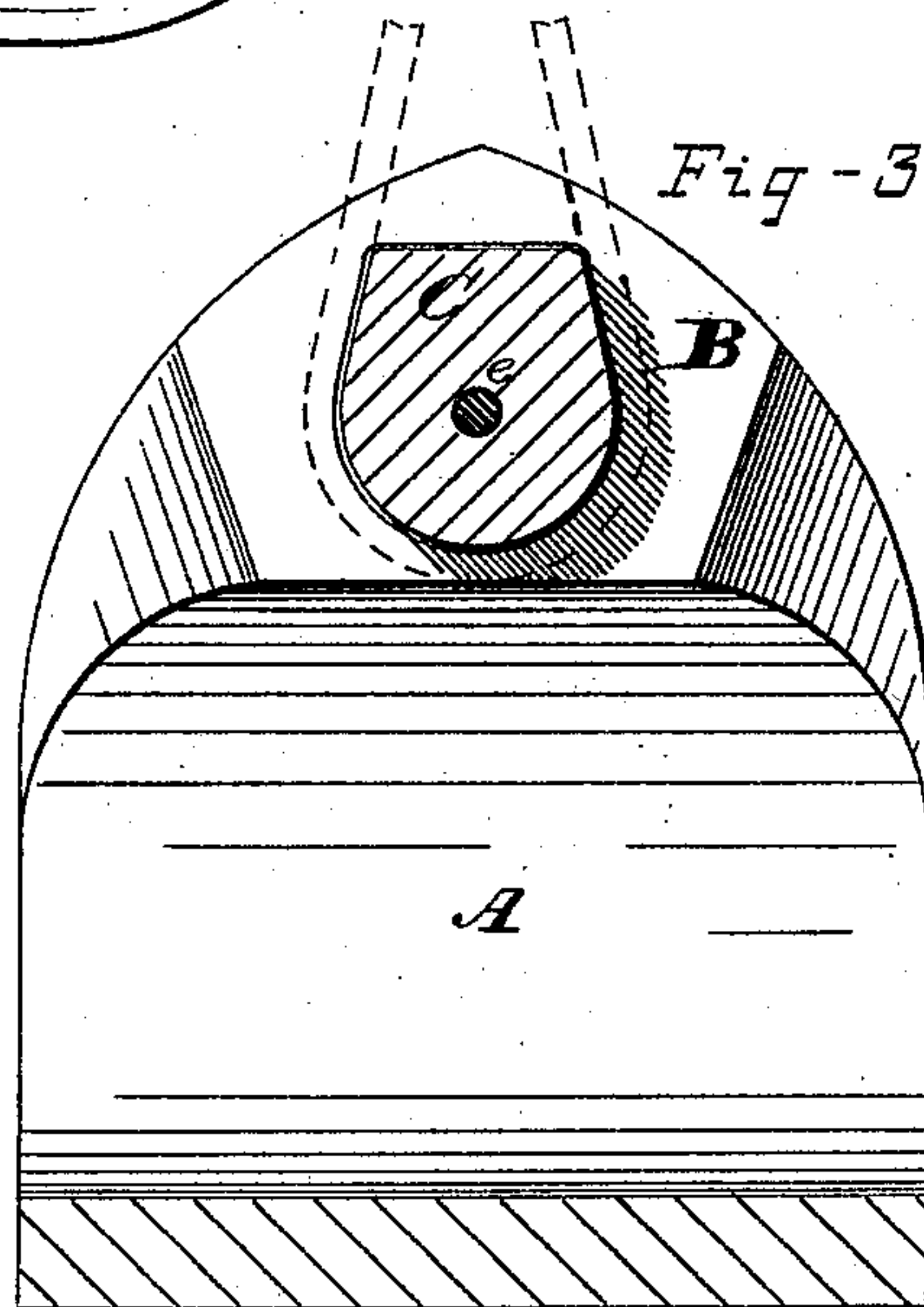


Fig - 3.



ATTEST,

L. L. Zuck.

E. O. Flora

INVENTOR,

Orlando V Flora

UNITED STATES PATENT OFFICE

ID

ORLANDO V. FLORA, OF MADISON, INDIANA.

IMPROVEMENT IN STIRRUPS.

Specification forming part of Letters Patent No. **209,117**, dated October 22, 1878; application filed September 28, 1878.

To all whom it may concern:

Be it known that I, ORLANDO V. FLORA, of the city of Madison, in the county of Jefferson and State of Indiana, have invented certain Improvements in Stirrups, of which the following is a specification:

This invention relates to that class of stirrups made of wood, steamed and bent into the proper form, and known to the trade as the "Texas stirrup."

The common method of making this wooden stirrup is to bend the wood into the proper shape, place a block of the necessary form between the jaws, and secure them together by nails and a bolt, which passes through all. The stirrup-strap passes around the aforesaid block.

In stirrups of this construction the strain of the rider's weight is entirely upon the bolts and nails, said strain making the use of such stirrups decidedly unsafe to the rider.

The principal object of my invention is to secure greater strength to the parts above described without the use of nails, and without adding to the cost of manufacture.

In the drawings, Figure 1 is a side view of my stirrup with part of one jaw and block cut away. Fig. 2 shows the inner face of the jaw, with a section of the block and bolt, also the edge of the stirrup-strap. Fig. 3 shows the same with a different form of block, and may be housed in the face of the jaw, thereby making it rigid.

A, Fig. 1, represents the body of the stirrup, made from a piece of plank of proper size and shape, kerfed on its inner side to allow the proper bend. On the inner faces, and near the extremities of the jaws B B of the stirrup,

two holes of cylindrical form are bored, each about one-fourth of an inch deep, and of suitable diameter to receive the strap-block C. A hole of suitable size to receive the bolt *e* passes entirely through the said jaws in the hole or cavities D D, the block C having a corresponding hole bored longitudinally to admit the passage of the bolt *e* through said block C and jaws B B. By tightening the nut on bolt *e* the parts are all securely drawn together, but not so far as to prevent the rotation of the block C upon the bolt *e*. The stirrup-strap passes around block C, which, being free to turn upon bolt *e*, admits of an easier and better adjustment of the stirrup to the foot of the rider than would be had if the block were stationary, and also less wear to the stirrup-strap.

As all the strain on the block C is upward, the cavities in the jaws B B receive it, leaving but a nominal strain on the bolt *e*.

Having thus described my invention, what I claim as new, and desire to secure by Letters Patent, is—

1. A wooden stirrup-body having holes or cavities in the inner faces of its bent-up extremities to receive and house the extremities of the strap-block C, substantially as and for the purposes set forth.

2. In a wooden stirrup, the strap-block C, made cylindrical and arranged to rotate in the sockets D D on a central bolt, *e*, substantially as set forth.

ORLANDO V. FLORA.

Witnesses:

LELIA L. ZUCK,
E. E. FLORA.