

M. T. BOULT.
Broom.

No. 209,017.

Patented Oct. 15, 1878.

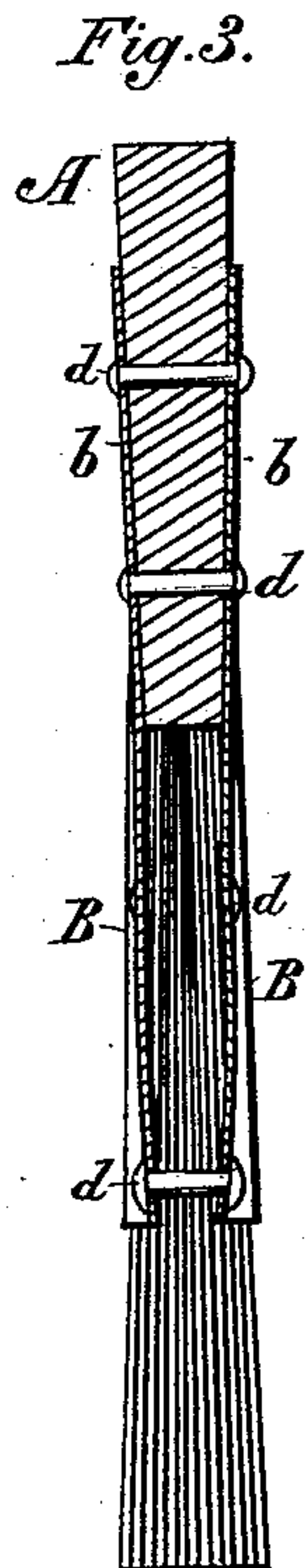
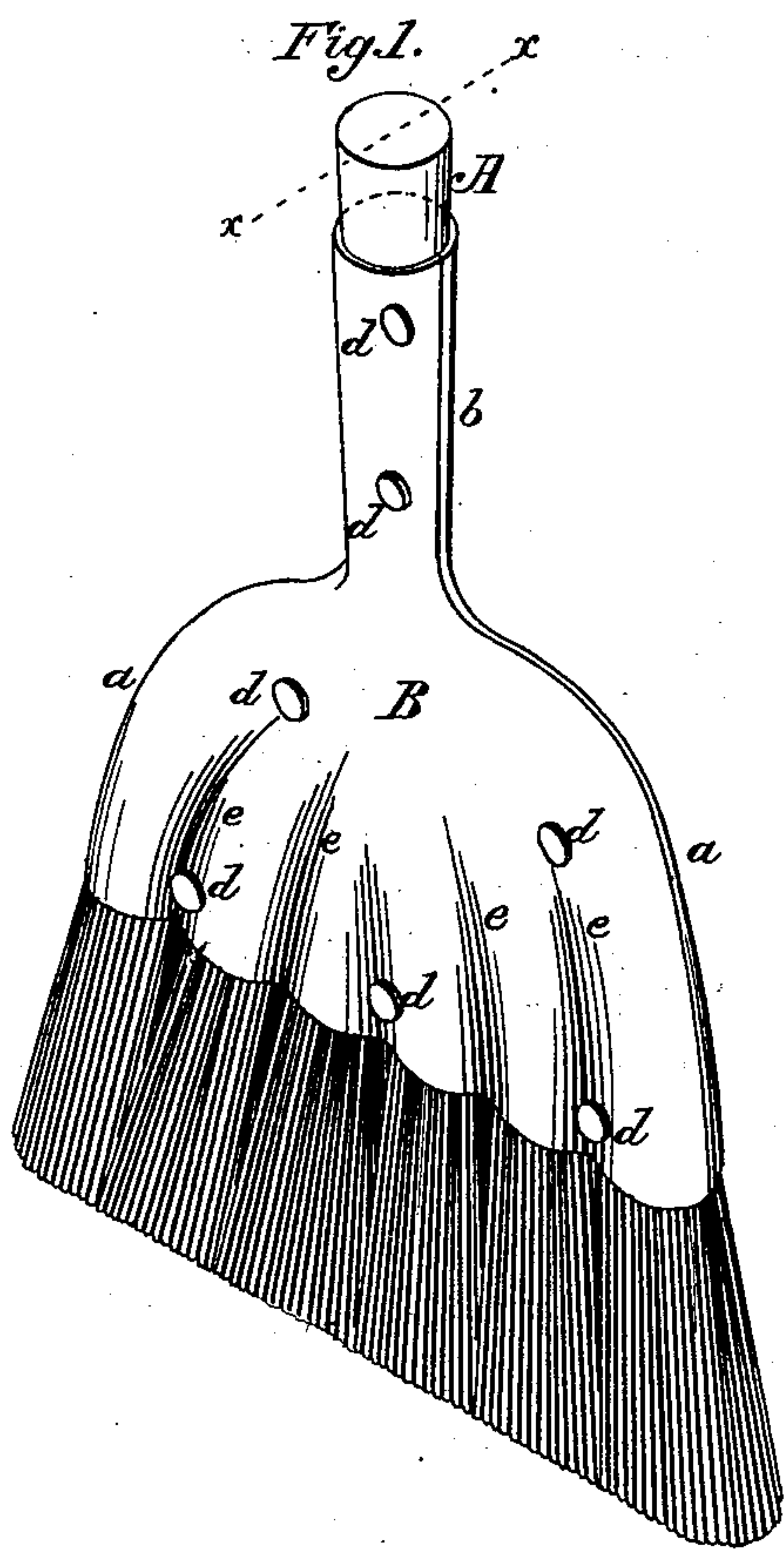
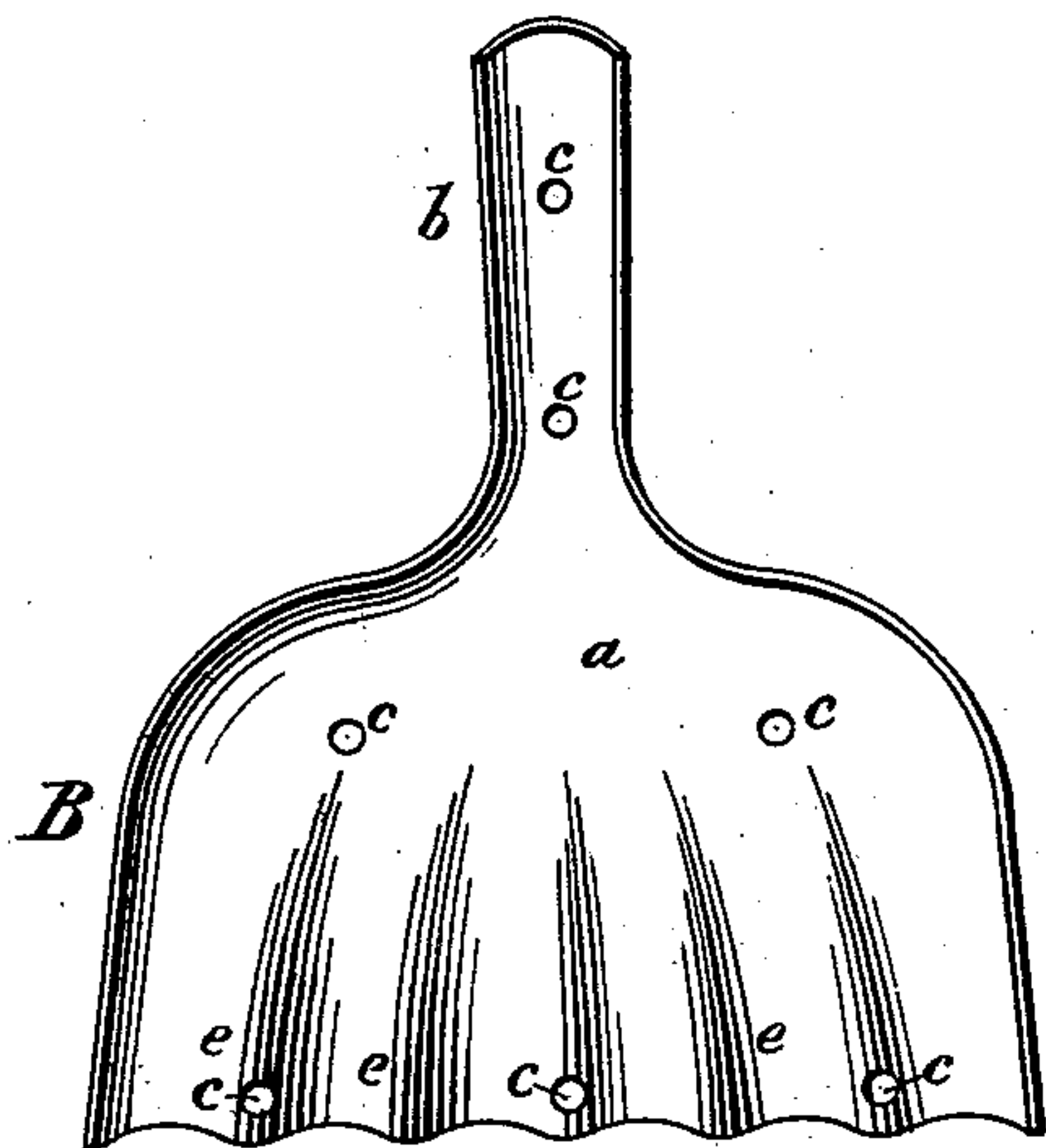


Fig. 2



Attest:
H. H. Schott.
Fred E. Tasker.

Inventor:
M. T. Boulb

UNITED STATES PATENT OFFICE.

MYRON T. BOULT, OF BATTLE CREEK, MICHIGAN.

IMPROVEMENT IN BROOMS.

Specification forming part of Letters Patent No. **209,017**, dated October 15, 1878; application filed March 11, 1878.

To all whom it may concern:

Be it known that I, MYRON T. BOULT, of Battle Creek, in the county of Calhoun and State of Michigan, have invented certain new and useful Improvements in Making Brooms; and I do hereby declare that the following is a full, clear, and exact description thereof, which will enable others skilled in the art to which it appertains to make and use the same, reference being had to the accompanying drawing, and to the letters of reference marked thereon, which form a part of this specification.

The object of this invention is to furnish a reliable means of constructing brooms that shall not only save much time, but produce a good article at a cheaper rate than it can be produced by the ordinary method of tying and sewing the brush material to the handle; and the invention consists in making the broom by forming two peculiarly-shaped clamps, between which the material forming the brush is placed, as well as forming a socket for one end of the handle, the clamps being then secured to each other and to the handle by rivets or other suitable means, as will be hereinafter fully set forth, and then specifically pointed out in the claims.

Figure 1 shows a broom complete. Fig. 2 represents one of the clamps, and Fig. 3 is a section on the line *xx* of Fig. 1.

A represents the broom-handle, constructed in the usual manner, and B B the clamps. These clamps are formed by cutting blanks from a sheet of metal to the desired shape, of suitable thickness, and then shaping them in the dies of a drop-press, these dies being so constructed as to give to the blank that corrugated form in the part *a* necessary to hold the brush material, and also to shape the semi-cylindrical part *b*, which embraces the end of the handle at a single operation. Holes *c c*, for the reception of the rivets *d*, are then punched through the clamps at the bottom of the corrugations *e*, or it may be done at the same time the clamps are formed by inserting suitable punches in the forming-dies of the drop-press.

When the several parts of the broom are to be united one of the clamps is placed in a suitable metallic form with its concave surfaces upward, the rivets *d* or other suitable holding devices being first put through the holes *c*. The handle A is then put in place, one or more rivets passing through it, after which the brush (the material for which has been previously arranged in a proper manner) is placed upon the lower clamp. The upper clamp is then placed over it and pressed down until the ends of the rivets project through it, when they are headed down, and the broom is finished.

It will be seen that the corrugation of the clamps and the rivets perform the duty of spreading and holding the material in shape ordinarily performed by the sewing with twine or wire, while the rivets through the semi-cylindrical portion *b* secure the whole firmly to the handle. If desired, the sheets from which the blanks are cut may be made thicker in that portion forming the handle-clasp, and thus give additional strength to that part of the clamp. It will be evident that hooks, nails, or screws may be used in place of the rivets *d* without materially departing from the spirit of my invention.

Having thus described my invention, I claim as new, and desire to secure by Letters Patent of the United States, the following:

The corrugated clamps B B, constructed substantially as described, and provided with a suitable socket-extension, and attached together, for holding the brush or broom, by rivets or other suitable means, as and for the purpose specified.

In testimony that I claim the foregoing as my own I hereunto affix my signature in presence of two witnesses.

MYRON T. BOULT.

Witnesses:

CHAS. H. LUNGREN,
JACOB SMITH.