

C. REBHUN.
Window-Frame.

No. 208,926.

Patented Oct. 15, 1878.

Fig. 1.

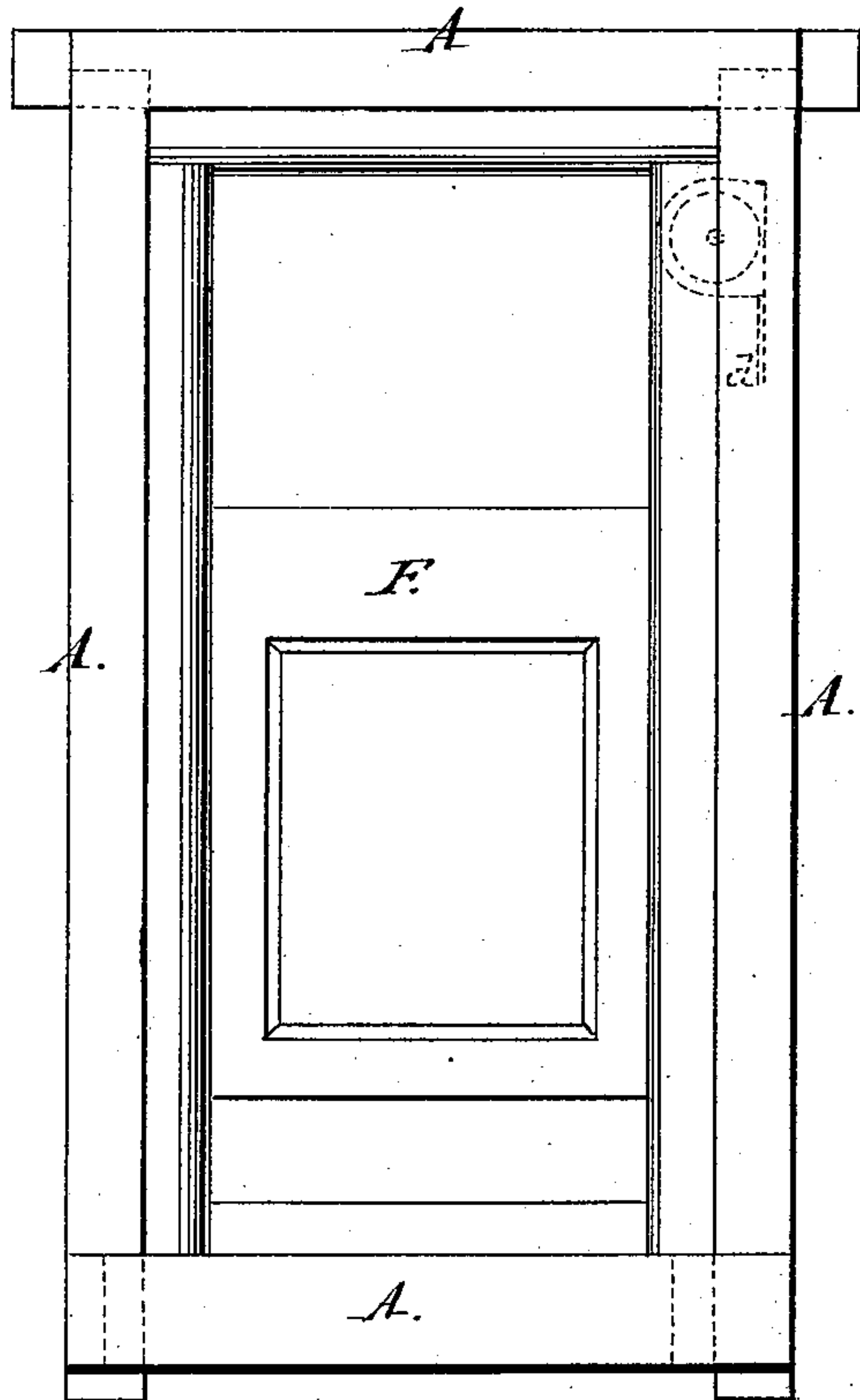


Fig. 2.

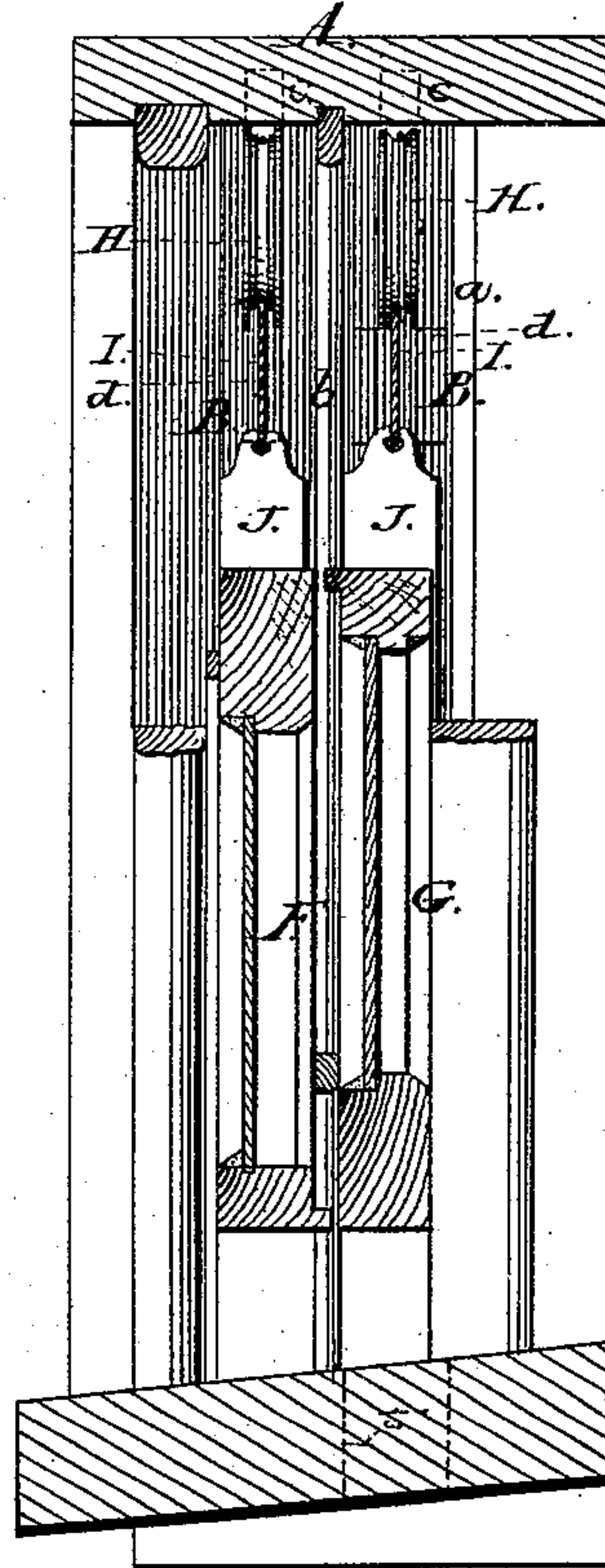
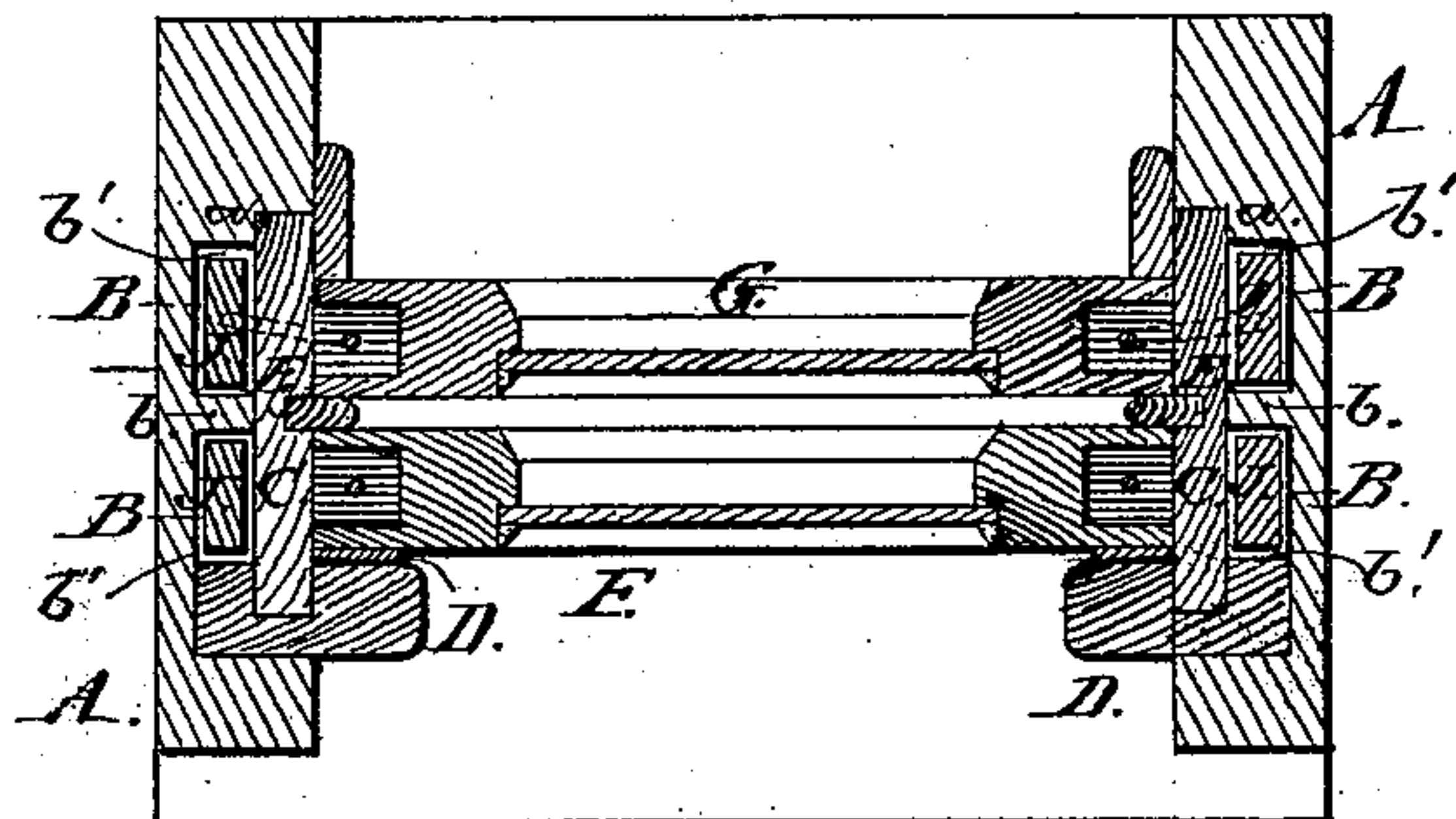


Fig. 3.



Witnesses:

William Wilson
Henry Tolson

Inventor:

Charles Rebhun
per Edw. W. Dowd
Attorney.

UNITED STATES PATENT OFFICE.

CHARLES REBHUN, OF BUTLER, PENNSYLVANIA.

IMPROVEMENT IN WINDOW-FRAMES.

Specification forming part of Letters Patent No. **208,926**, dated October 15, 1878; application filed September 2, 1878.

To all whom it may concern:

Be it known that I, CHAS. REBHUN, of the borough of Butler and State of Pennsylvania, have invented a new and Improved Sash-Balance and Window-Frame to suit same, of which I believe the following to be a correct specification:

My invention is an improvement in sash-balances; and has for its object to provide an arrangement, with weights, lines, and pulleys, that may be applied to windows constructed with solid frames to save materials and labor, and prevent weakening the brick-work consequent upon the use of ordinary box-frames.

It consists in providing a space in either frame-jamb, worked from the inside, sufficient to allow of a free movement of flat weights attached to cords which pass over pulleys and support the window-sash, said spaces being inclosed by means substantially as hereinafter set forth.

In my drawings, Figure 1 is a front elevation of window as seen from the outside. Fig. 2 is a vertical transverse section. Fig. 3 is a plan or horizontal section of the same.

Similar reference-letters indicate like parts in all of the figures.

Referring to drawings, A is the frame of a window constructed in a general way as solid frames are made.

In the jambs of the frame are fashioned spaces B, with rabbet-bearings *a*. Projections *b* are left about the middle of these spaces B, to serve as partitions to separate the spaces *b'*, for the weights J, from each other, and afford bearing-surfaces to flat strips C, fitted into a part of the spaces or recesses B. The strips C are formed of a length and depth to fit between the sill and soffit of the window, and against the rabbets and division-strips *b*, with their faces flush with the inside surfaces of the jambs. The width of the strips C is less than the width of the inside of spaces B, to admit the outer window-strips, D, which are grooved, as shown, to receive said strips.

The strips D, which represent the ordinary outside window-strips, being extended and

grooved to receive the tongues of the strips C, serve, together with the strips C, to inclose the space provided for the weights, and furnish an easy means of access to said weights when they are to be placed in or removed from position.

Grooves E are formed in the faces of the strips C, to receive the vertical parting-beads.

The weights used in my frame are rectangular in horizontal section, and flat, with length greater than that of ordinary sash-weights.

Openings F are provided in the window-sills for the free passage of the weights should it be necessary to use them of extra length, in order to have the sash raised to the soffit of the window-frame. Ordinary cords or lines I, attached to the weights, pass over pulleys H. These pulleys are secured to the window-frame, against the walls which form the outside of the frame, or rather against the surfaces which form the inside surface of the recesses provided for the weights J. The boxes into which the pulley-axles bear when said pulleys are in position project inward toward the sash, and in order to have the said sash pass freely over the pulleys when raised to their greatest height I groove their vertical edges until said grooves reach the point where the cords are secured.

I am aware of the patent of Hare, No. 148,117, in which boxes for ordinary weights are formed by cutting the jambs of the frame entirely through, and planting flat strips, not flush, on the outside, and similar ones on the inside of said frame, with divisions uniting said strips, and to such I make no claim.

Having thus described my invention, what I claim as new, and desire to secure by Letters Patent, is—

The solid frame A, provided with spaces *b'* for weights J J, in combination with strips C and D, all constructed and arranged as described, for the purpose set forth.

CHAS. REBHUN.

Witnesses:

JAMES F. BRITAIN,
JOSEPH BRITAIN, Jr.