

G. W. MCGILL.
Metallic Paper-Fastener.

No. 208,836.

Patented Oct. 8, 1878.

fig. 1.

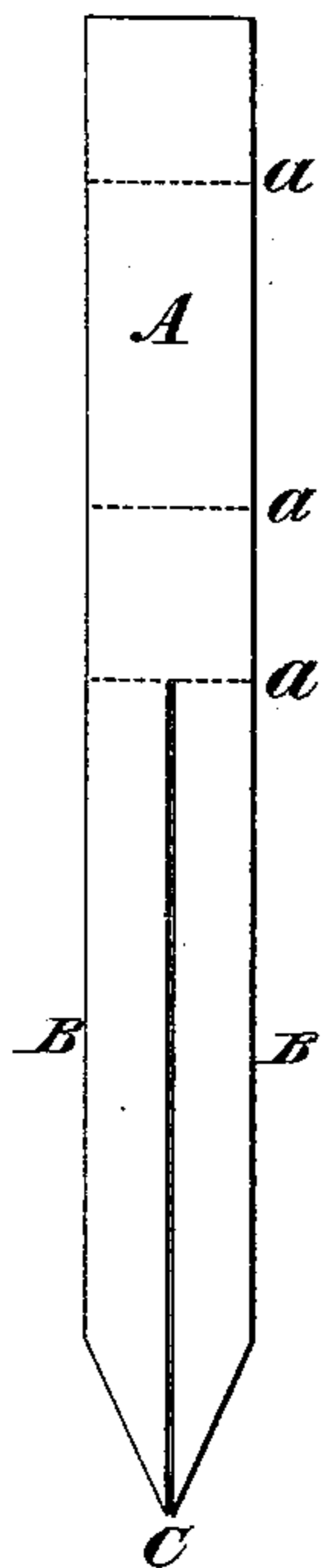


fig. 2.

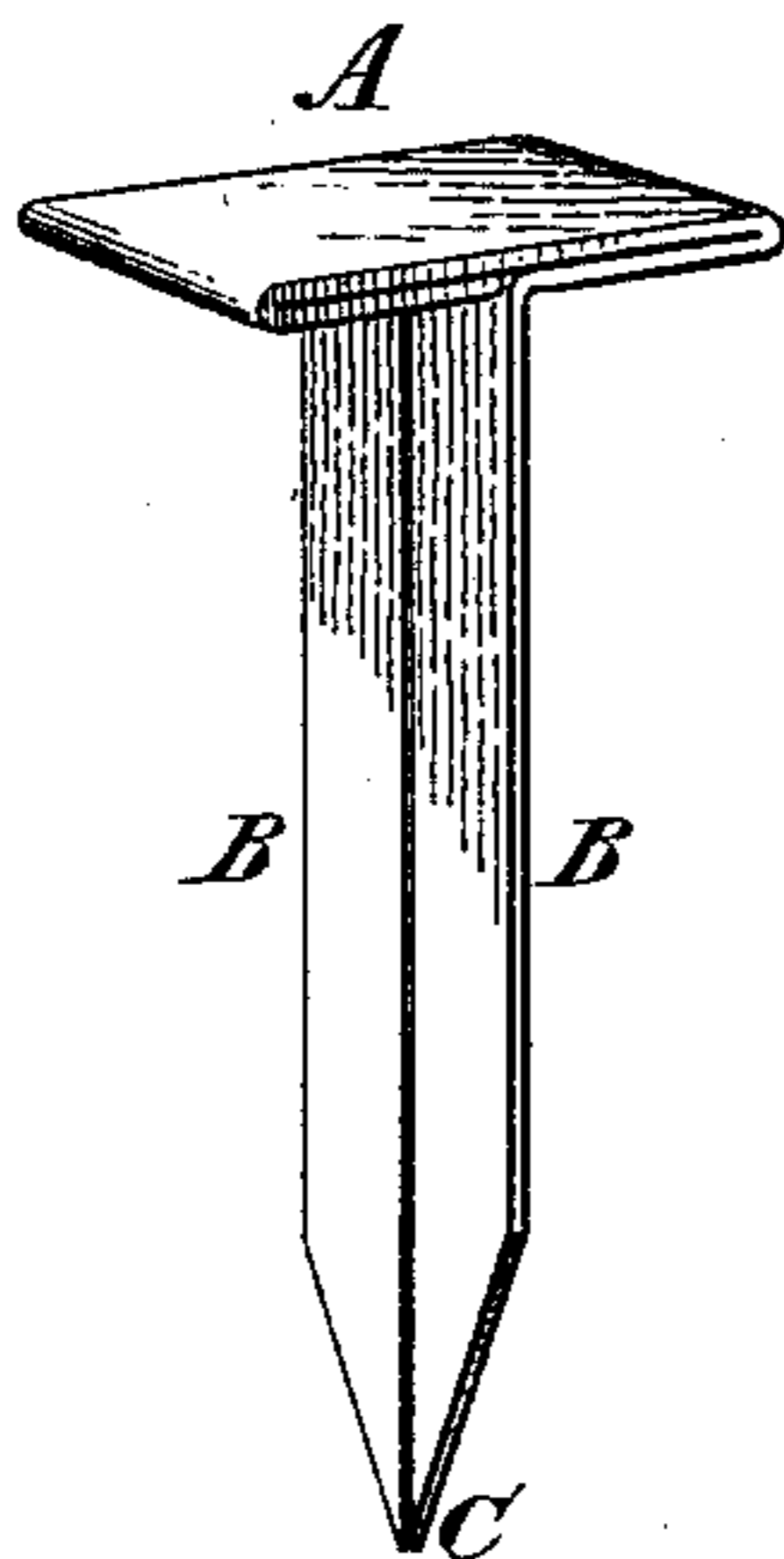


fig. 4.

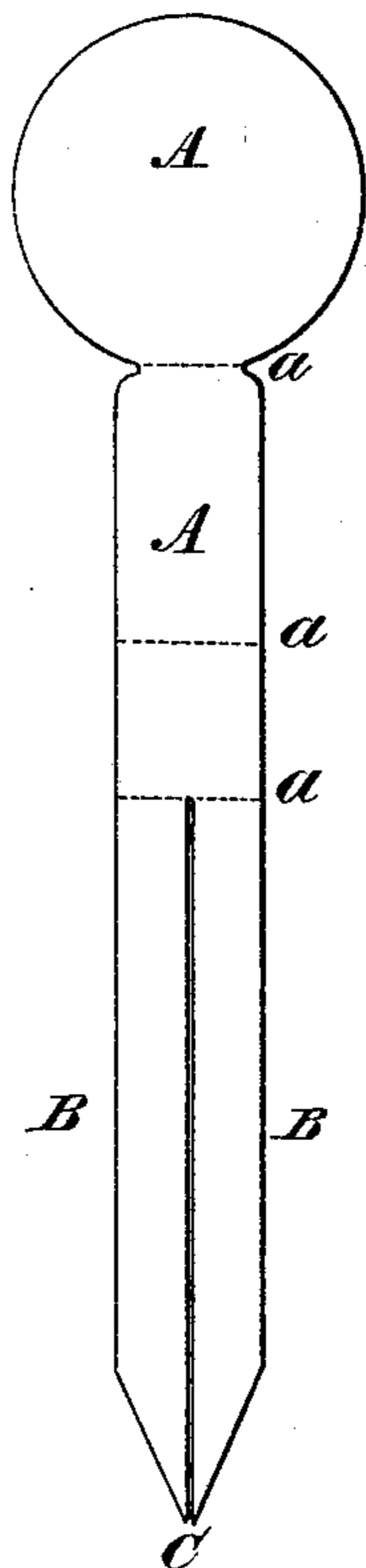


fig. 5.

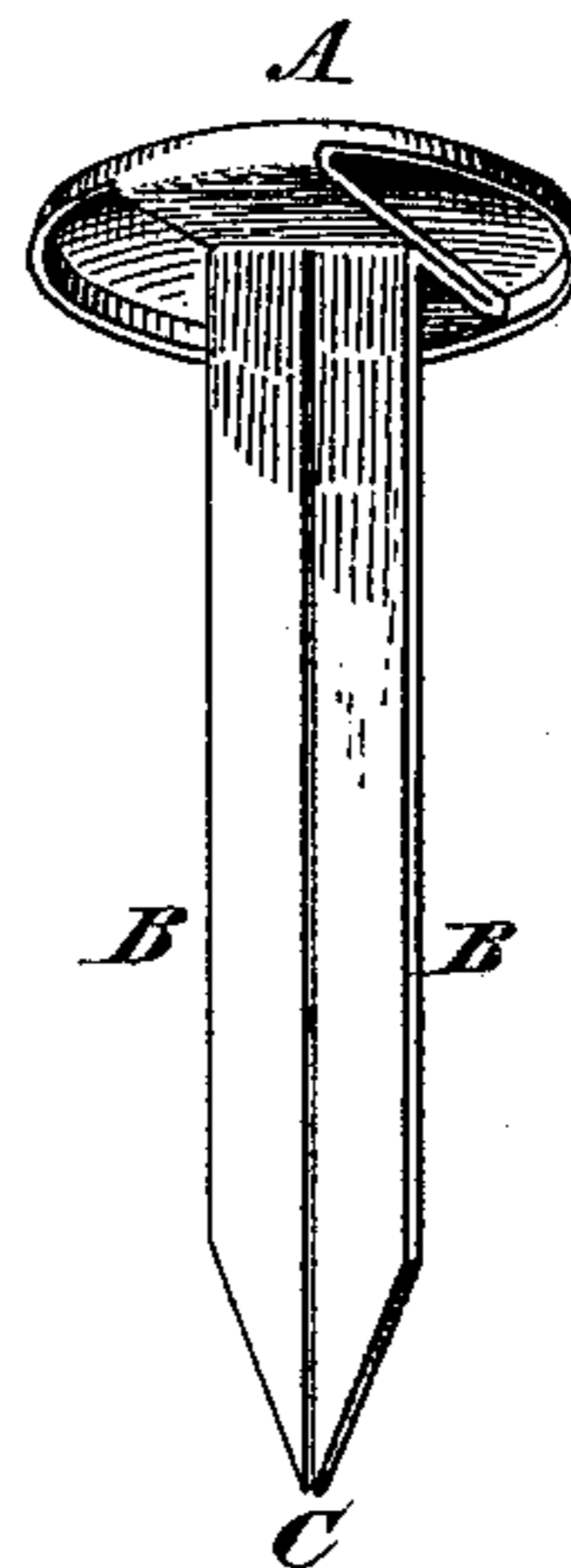


fig. 6.

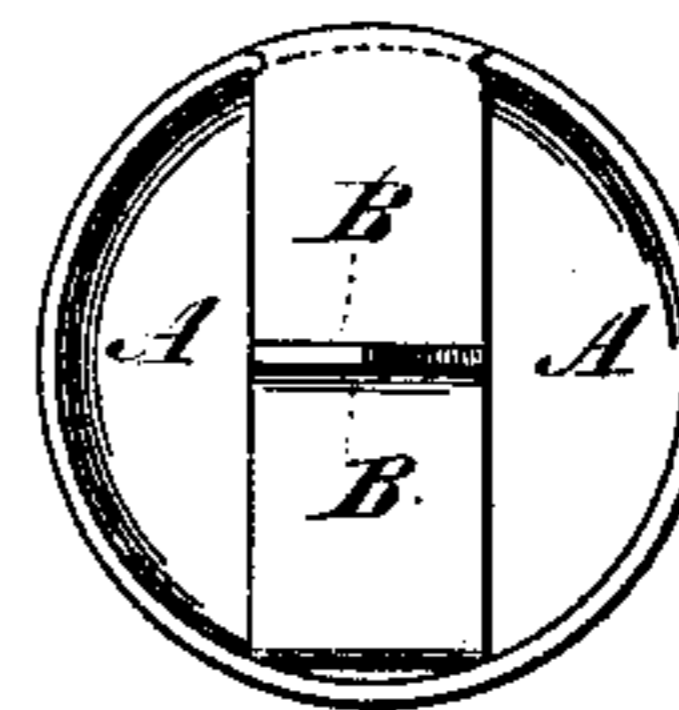
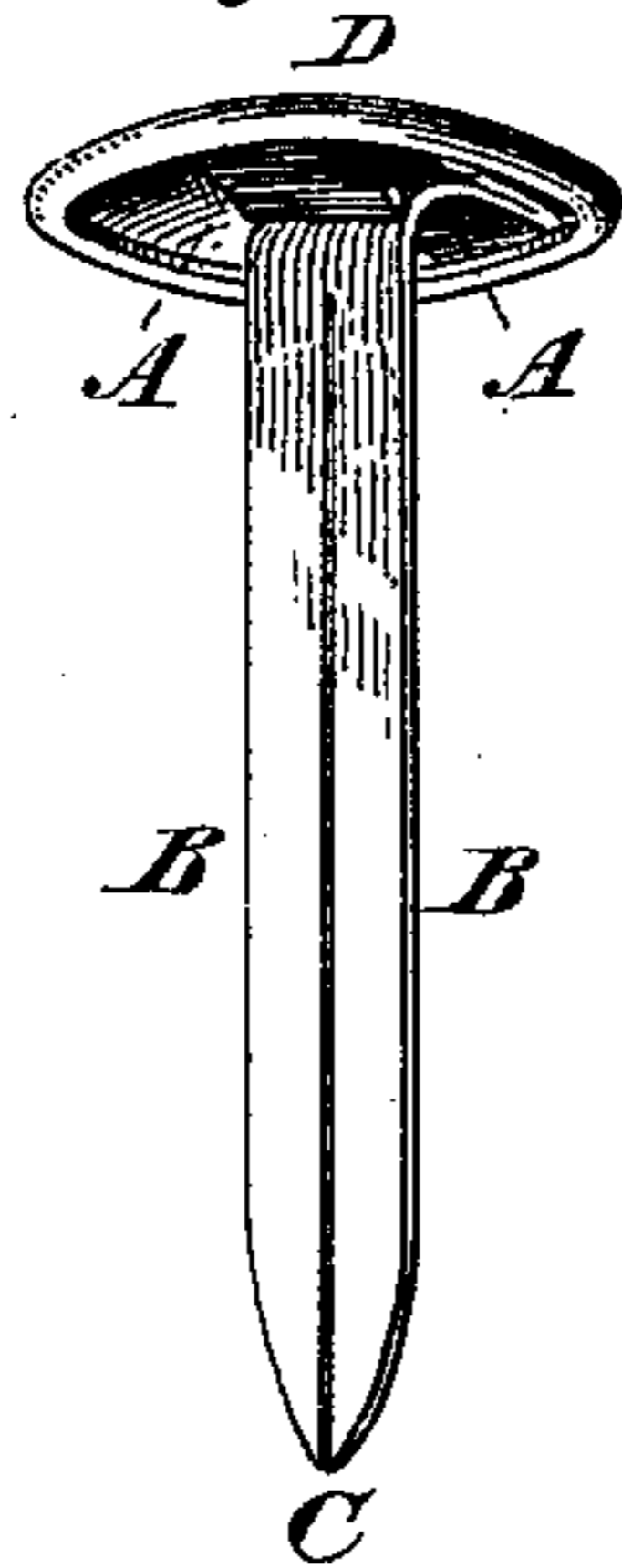


fig. 3.



WITNESSES:

Gustave Dietrich
John H. McMillan

INVENTOR:

George W. McGill

UNITED STATES PATENT OFFICE.

GEORGE W. MCGILL, OF NEW YORK, N. Y.

IMPROVEMENT IN METALLIC PAPER-FASTENERS.

Specification forming part of Letters Patent No. **208,836**, dated October 8, 1878; application filed September 20, 1877.

To all whom it may concern:

Be it known that I, GEORGE W. MCGILL, of the city and county of New York, in the State of New York, have invented a new and useful Improvement in Metallic Fasteners; and I do hereby declare the following to be a full and exact description thereof, reference being had to the accompanying drawing, making part of this specification, and to the figures and letters of reference marked thereon, in which similar letters of reference indicate corresponding parts.

My invention relates to that class of metallic fasteners known to the trade as "McGill's Paper-Fasteners," wherein the fastener being in a T shape its shanks make only a single hole in the papers or other articles it is designed to connect, the two shanks opening from each other after passing through the papers and confining said papers between said shanks and the head of the fastener.

My invention which I now seek to patent consists of a T-shaped fastener, having its shank split vertically from its point to its folded head, to form two prongs arranged edgewise, to operate in the manner hereinafter described.

In the drawing, Figure 1 represents the blank from which the fastener is formed. The upper portion of this blank is folded at the points marked *a a a*, so as to form the fastener-head A, as shown in Fig. 2. B B are the prongs of the fastener, which are formed by the vertical split C.

Fig. 2 represents the fastener completed, with its head folded into shape. A is its head and B B its shanks.

Fig. 3 represents a fastener so made, capped with a metallic button-head, D.

Fig. 4 represents a blank, showing the fastener and button-head made in one piece; and Figs. 5 and 6 represent the same bent into form and capped.

In binding papers and other suitable articles with this fastener, its split shank is run through the said articles until its head rests on the surface of one side thereof, when its shanks are bent apart and forced down on the opposite side of the article, so as to clamp the same between them and the fastener-head.

What I claim herein as my invention, and desire to secure by Letters Patent, is—

1. As an improved article of manufacture, a metallic fastener consisting of the pointed prong split vertically through its center to the head A, so as to form the two prongs B B, arranged edgewise to each other, the head A being folded, as herein shown, and at right angles to the prongs B B, the whole being constructed of a single piece of material, and adapted for use substantially as shown and described.

2. A paper-fastener consisting of a head formed from portions *a a a* and a pointed shank portion split vertically through its center, forming fastening-prongs B B, all from a single piece of metal, substantially as shown and described.

GEORGE W. MCGILL.

Witnesses:

GEO. L. CARRINGTON,
JOHN W. MCGILL.