

G. FRANCE.
Truss.

No. 208,805.

Patented Oct. 8, 1878.

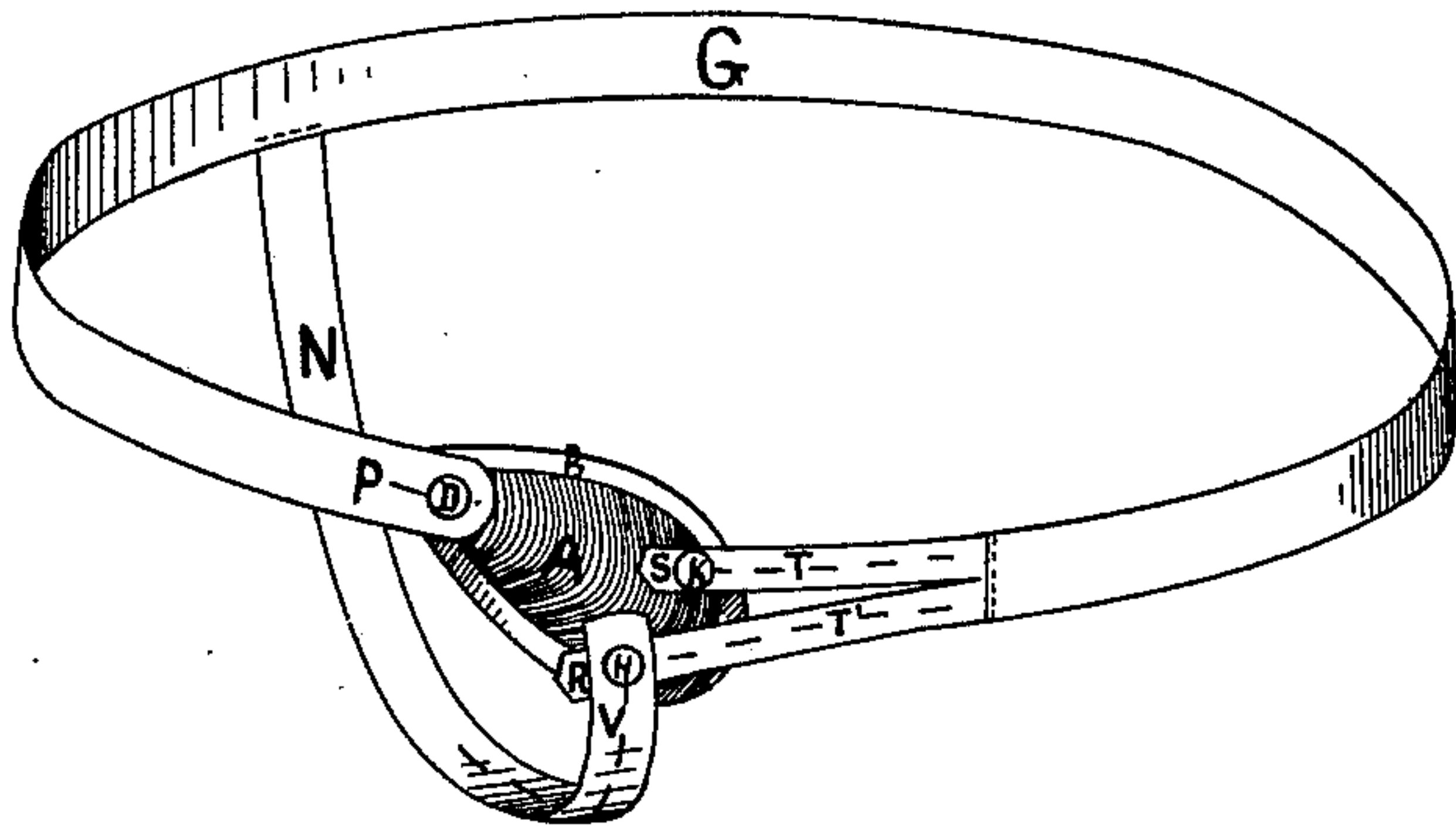


Fig. 1.

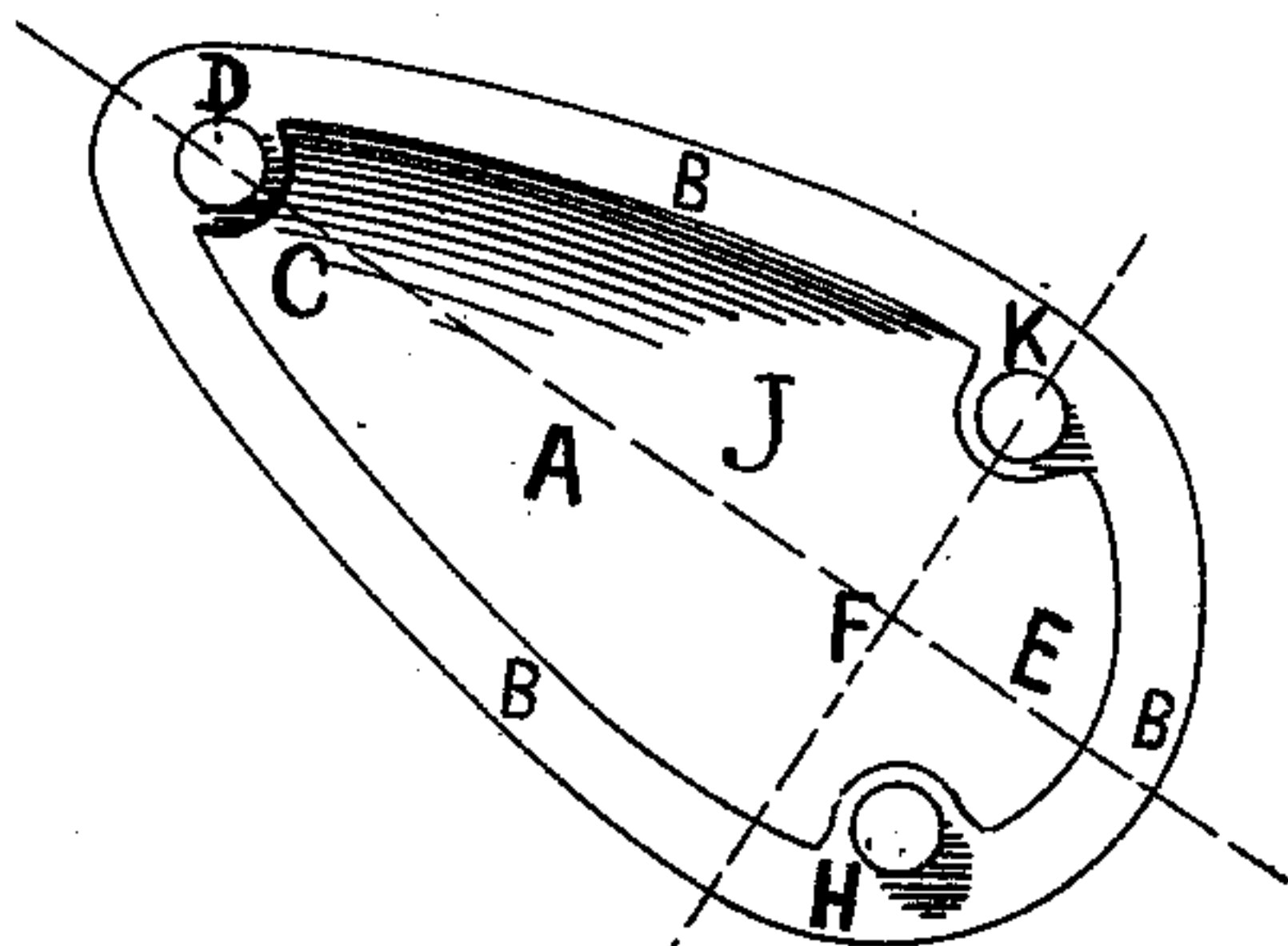


Fig. 2.

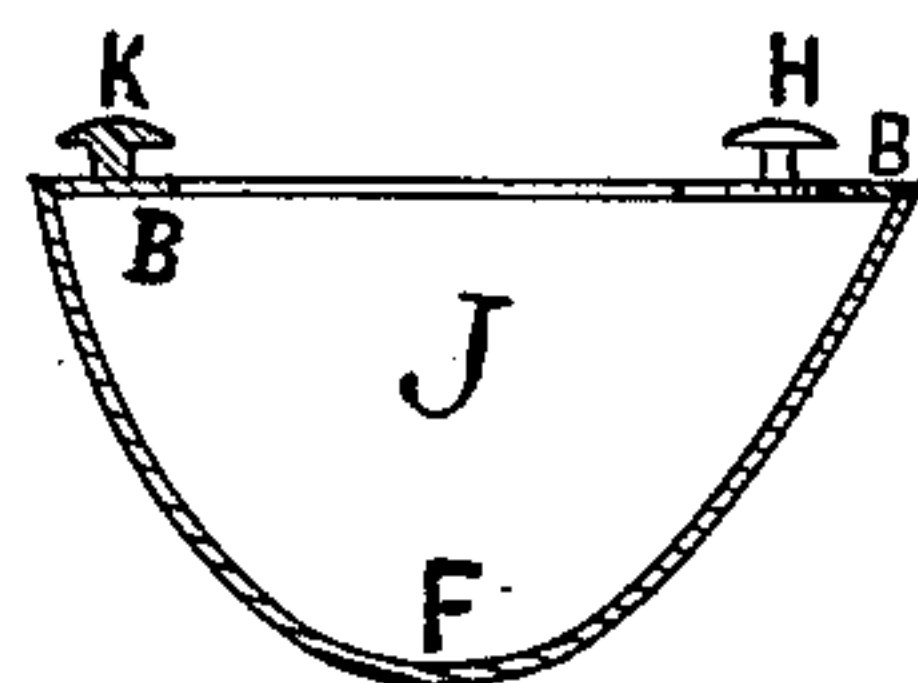


Fig. 4.

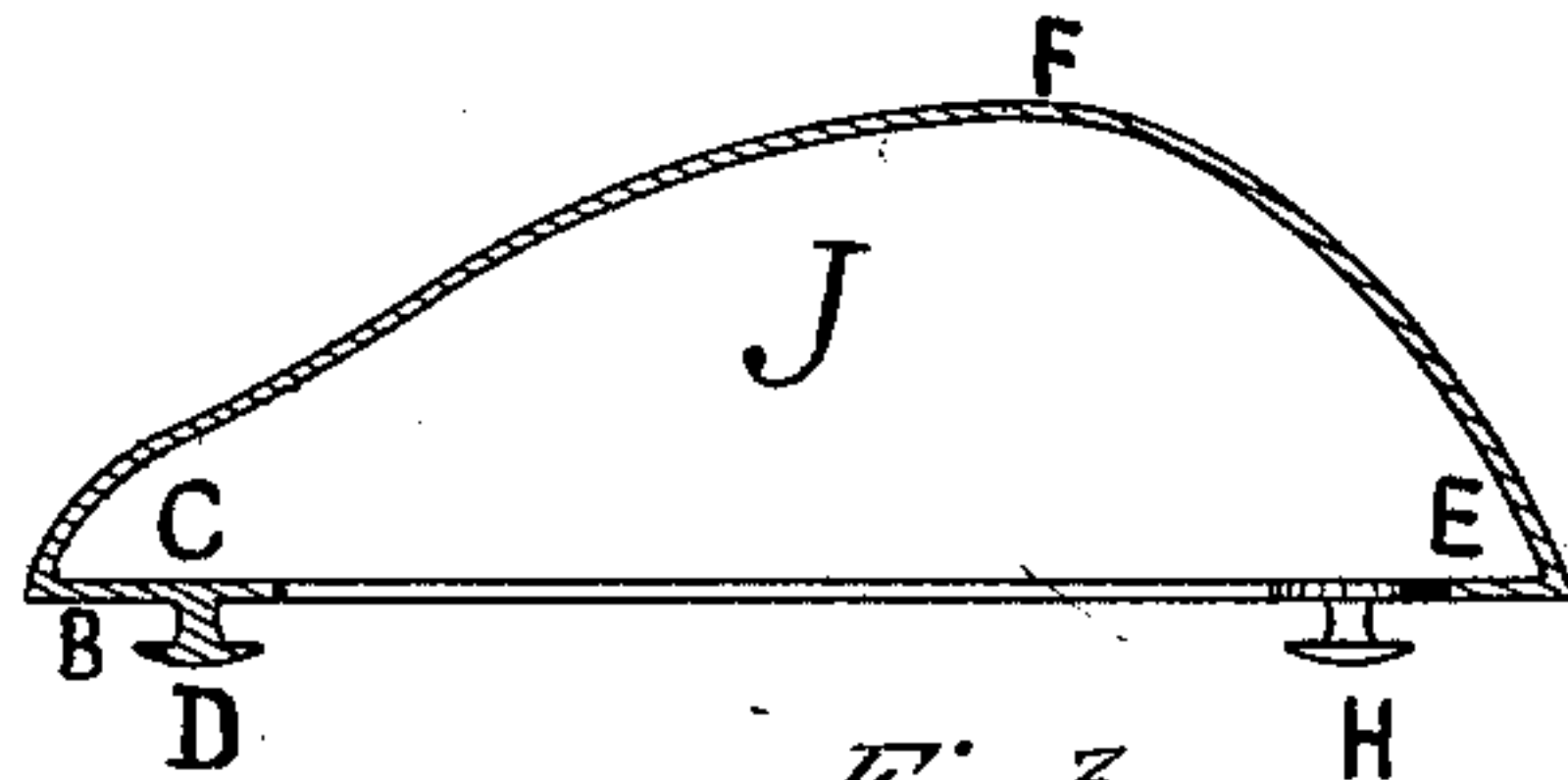


Fig. 3.

Witnesses:

H. S. Talbot

W. R. Marble

Inventor:

George France,

By

Dyrenus Walker
Atty

UNITED STATES PATENT OFFICE.

GEORGE FRANCE, OF BOSTON, MASSACHUSETTS.

IMPROVEMENT IN TRUSSES.

Specification forming part of Letters Patent No. **208,805**, dated October 8, 1878; application filed August 26, 1878.

To all whom it may concern:

Be it known that I, GEORGE FRANCE, of Boston, in the county of Suffolk and State of Massachusetts, have invented certain new and useful Improvements in Trusses, of which the following is a specification:

The nature of this invention consists in a hollow pad made with a flange and three attaching buttons or studs for the holding-straps, as hereinafter more fully described and set forth.

Figure 1 is a perspective of my invention. Fig. 2 is a front elevation of the pad. Fig. 3 is a horizontal section of Fig. 2 at the point indicated by dotted lines. Fig. 4 is a vertical section of Fig. 2 at the point indicated by dotted lines.

A represents a hollow spoon, bowl, or egg shaped shell or pad, of the peculiar form shown in the several views, and having secured to its edge, by soldering or otherwise, an inwardly-projecting flange, B, to which is secured at the outer narrowest end, C, of the pad a stud, D, and at the broad or opposite end, E, two studs, H and K. The top or uppermost one, K, is located a short distance nearer the stud D than the distance between studs D and H, so as to cause the pad or shell A to press or fit into the cavity formed by the junction of the thigh with the lower portion of the abdomen or groin, so called, when the horizontal loin-strap G is secured by a button-hole, or otherwise, at one end, P, to the stud D, as shown in Fig. 1, the other end of this strap G being formed with two ends, R S, which have several holes, T, in each, so as to permit of the adjustment of the said strap G to the size of the body of the wearer by passing the suitable holes T T' over the heads of the studs H K, the loose or free ends R S of the strap G being folded into the hollow or cavity J of the shell-pad A, so as not to show through the pants or garment of the wearer by bunching the same outwardly.

To the rear portion of the strap G, where it passes above the hip, is secured a short strap,

N, its opposite end being provided with holes V, so as to allow it to pass beneath the hip, and up around the lower and inward portion of the thigh in front to the stud H, where it is secured by the holes V, as desired.

By means of the peculiar formation of the pad A and the transversal position of the fastening-points H and K, the pad or cushion is held in the exact position to permit the convex point, end, or surface F of the pad or cushion to fit the hernia perfectly at all times. No matter what position the body or limbs may assume, it rests securely in place with the least possible pressure. The straps being non-elastic and attached to the outer edge or perimeter of the pad or cushion causes it to bury itself or sink into the fleshy part of the bowels at the slightest exertion tending to increase the diameter of the body at that portion of the abdomen surrounded by the strap G, thus preventing the slightest escape of the intestines from the hernia; and when the body is in a natural or usual position, the straps are allowed to remain comparatively loose and easy, so as not to compress the body of the wearer at the point of usual contact, thus avoiding the great objections and annoyance as heretofore experienced by wearing trusses.

I am aware that hollow pads have been heretofore employed, and that three points of attachment have been used; therefore I disclaim such inventions, and limit my invention to the precise construction shown and described.

Having thus described my invention, what I claim is—

The improved truss-pad as constructed with an open back, and provided with three studs, D, H, and K, arranged upon its flanged perimeter, as described, to connect with the belt G and strap N, substantially as shown, as and for the purposes set forth.

GEORGE FRANCE.

Witnesses:

SYLVENUS WALKER,
W. R. MARBLE.