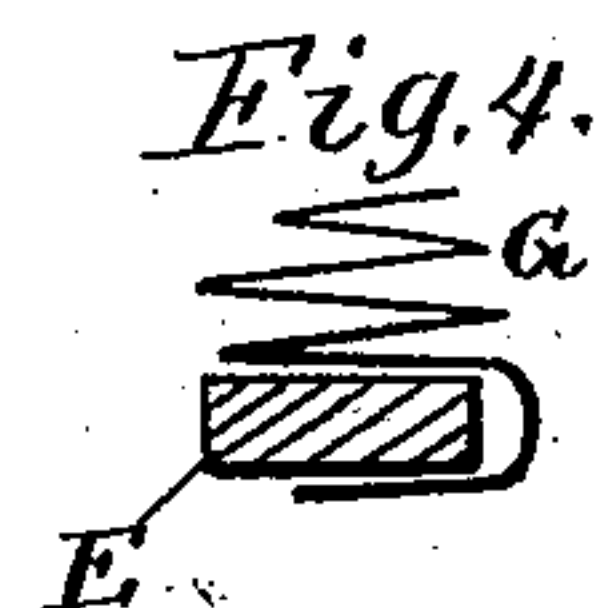
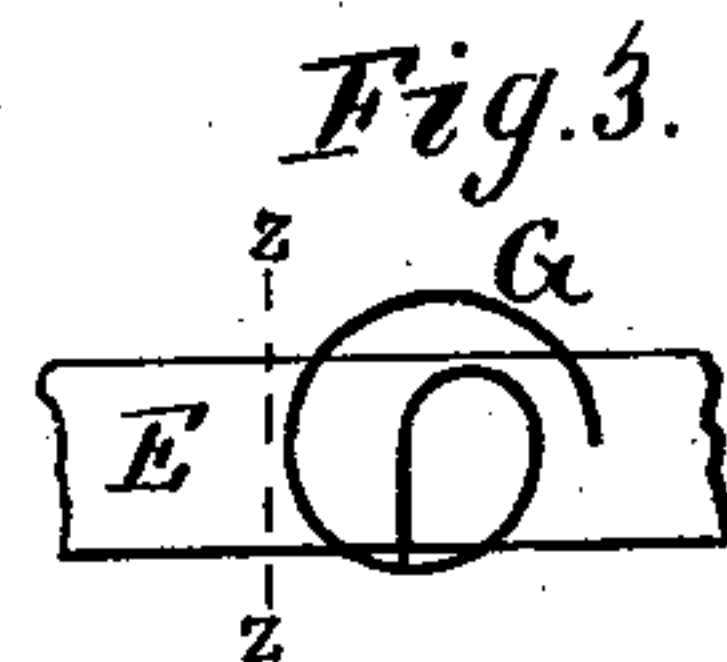
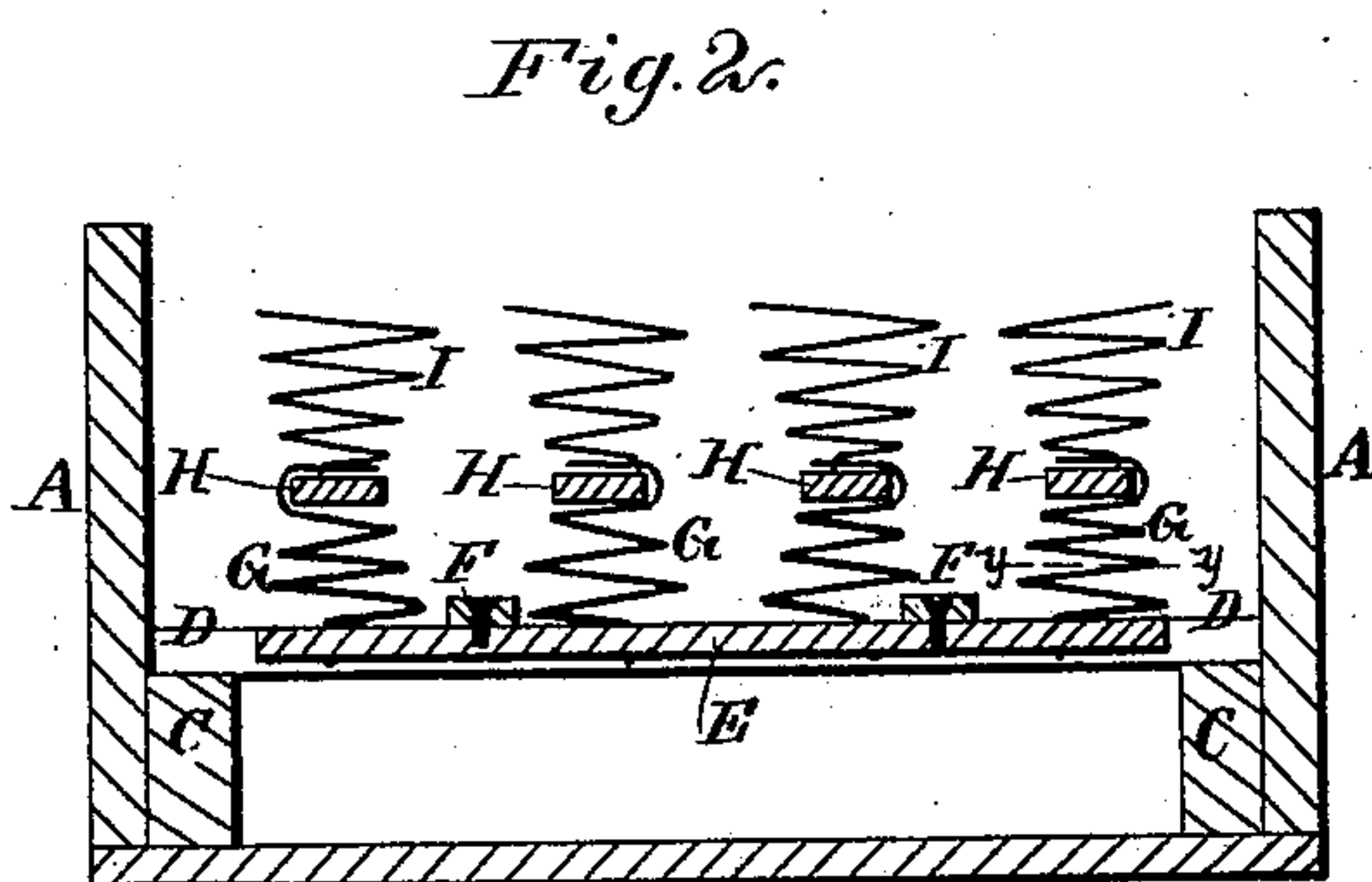
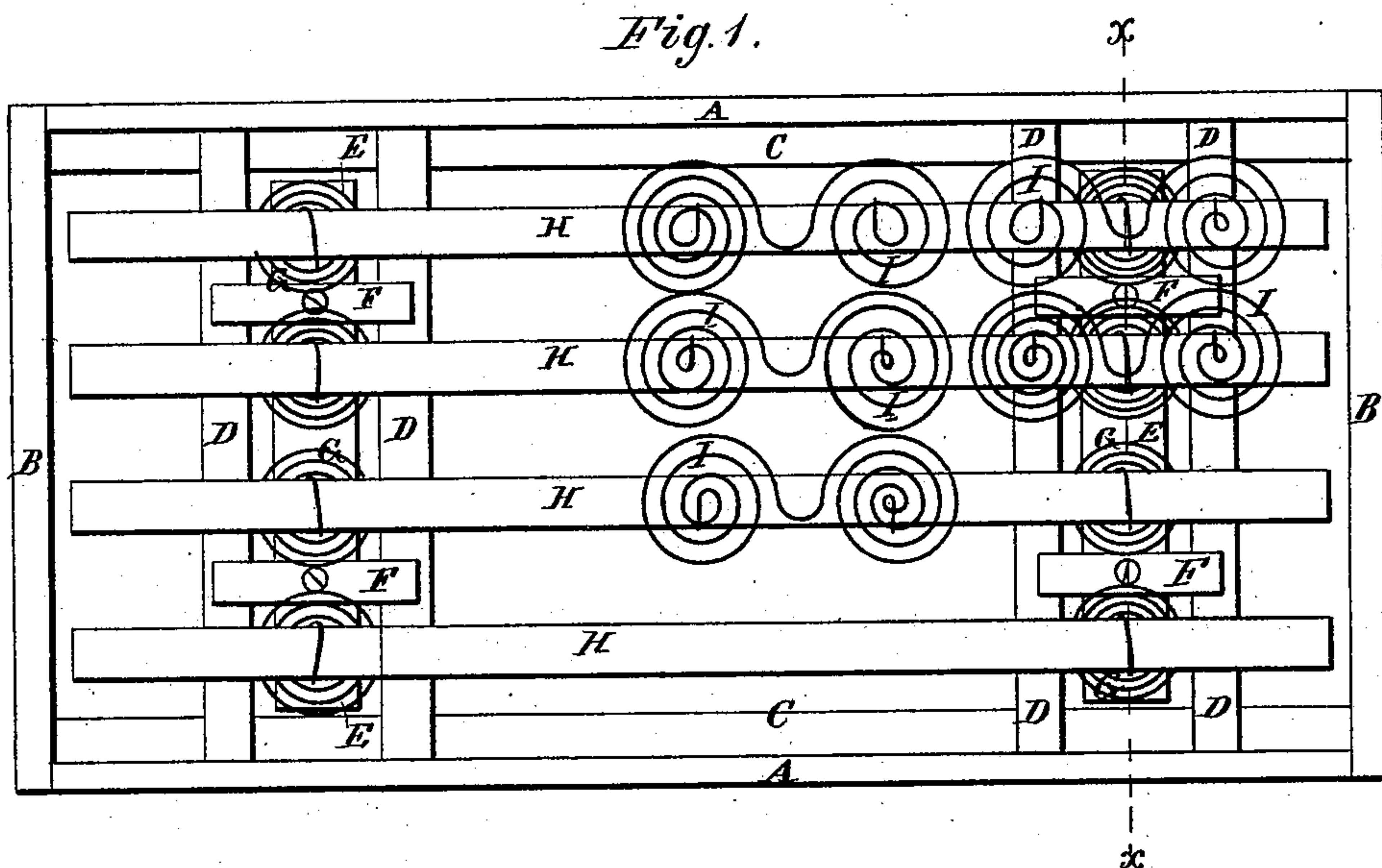


M. R. DAVIS.
Spring Bed-Bottom.

No. 208,077.

Patented Sept. 17, 1878.



WITNESSES:

Henry N. Miller
C. Sedgwick

INVENTOR:

M. R. Davis
BY Munn & Co

ATTORNEYS.

UNITED STATES PATENT OFFICE.

MONTGOMERY R. DAVIS, OF JACKSON, MICHIGAN.

IMPROVEMENT IN SPRING BED-BOTTOMS.

Specification forming part of Letters Patent No. **208,077**, dated September 17, 1878; application filed June 28, 1878.

To all whom it may concern:

Be it known that I, MONTGOMERY R. DAVIS, of the city and county of Jackson, and State of Michigan, have invented a new and useful Improvement in Spring Bed-Bottoms, of which the following is a specification:

Figure 1 is a top view of a bed-bottom illustrating my invention. Fig. 2 is a cross-section of the same, taken through the line *x x*, Fig. 1. Fig. 3 is a horizontal cross-section of one of the springs, taken through the line *y y*, Fig. 2. Fig. 4 is a cross-section of the same, taken through the line *z z*, Fig. 3.

Similar letters of reference indicate corresponding parts.

The object of this invention is to furnish an improved spring bed-bottom which shall be simple in construction, easily adjusted, wider or narrower, and reliable in use.

The invention will first be described in connection with the drawing, and then pointed out in the claim.

A represents the side bars, and B the end bars, of the bedstead. To the lower part of the inner sides of the side bars A are attached cleats C, upon which rest the ends of cross-slats D. The cross-slats D are arranged in pairs near the head and foot of the bedstead, and between the slats of each pair is suspended a slat, E, to which, near its ends, are attached cross-slats F. The ends of the cross-slats F rest upon the cross-slats D, and thus suspend the bed-bottom.

To the suspended slats E are attached springs G, the upper ends of which are attached to longitudinal slats H. To the upper sides of the longitudinal slats H are attached springs I, upon which the mattress is laid.

The springs G, at their upper and lower ends, are bent into U form, so as to be slipped over the edges of the slats E and H, and thus fasten the said springs securely in place.

The springs I are made in pairs or double, as shown in Fig. 1, and the wires at their lower ends are bent into U form and are slipped over the edges of the slats, so as to fasten the said springs securely in place. The connection of the upper ends of the springs in pairs, as shown in Fig. 1, keeps the said springs more securely in place and gives a better support to the mattress.

Having thus described my invention, I claim as new and desire to secure by Letters Patent—

The combination, in a bed-bottom, with the frame A B, having cleats C, of the transverse slats D D, the crossed slats E F, and the springs G I, the latter connected with the intermediate slats H, as shown and described.

MONTGOMERY R. DAVIS.

Witnesses:

JAMES GOULD,
VERNE S. PEASE.