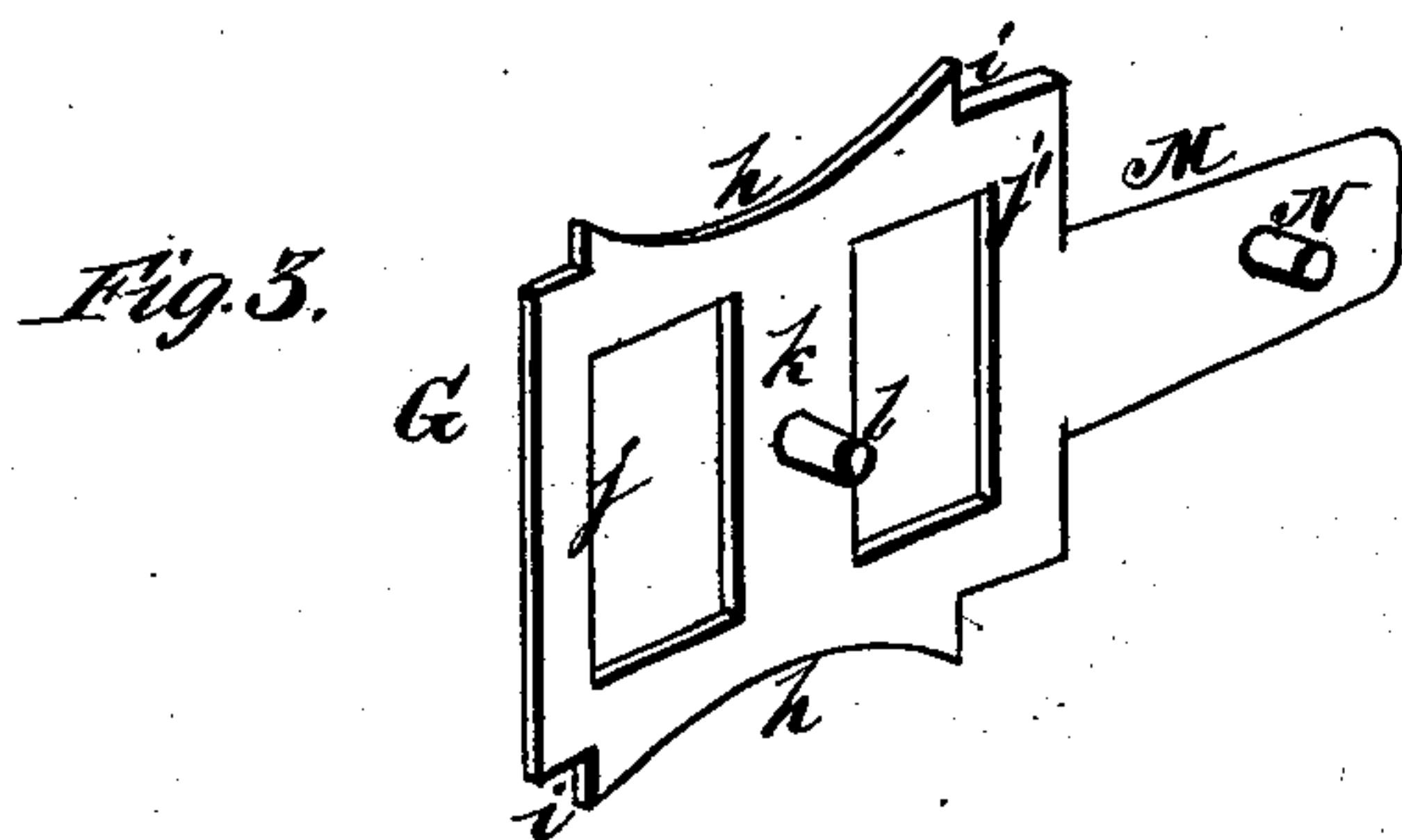
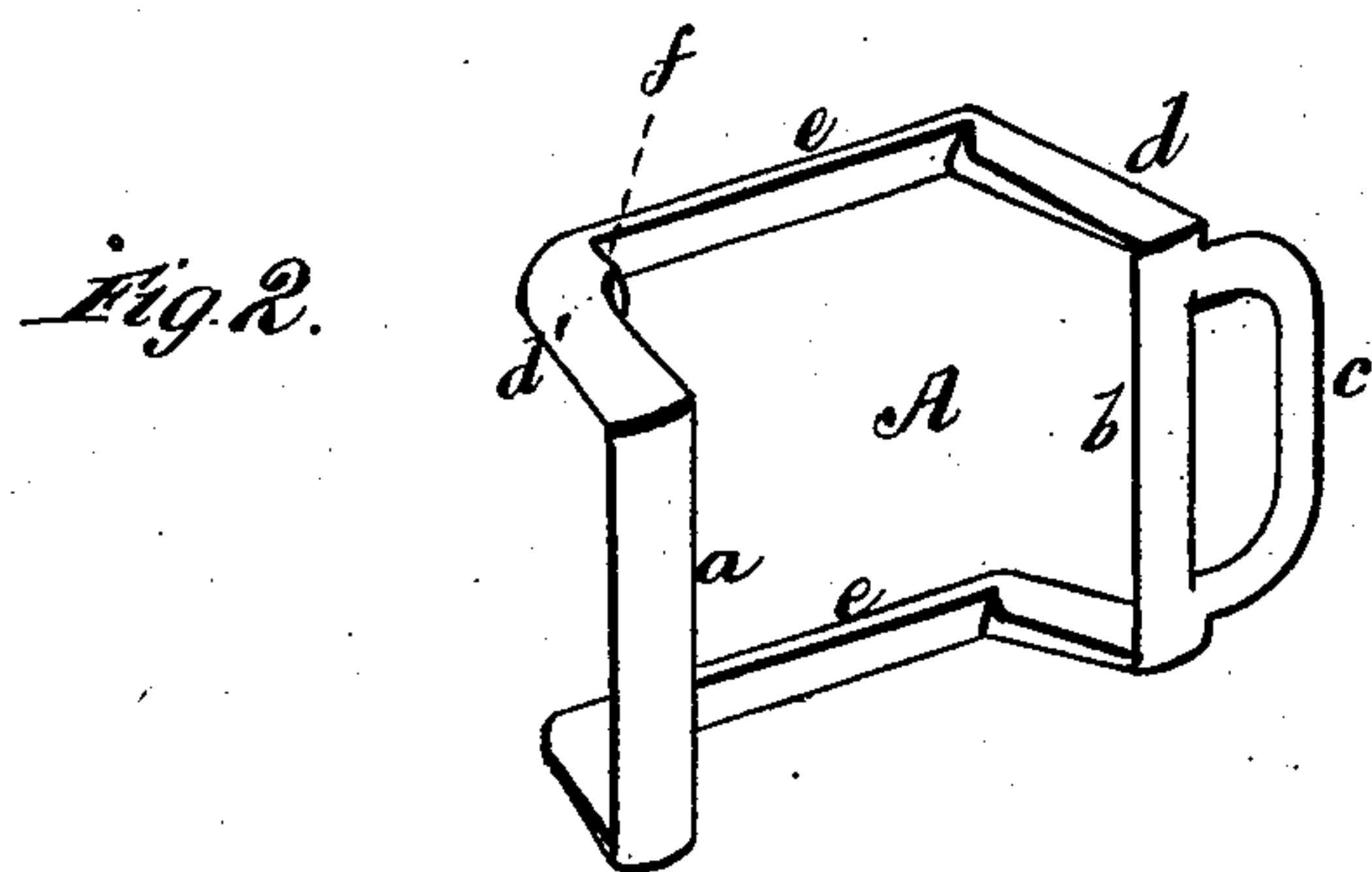
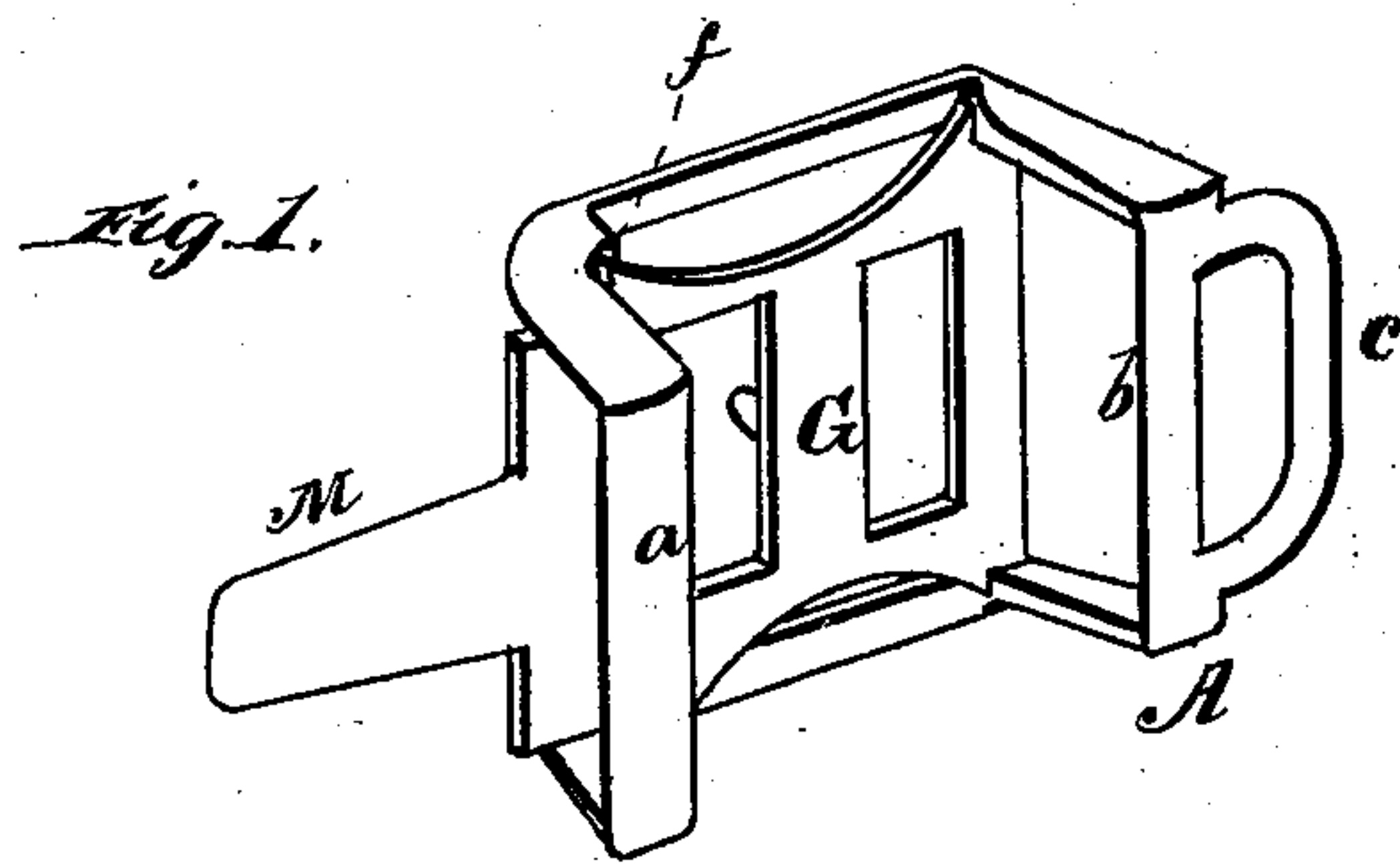


L. WILSON.
Buckle.

No. 207,787.

Patented Sept. 3, 1878.



WITNESSES
Robert G. Smith.
George C. Upshaw.

By

INVENTOR.
Levi Wilson.
William Smith.
ATTORNEYS

UNITED STATES PATENT OFFICE.

LEVI WILSON, OF NEVADA, OHIO.

IMPROVEMENT IN BUCKLES.

Specification forming part of Letters Patent No. **207,787**, dated September 3, 1878; application filed July 20, 1878.

To all whom it may concern:

Be it known that I, LEVI WILSON, of Nevada, in the county of Wyandot and State of Ohio, have invented certain new and useful Improvements in Buckles; and I do hereby declare that the following is a full, clear, and exact description of the same, reference being had to the accompanying drawing, making part of this specification, in which—

Figure 1 is a view in perspective of a buckle embodying the improvements in this invention. Fig. 2 is a perspective view of the buckle-frame detached, and Fig. 3 is a perspective view of the base-plate detached.

This invention has relation to buckles; and it consists in the improvements in the construction of the same hereinafter fully described, and particularly pointed out in the claim.

In the accompanying drawing similar letters of reference indicate corresponding parts in the figures.

The buckle-frame A is composed of the cross-bars *a b*, the latter provided with the loop *c*, the arms *d d'*, and the side bars *e e*. The arms *d'* have the shoulders *f f* near the side bars *e e*. The base-plate G is composed of the side bars *h h*, having the shoulders *i i*, connected by the cross-bars *j, j'*, and *k*. The cross-bar *k* has the stud *l*, and the cross-bar *j'* has the tongue M, which may be either provided with a stud, N, by which it may be riveted to the trace, or it may have a hole for the reception of a rivet, for the same purpose.

The buckle-frame and the base-plate are detachable, the latter being sprung into the former when they are connected.

The buckle-frame A, when the buckle is in use, is slipped upon one of the pieces to be connected, the base-plate G sprung into it and riveted through the tongue M to another piece, the shoulders *i i* receiving the arms *d* and *d'*, and resting at *d'* upon the shoulders *f f*, to form a space between the side bars *e e* of the buckle-frame and the face of the base-plate for the introduction of the billet, having the usual holes punched therein for the reception of the stud *l*. The buckle being only attached to one of the pieces slides upon the other and carries the billet with it. A single rivet is used to attach the buckle, thereby dispensing with sewing and affording a saving of time and labor.

Having thus described my invention, what I claim as new and useful, and desire to secure by Letters Patent, is—

A buckle consisting of the frame A and the base-plate G, having the shoulders *i i*, stud *l*, and tongue M, constructed and operating substantially as set forth.

In testimony that I claim the above I have hereunto subscribed my name in the presence of two witnesses.

LEVI WILSON.

Witnesses:

JAMES L. COOK,
W. K. DYEAN.