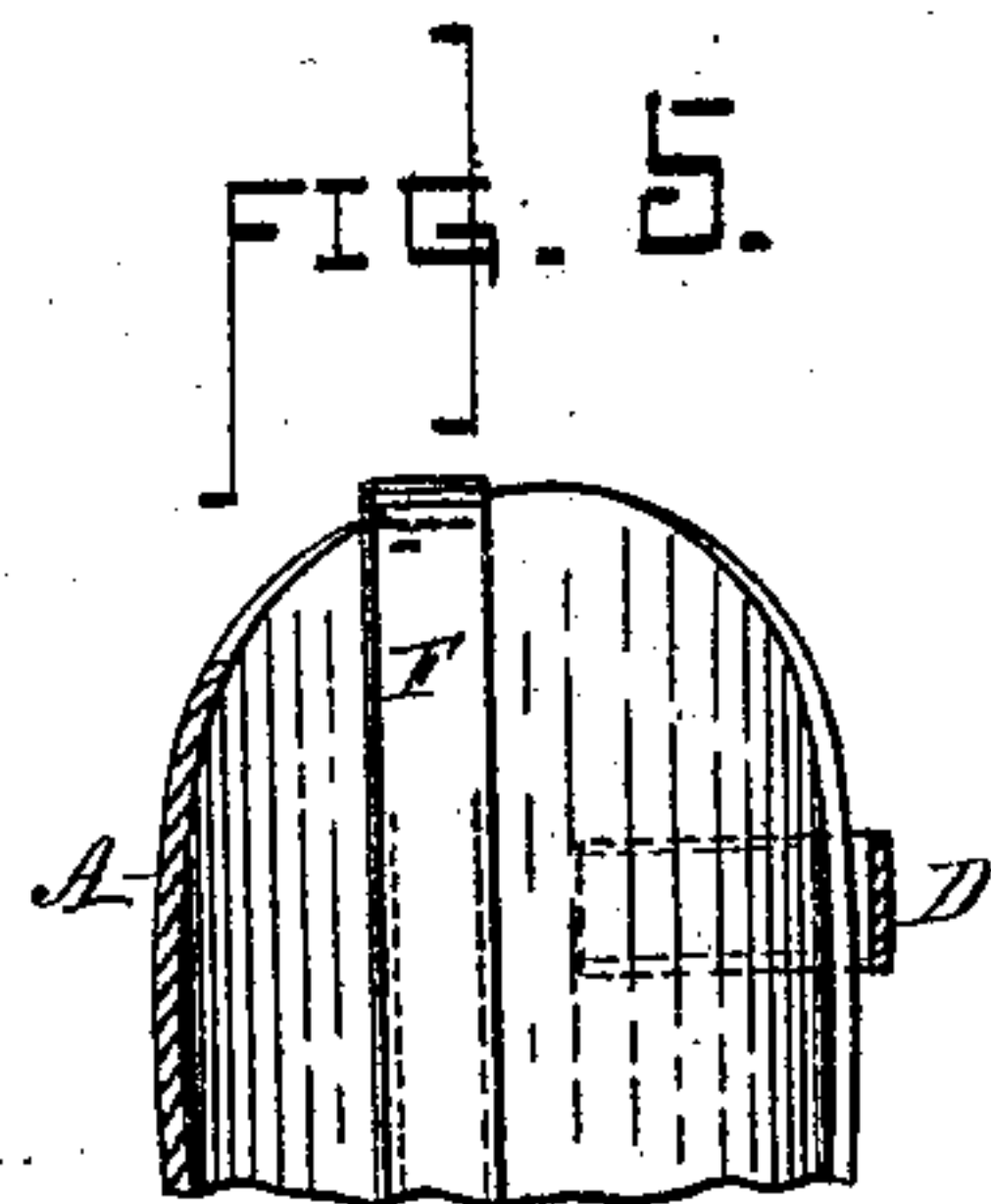
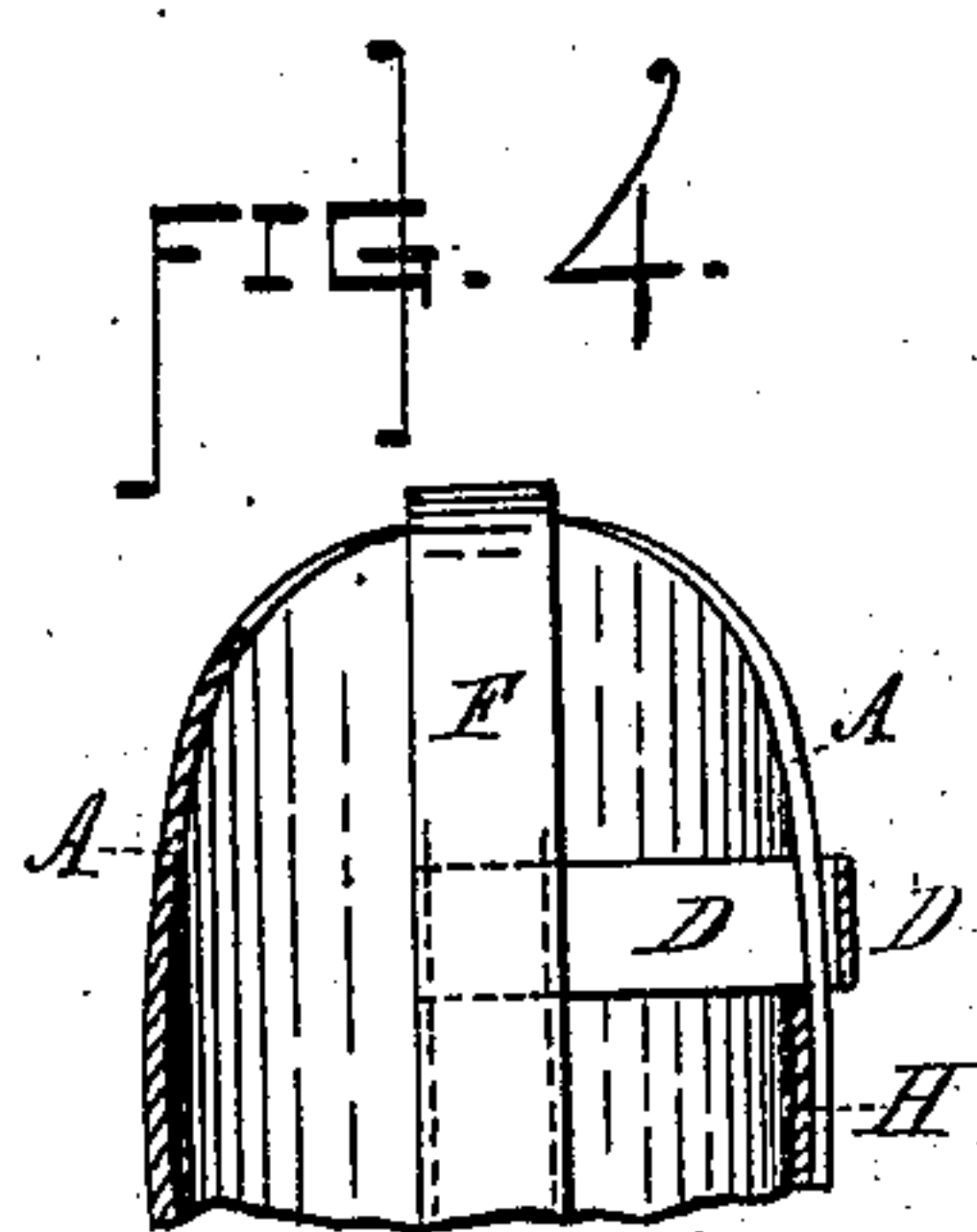
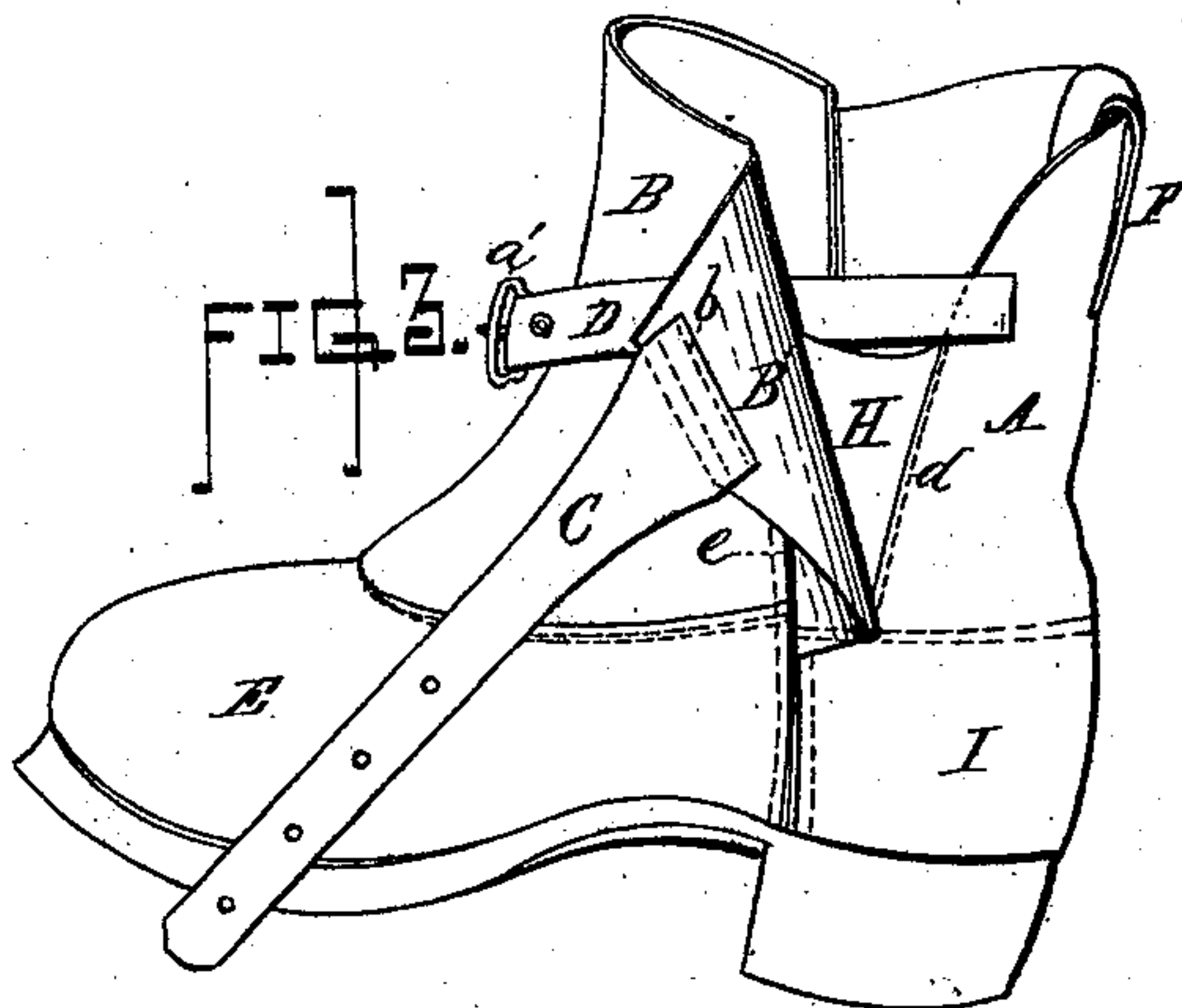
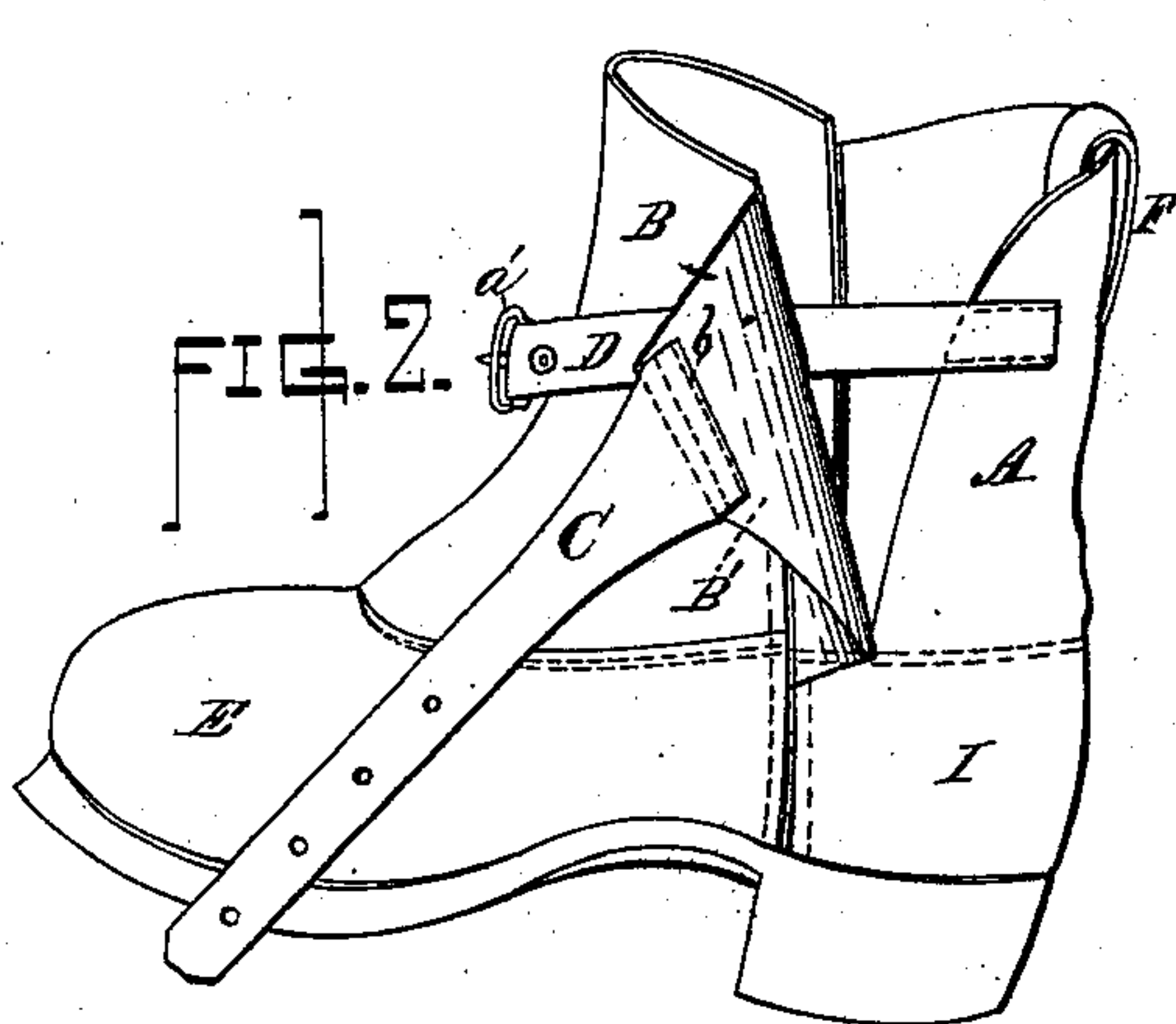
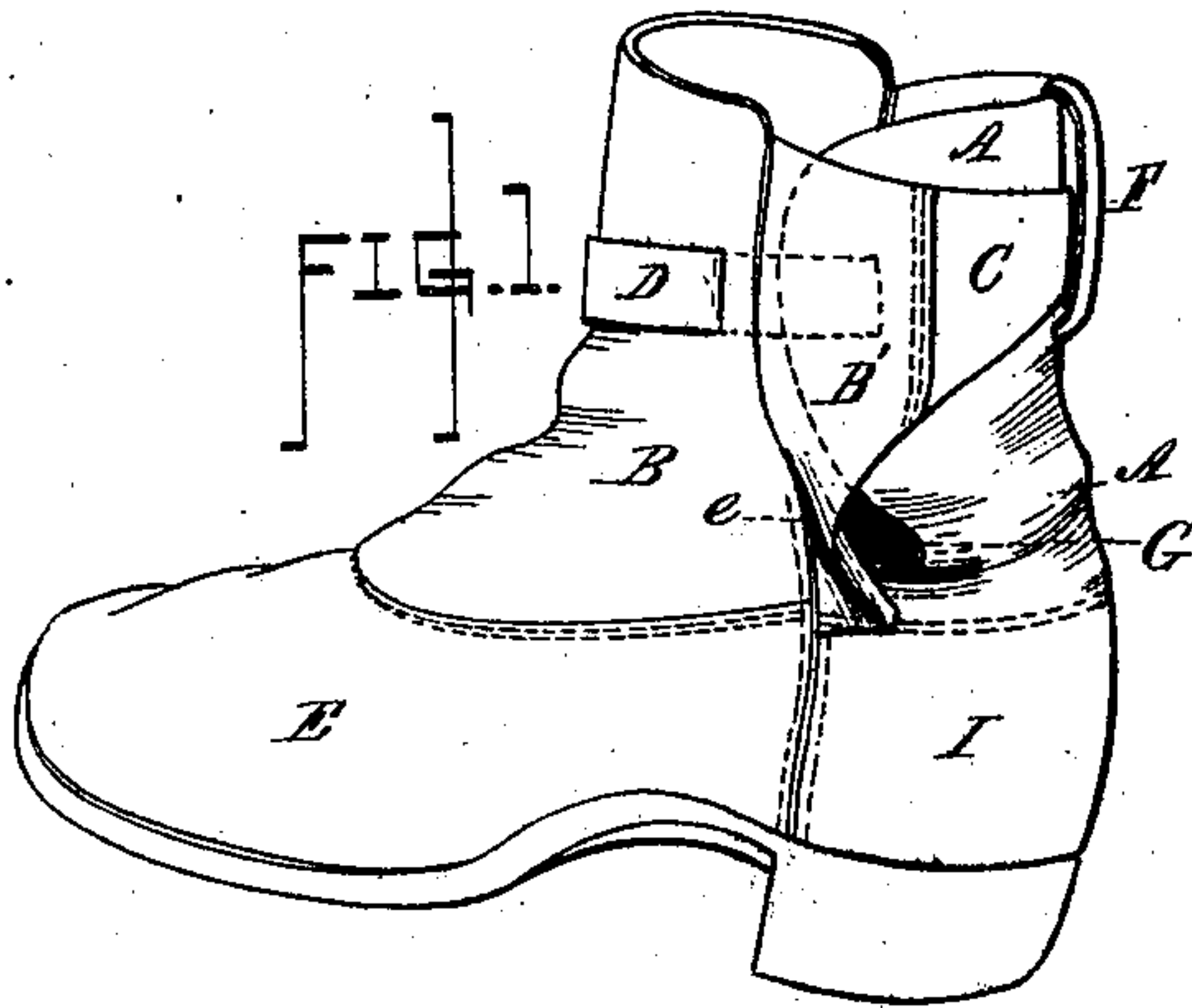


J. H. WALKER.
Plowman's Boot.

No. 207,783.

Patented Sept. 3, 1878.



Witnesses;

Thos. F. Dodge
Edwin C. Moore

Inventor;

Joseph H. Walker

UNITED STATES PATENT OFFICE.

JOSEPH H. WALKER, OF WORCESTER, MASSACHUSETTS.

IMPROVEMENT IN PLOWMEN'S BOOTS.

Specification forming part of Letters Patent No. **207,783**, dated September 3, 1878; application filed December 26, 1877.

To all whom it may concern:

Be it known that I, JOSEPH H. WALKER, of the city and county of Worcester, and Commonwealth of Massachusetts, have invented certain new and useful Improvements in Plowmen's Boots; and I do hereby declare that the following is a full, clear, and exact description of the same, reference being had to the accompanying drawings, forming a part of this specification, and in which—

Figures 1 and 2 represent perspective side view of the old form of plowmen's boots as made prior to my invention, as will be hereinafter more fully described. Fig. 3 represents a side view of a plowman's boot made according to my invention, as will be hereinafter more fully described; and Figs. 4 and 5 represent sections of portions of the boots shown in Figs. 2 and 3, respectively, as will be hereinafter more fully described.

To enable those skilled in the art to which my invention belongs to make and use the same, I will proceed to describe it more in detail.

In the drawings, the parts lettered A and B are the back and front portions of the leg of the boot E, and these parts, as constructed previous to my present invention, were secured about the ankle, after the foot had been inserted in the boot E, by means of straps C and D, strap D being sewed or riveted to the open side of the back piece, A, and also passing through a slit in the open side of the front part, B, of the leg, and having a buckle, *a'*, secured to its free end in any suitable manner, while one end of strap C is secured at *b* to the open edge of the fly part B', which in turn is sewed to the edge of the front part, B, on its side, and with the counter I at its lower end of the boot-leg, so that when the free end of strap C is carried around the back piece, A, and buckled with the strap D, the parts will be held in position, as shown in Fig. 1. In this mode of construction, after a little use, the lower edges of the open parts, A and B', would wrinkle up and bulge out, so as to leave a hole or opening, G, making the boot, practically, no higher in the leg than the counter of the boot, thereby greatly impairing the practical utility of the boot. I remedy this difficulty by inserting a gore-piece, H, as indicated in Fig. 3 of the drawings, one edge of the gore-piece being stitched to the open edge of the part A, as seen at *d*, the other edge being stitched into the seam *e* with the part B',

and the lower end of the gore being secured by the stitching in with the counter I. Consequently a tight boot-leg is produced up as high as the lower edge of strap D, and yet of such construction as not to interfere with the proper opening or spreading for the insertion and withdrawal of the foot.

Still again, the combination and relative arrangement of the gore-piece H are such as not to interfere with the action of strap D, nor is it liable to be crowded by strap D against the ankle of the wearer. This result is owing to the arrangement of the gore-piece below strap D, as indicated in Fig. 3 of the drawings, whereby when the straps C and D are buckled about the ankle the gore-piece H folds up neatly below the strap D, in such a manner as not to chafe against the ankle. It will thus be seen that by this part of my invention the foot of the wearer is well protected to a height exceeding that of the old boot just the length of the gore-piece, while at the same time an easy fit about the ankle and leg is obtained, as before explained.

Another part of my invention consists in extending the rear end of strap D through a slit in the back piece A, then extending it around under the back strap F, and fastening it to the back piece, A, and back strap, F, at the same time and by the same stitching that the back strap, F, is secured to back piece, A, as fully shown in Fig. 4. By this arrangement strap D is not liable to be pulled off, while at the same time the back of the leg is left more finished, and can be drawn about the ankle of the wearer in a very even manner.

In Fig. 5, which is a vertical section of a portion of the back leg-piece, A, of the boot shown in Fig. 1, the mode of securing the strap D is represented in this old form of boot.

Having described my improvements in plowmen's boots, what I claim therein as new and of my invention, and desire to secure by Letters Patent, is—

The combination, with the counter I, leg-pieces A, B, and B', of straps C and D and gore-piece H, the strap D arranged above said gore-piece, substantially as shown and described.

JOSEPH H. WALKER.

Witnesses:

THOS. H. DODGE,
EDWIN E. MOORE.