

J. LONG.
Plow Share or Point.

No. 207,752.

Patented Sept. 3, 1878.

Fig. 1.

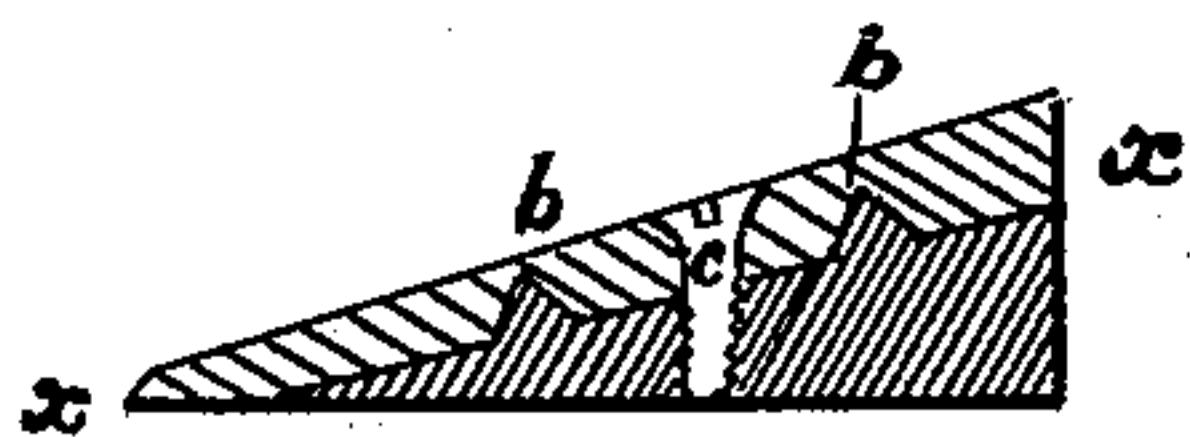
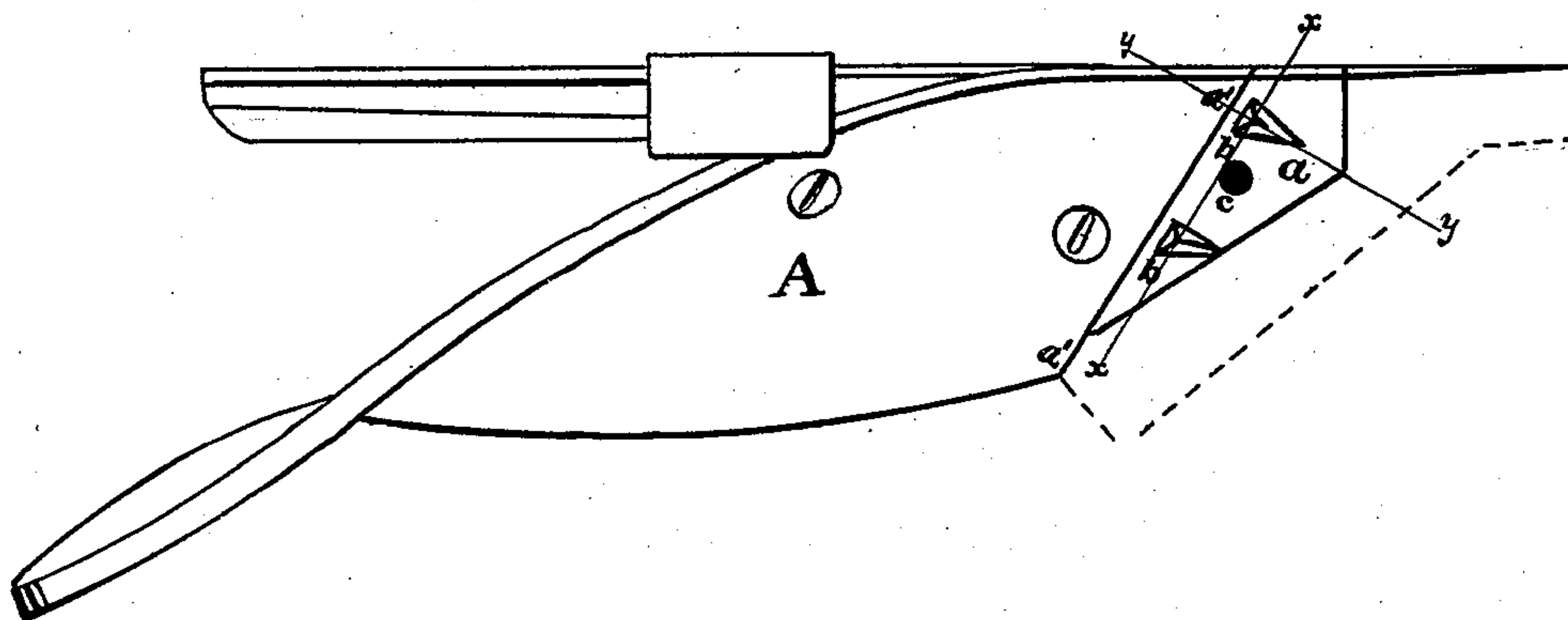


Fig. 2

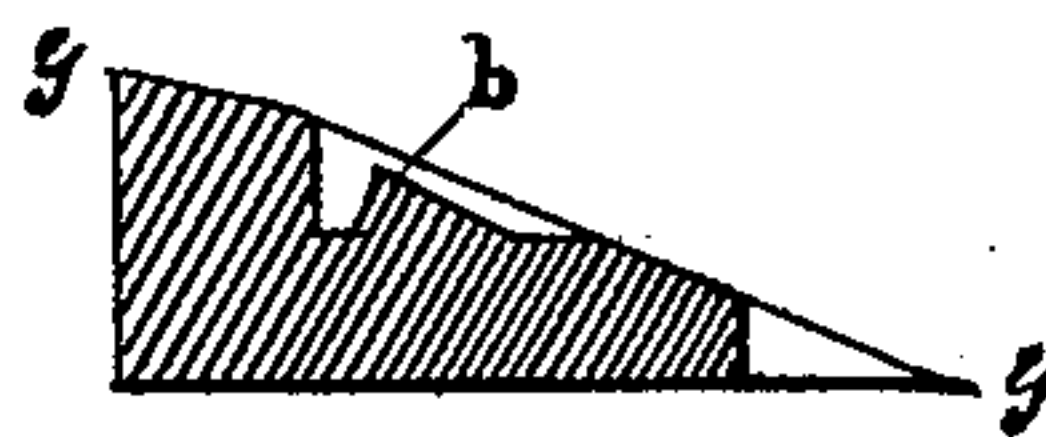


Fig. 3.

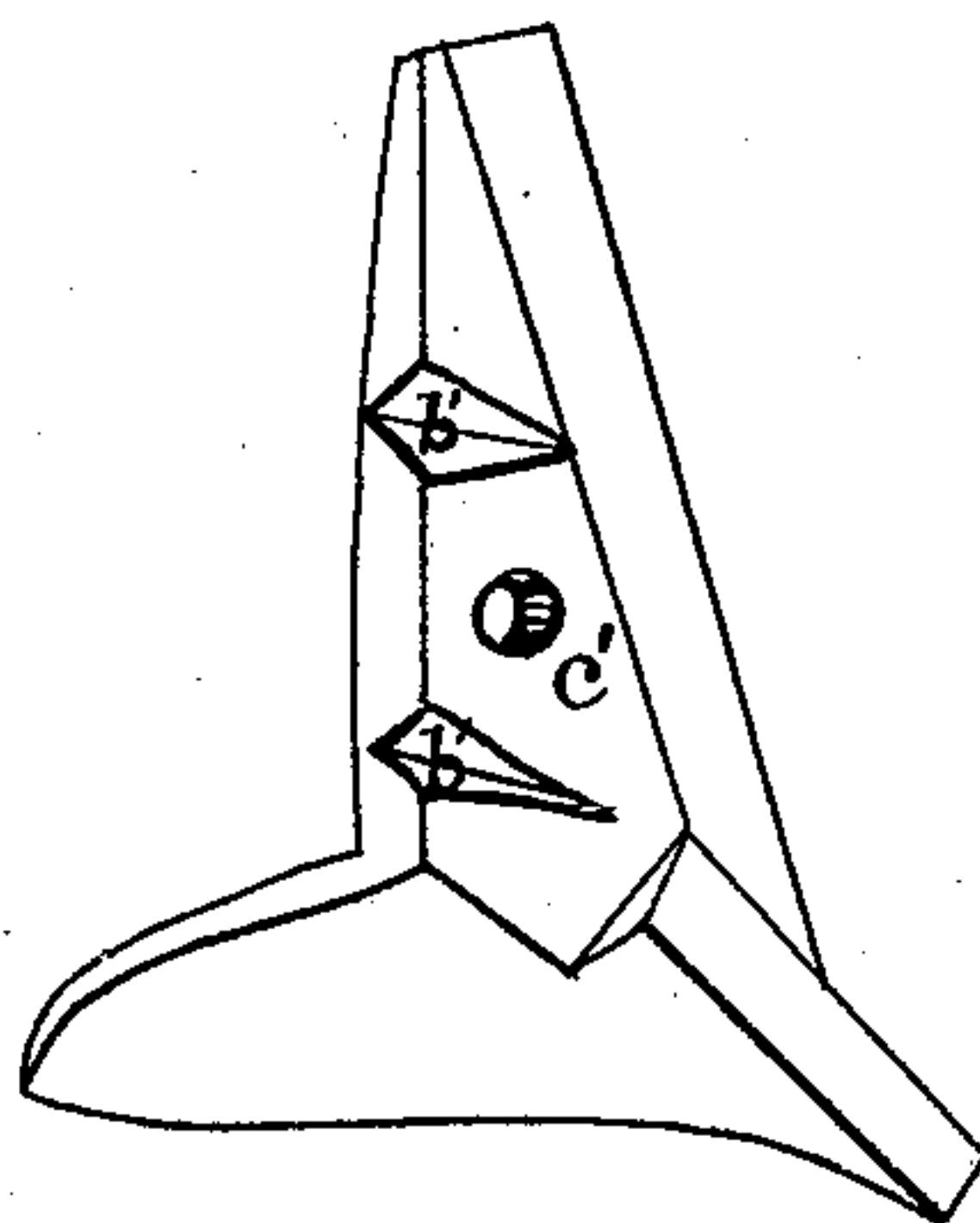


Fig. 4.

Witnesses

John Locke
Paul Raighon

Inventor

John Long
W. R. Singleton
Atty

UNITED STATES PATENT OFFICE.

JOHN LONG, OF MASSILLON, OHIO.

IMPROVEMENT IN PLOW SHARES OR POINTS.

Specification forming part of Letters Patent No. **207,752**, dated September 3, 1878; application filed August 24, 1878.

To all whom it may concern:

Be it known that I, JOHN LONG, of Massillon, in the county of Stark and State of Ohio, have invented certain Improvements in Plow Shares or Points, of which the following is a specification:

This invention relates to the method of fastening and sustaining the share or point of a plow upon the mold-board, as will be more fully hereinafter described.

Figure 1 is a plan view of a plow. Figs. 2 and 3 are sections on lines *x x* and *y y*, respectively, of Fig. 1. Fig. 4 is a perspective view of a plow share or point, showing the under side turned up.

The object of my invention is to provide an improved, simple, and effective mechanical device for more securely fastening the share or point of the plow, so that the old or broken share can be quickly removed and a new one supplied, and yet when so placed will be sufficiently braced to relieve the strain upon the bolt which fastens it in its place. In this invention I have combined simplicity and economy of construction with the greatest efficacy.

A is the mold-board of a plow, having the share-seat *a*. Upon the seat *a* are cast with it two or more pyramidal or V-shaped lugs, *b b*, which are thicker at the shoulder *a'* of the

seat *a*, and slope to a point each way. Fig. 2 shows a section of the lugs *b b* on line *x x* of Fig. 1, and Fig. 3 shows a section on line *y y* of Fig. 1. Fig. 4 is an under-side view, in perspective, of the share or point, showing the recesses or gains *b' b'*, in which the lugs *b b* are to rest. *c* is the screw-hole in the share-seat, and *c'* the hole for the screw in the share or point.

The advantages of this construction are the economy and simplicity and the facility with which these lugs and notches can be cast in the seat and the share, involving no additional expense.

I am aware that other forms of lugs have been used to strengthen and secure the plow-share upon its seat, and I do not claim such lugs, broadly; but

I claim—

In the share-seat of a plow, the pyramidal or V-shaped lugs *b b*, in combination with the corresponding recesses *b' b'* in the point, the latter being fastened to the seat by a screw-bolt, substantially as and for the purpose described.

JOHN LONG.

Witnesses:

WILLIAM F. RICKS,
Mrs. SAM'L. LAUGHTON.