

L. LOEBENSTEIN.
Stocking Supporting Clasp.

No. 207,666.

Patented Sept. 3, 1878.

Fig. 1.

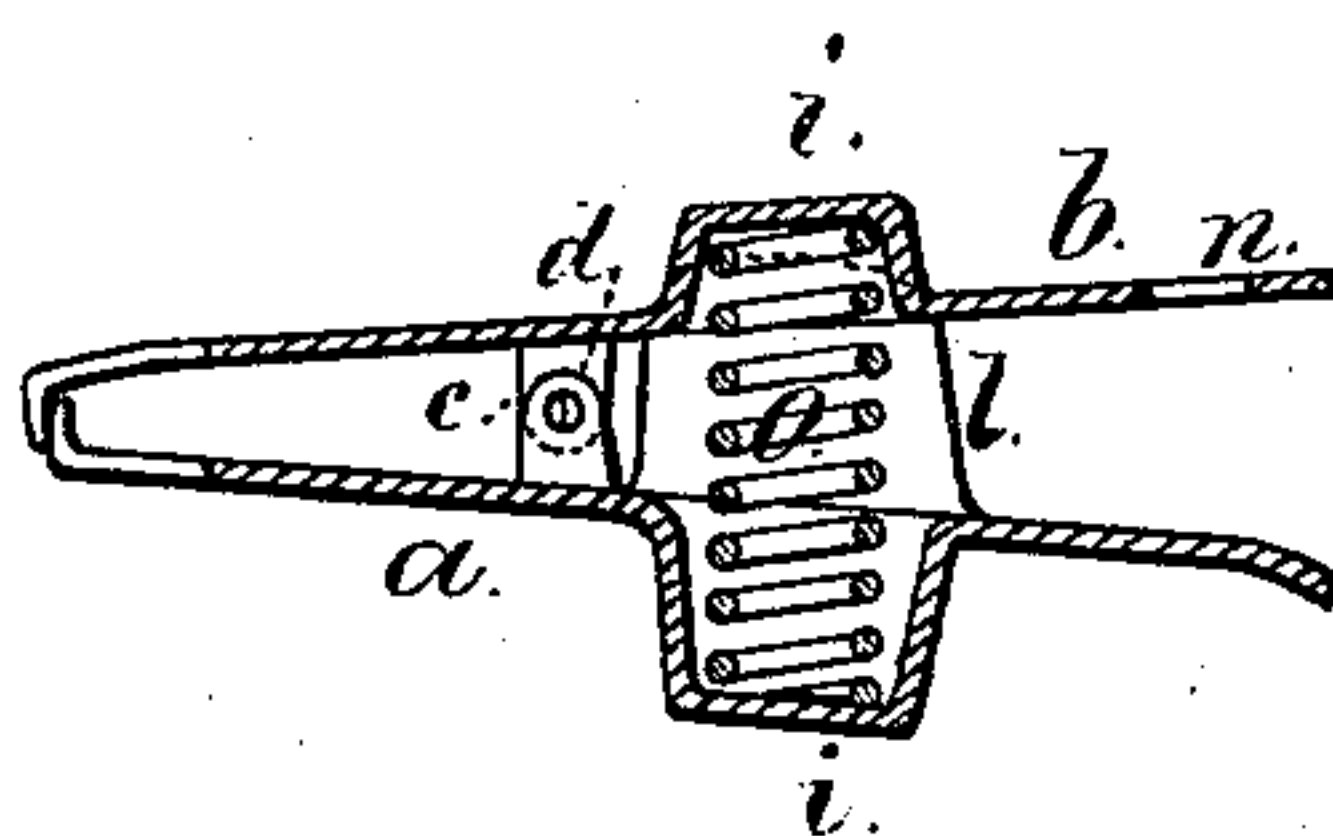


Fig. 2.

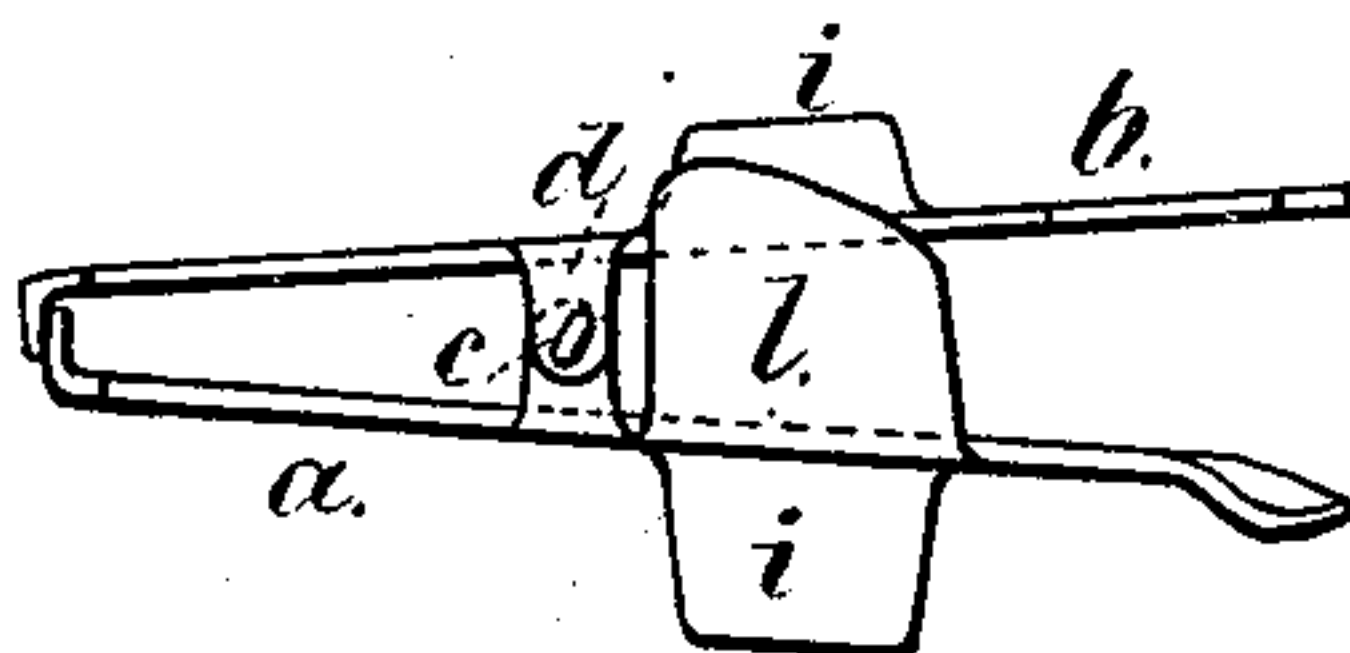


Fig. 3.

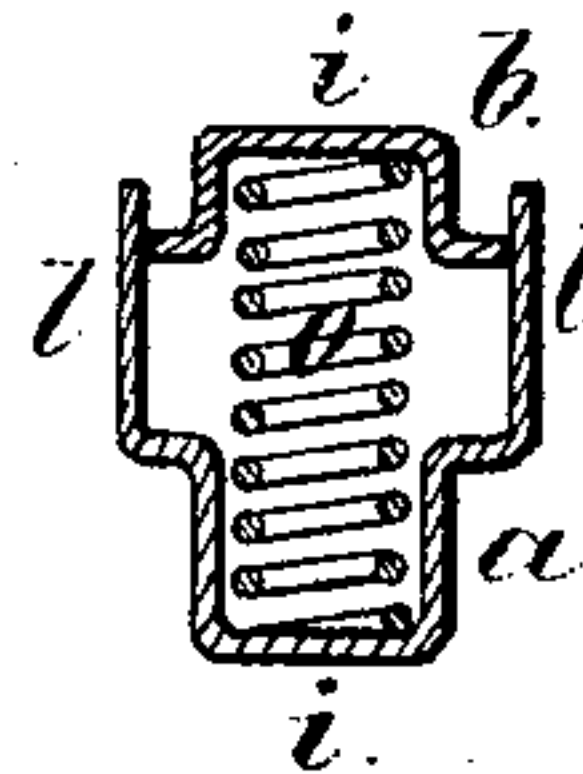
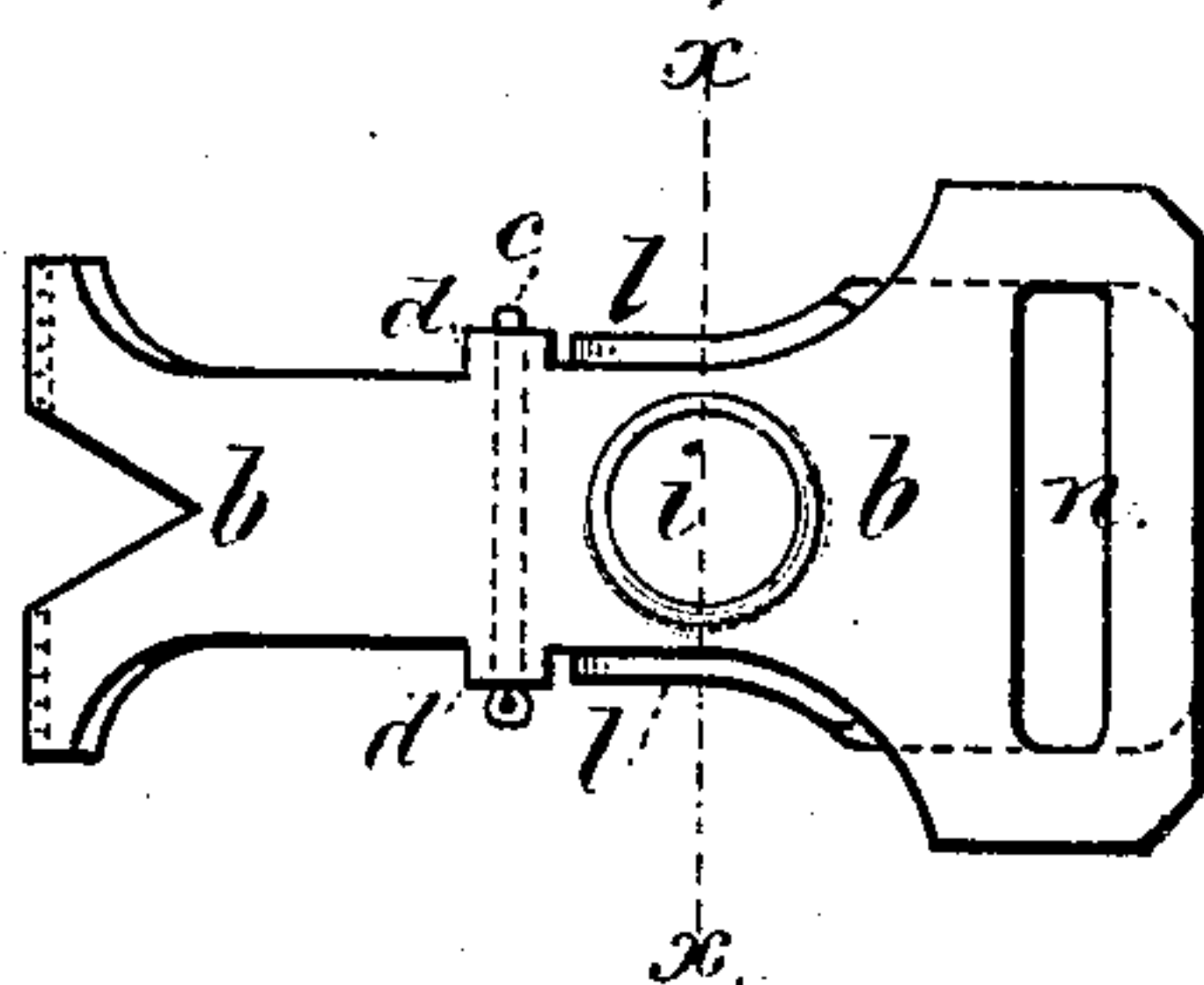


Fig. 4.



Witnesses

Chas H. Smith
Geo. D. Pinckney

Inventor

Leon Loebenstein.
per Lemuel W. Serrell
att'y

UNITED STATES PATENT OFFICE.

LEON LOEBENSTEIN, OF NEW YORK, N. Y.

IMPROVEMENT IN STOCKING-SUPPORTING CLASPS.

Specification forming part of Letters Patent No. 207,666, dated September 3, 1878; application filed May 13, 1878.

To all whom it may concern:

Be it known that I, LEON LOEBENSTEIN, of the city and State of New York, have invented an Improvement in Clasps for Supporting Stockings, &c., of which the following is a specification:

Clasps for stocking-supports have been made of sheet metal in the form of double levers, with jaws to grasp and support the stocking or other article of apparel, and a spring has been used to keep the jaws together.

My improvement relates to the clasp made of sheet-metal levers, hinged together near the center, and provided with recesses or dome-shaped cavities struck up in the metal for receiving the helical expansive spring that presses the jaws together, and there are wings at the sides of the levers to cover up the helical spring, and serve as guides to lessen any lateral strain upon the pivots of the lever.

By this construction the helical spring is held in place without the use of pins or other fastenings, and the parts of the clasp only require to be set together.

In the drawing, Figure 1 is a longitudinal section. Fig. 2 is a side view. Fig. 3 is a cross-section at the line *x x*, and Fig. 4 is a plan of my said clasp, which is represented of an enlarged size for greater clearness.

The two parts *a b* of the clasp form levers that are pivoted together by a cross-pin, *c*, that passes through the ears *d*, that are of sheet metal, of the levers and folded at right angles to the surfaces of such levers. The cross-pin *c* is a folded piece of metal with an eye at the junction of the two parts, so as to form a spring and allow the pin to be withdrawn and the levers separated when desired.

Each lever has at one end a jaw, with or without serrations or teeth, to insure a firm grasp of the material placed between the same.

In each lever there is a dome, *i*, of sheet metal, struck up or formed in the said metal so as to project from the outer surfaces of such levers and form recesses that receive the ends of the expansive helical spring *o*, which acts to close the jaws of the levers, and the domes allow for the introduction of a helical spring of the necessary length. At each side of the lever *a* there are wings *l*, bent at right angles to the body of the lever, and formed more or less ornamental in appearance, and these extend outside of each edge of the lever *b*, and are adjacent to the helical spring *o*, so as to partially inclose said spring, and at the same time lessen the risk of any foreign substance becoming entangled in the spring.

The loop or mortise *n* at the back end of the lever *b* allows the clasp to be connected with an elastic or tape, by which it is suspended to form a stocking-supporter.

I claim as my invention—

1. The clasp made of two sheet-metal levers, united by a removable spring-pin, *c*, and provided with the recesses or domes *i*, in combination with the helical wire spring, the ends of which pass into such domes, as set forth.

2. The lever *a* and wings *l*, in combination with the lever *b*, domes *i*, and helical spring *o*, as set forth.

Signed by me this 8th day of May, A. D. 1878.

LEON LOEBENSTEIN.

Witnesses:

GEO. T. PINCKNEY,
CHAS. H. SMITH.