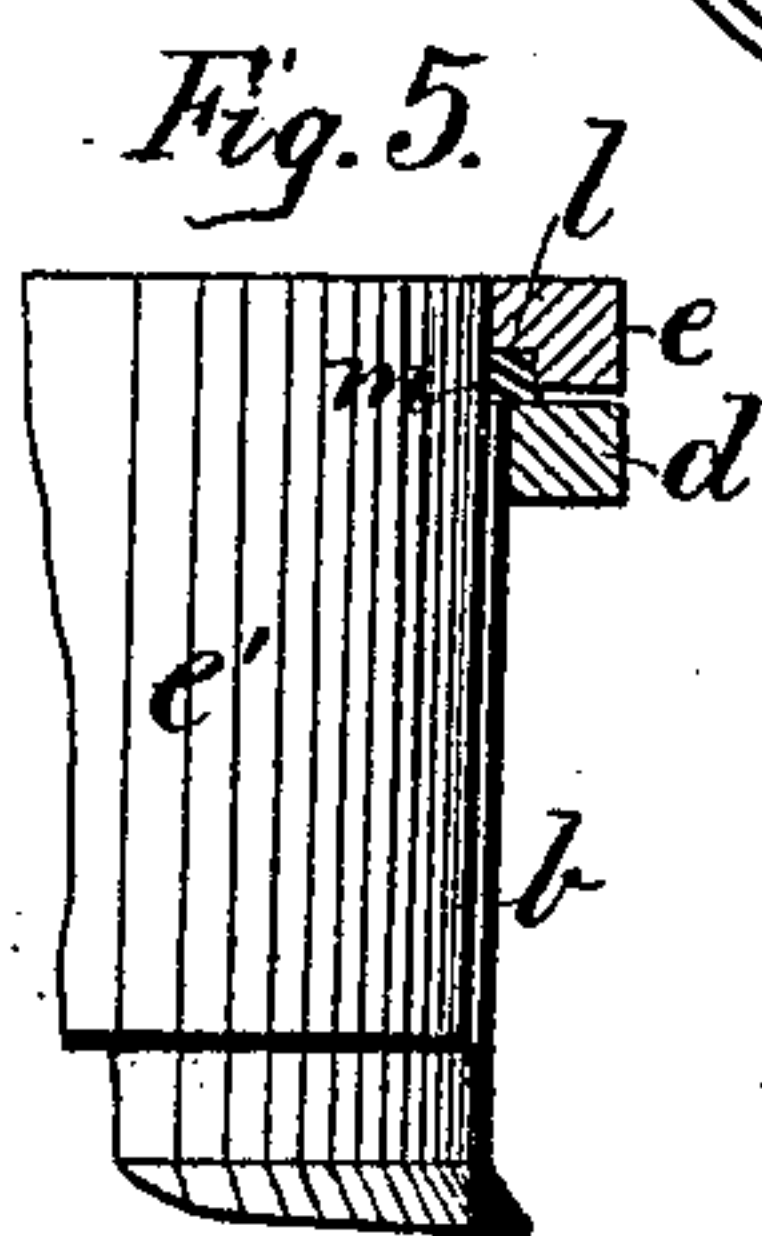
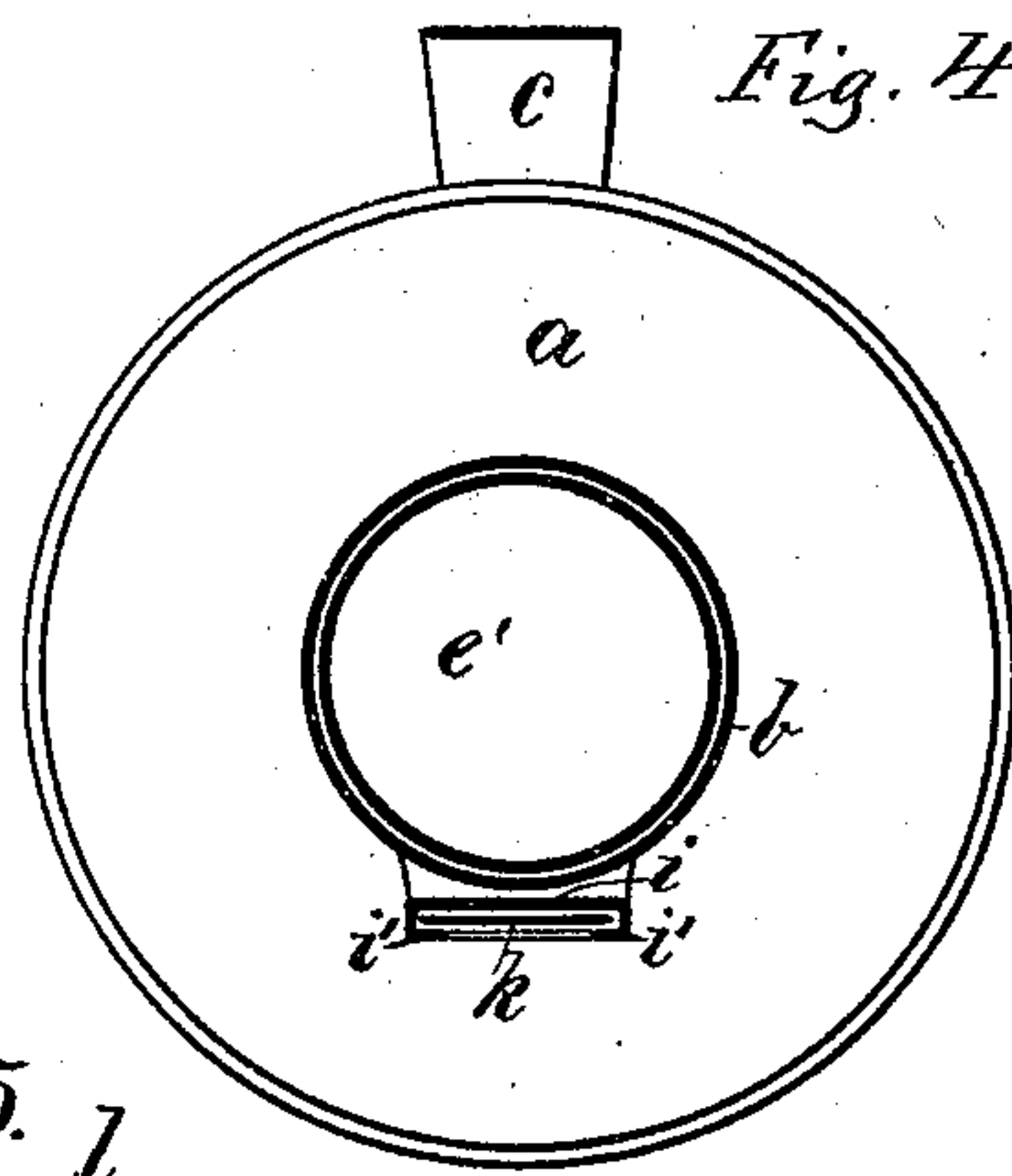
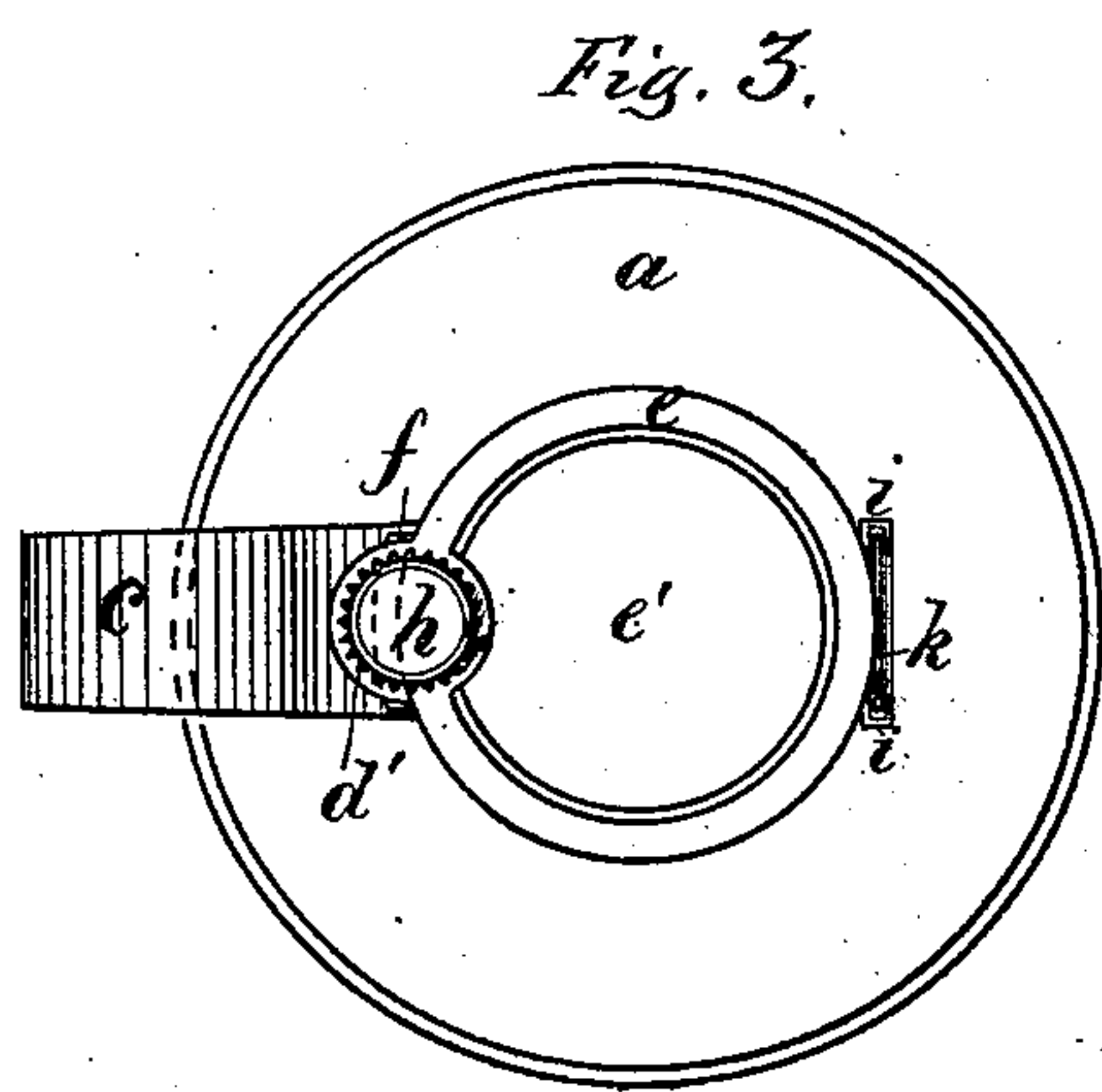
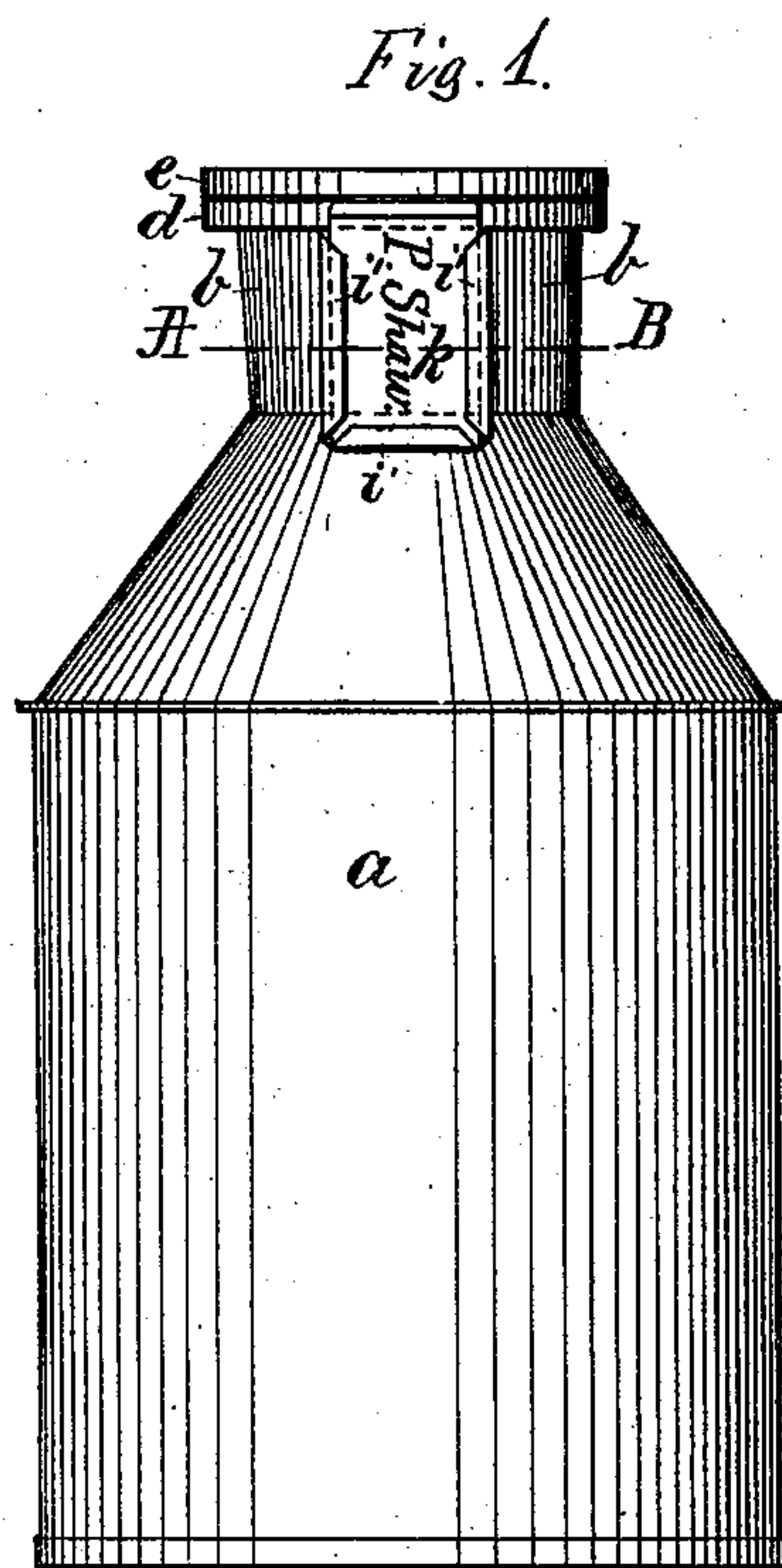
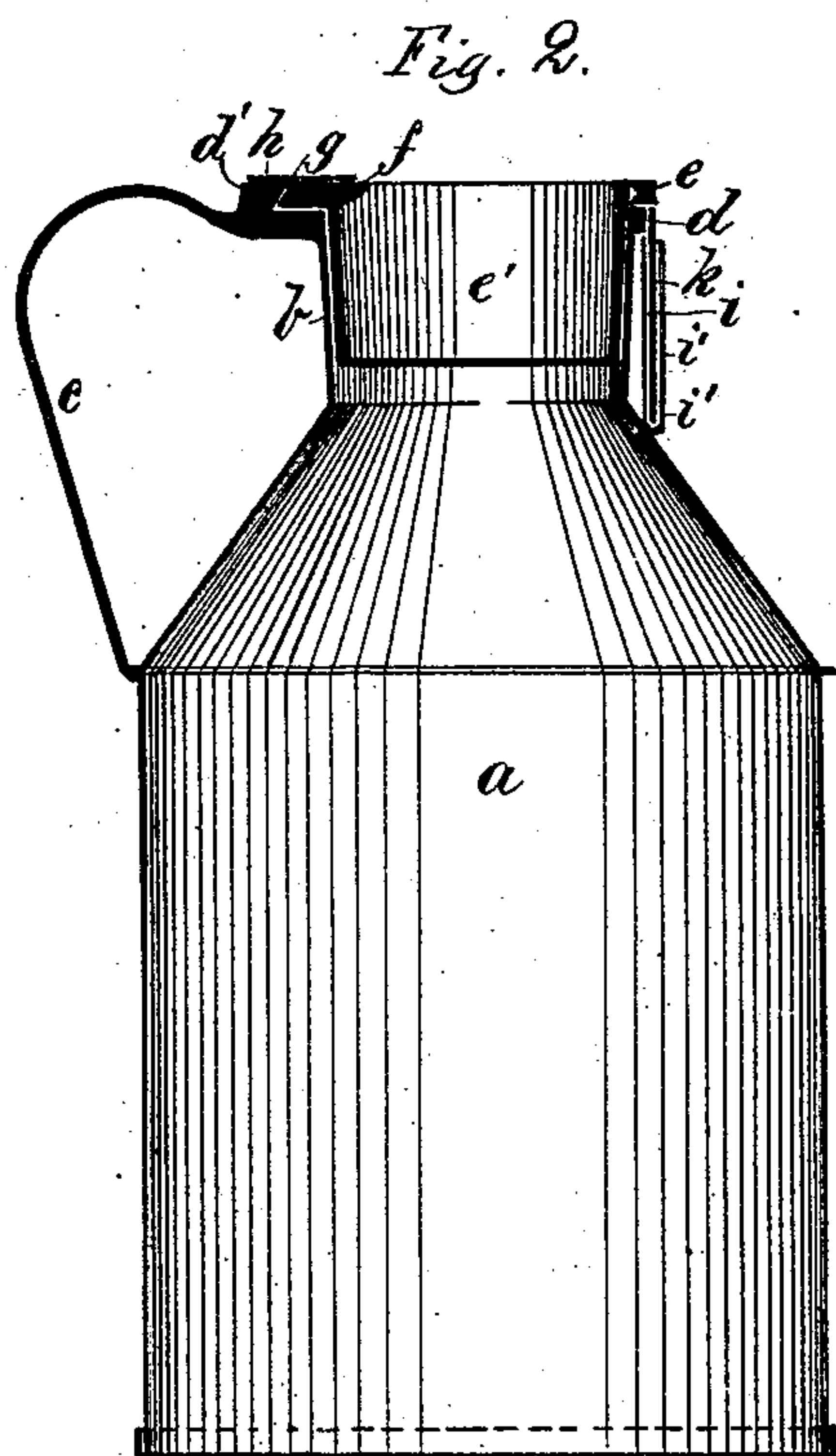


P. SHAW.
 Locking, Sealing and Labeling Milk-Cans.
 No. 207,627. Patented Sept. 3, 1878.



Witnesses:
 Henry Chadbourne.
 J. Allen.

Inventor:
 Philander Shaw.
 by Alban Andrews.
 his atty

UNITED STATES PATENT OFFICE.

PHILANDER SHAW, OF BOSTON, MASSACHUSETTS.

IMPROVEMENT IN LOCKING, SEALING, AND LABELING MILK-CANS.

Specification forming part of Letters Patent No. 207,627, dated September 3, 1878; application filed December 31, 1877.

To all whom it may concern:

Be it known that I, PHILANDER SHAW, of Boston, in the county of Suffolk and State of Massachusetts, have invented certain new and useful Improvements in Locking, Sealing, and Labeling Milk-Cans; and I do hereby declare that the following is a full, clear, and exact description of my invention, which will enable others skilled in the art to which it appertains to make and use the same, reference being had to the accompanying drawings, and to letters of reference marked thereon, which form a part of this specification.

My invention relates to improvements in locking, sealing, and labeling milk cans; and consists of a milk-can provided with a cover fitting closely within the neck of the can, which cover is provided with an annular ring in its upper end, which ring is carried out in one place to form a projection of suitable form and size, that will fit into a corresponding recess in the stationary sealing-ledge when the cover is turned around its axis. When the cover is in this way locked to the neck of the can, after the milk is put therein either by the producer, dealer, or inspector, I seal the can effectually by putting a seal or wafer, &c., at the junction of the sealing-ledge and that part of the annular rim of the cover where the locking-projection is located, by which arrangement the can cannot be opened without breaking the seal, and thus indicating that the cover has been tampered with.

In this manner milk can be sent from the producer or dealer or inspector, as the case may be, to the consumer, who, upon receiving the goods, can see at a glance whether the can has been opened or not since it has passed from the hands of the sealer or inspector.

My invention further consists of a label-pocket located upon the neck of the can in such a manner below the annular rim of the cover that the latter shall cover and project over the upper edge of the label resting in the pocket when the cover is put in its proper place in the neck of the can, by which arrangement the label cannot be removed from its pocket until the cover is removed, and when the cover is sealed, as heretofore described, it will be seen that the label cannot be changed or removed after the can is labeled, locked, and

sealed without breaking the seal of the can, and in this manner additional security is given to both the sender and the receiver of the cans.

A rubber or other elastic packing-ring is laid in an annular groove on the under side of the rim of the cover, which elastic ring is compressed against the upper edge of the rim of the neck of the can when the cover is put in its proper place on the can, by which the can may be made air-tight, if so required, although this latter feature is not absolutely necessary, as the tapering cover is made to fit very snugly within the tapering neck of the can.

In the accompanying drawings, Figure 1 represents a front elevation of my invention. Fig. 2 represents a central longitudinal section of the same. Fig. 3 represents a plan view; and Fig. 4 represents a cross-section on the line A B, shown in Fig. 1. Fig. 5 represents a sectional view of the cover and neck of the can.

Similar letters refer to similar parts wherever they occur on the drawings.

a represents a milk-can, with its neck *b* and handle *c*, in the ordinary manner. *d* represents the annular rim at the upper part of the neck *b*; and *e* represents the annular rim in the upper part of the cover *e'*, which cover is made to fit closely within the slightly-tapering neck *b*. *f* is the locking-projection on the rim *e*, which projection is made to fit within a corresponding recess, *g*, on the sealing-ledge *d'*, that forms a continuation of the rim *d*, and when the said projection *f* is turned into the said recess *g* the cover *e'* cannot be removed without first turning it around its axis, so that the said projection comes to one side of the said sealing-ledge *d'*. *h* represents the seal covering the joint between the projection *f* and sealing-ledge *d'*.

In case a paper or cloth adhesive seal is used, I make the upper surface upon which it is to be attached as a plane, concave, or convex surface; but if a wax or plastic seal is to be used, I prefer to make a cup-shaped surface at the said junction of the sealing-ledge and its projection, so as to provide, as it were, a receptacle for such plastic or wax seal.

i represents the label-pocket, having flanges *i' i' i'*, as shown, and is open in one end for the

insertion of the detachable label *k*, as shown in Figs. 1 and 2. This label-pocket is attached to the can *a* in any desirable place.

If it is required to prevent the label from being removed without removing the cover of the can, I locate said label-pocket on the neck of the can, as shown in the drawings, in such a manner that the rim *e* on the cover *e'* shall project directly above the upper edge of the label, and thus keep the label in its place within the pocket as long as the cover is kept within the neck of the can, for the purpose hereinbefore set forth.

In Fig. 5, *e'* represents the cover, with its annular rim *e*. *b* represents the neck of the can, and *d* represents the annular rim in the upper part of the said neck. *l* is the annular groove in the under side of the rim *e*, in which is laid the elastic rubber packing-ring *m*, for the purpose set forth.

Having thus fully described the nature, construction, and operation of my invention, I claim and wish to secure by Letters Patent—

1. The herein-described can-lock, consisting of the cover or stopple *e e'*, with its projection *f*, in combination with the recess *g* on the neck of the can, as set forth.

2. In combination, the cover or stopple *e e'*, with its projection *f*, the sealing-ledge *d'* at the neck of the can, with its recess *g*, and seal *h*, as and for the purpose set forth.

3. The milk-can having attached to its neck or upper portion the label-holder, consisting of the plate *i*, having the three lips or bent-over edges *i' i' i'* at its bottom and sides, and the lid having the rim *e* projecting over said label-holder and label, for the purpose of securing a label in place when the lid is closed upon the can, substantially as described.

In testimony that I claim the foregoing as my own invention I have affixed my signature in presence of two witnesses.

PHILANDER SHAW.

Witnesses:

ALBAN ANDRÉN,

HENRY CHADBURN.