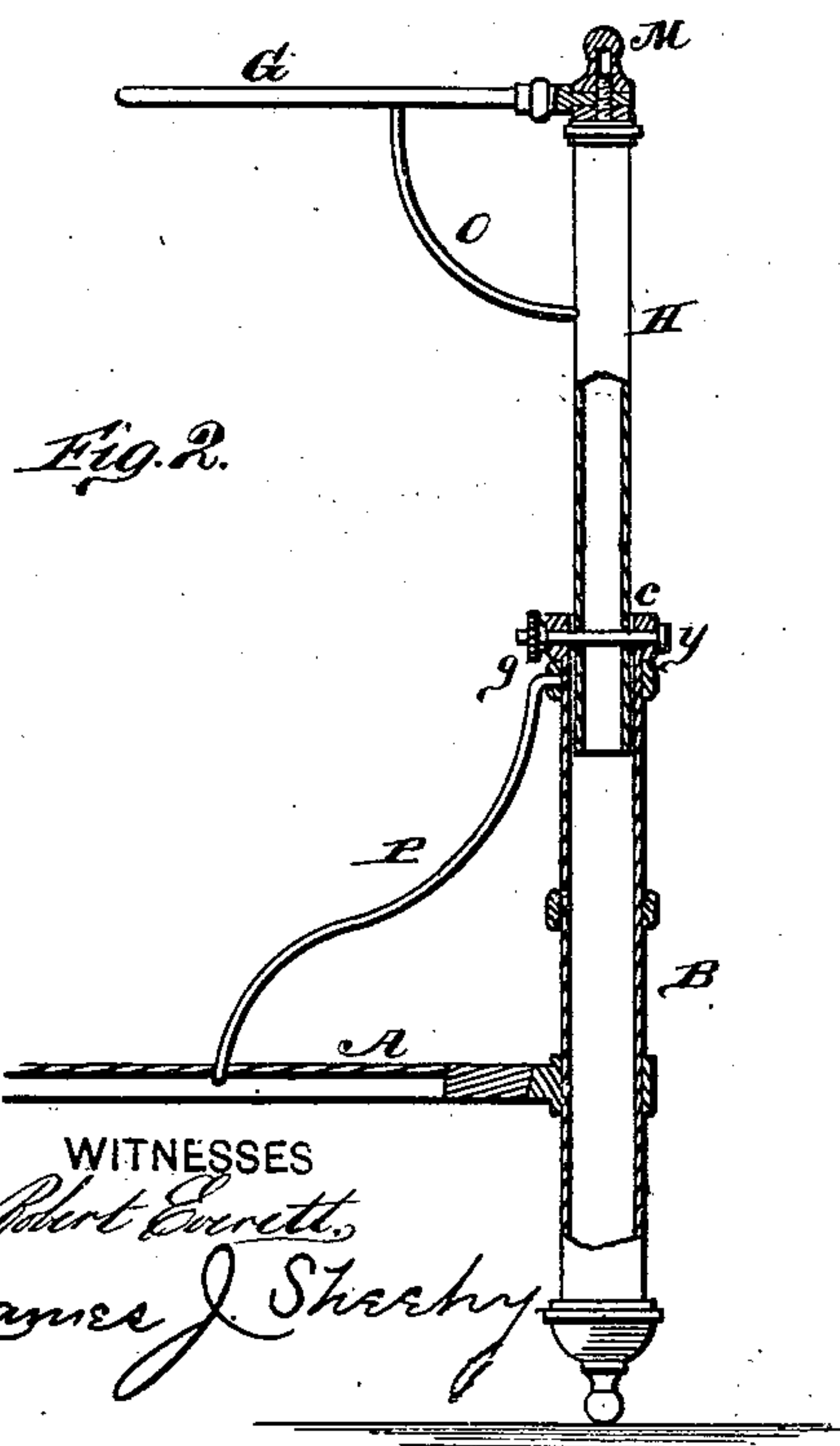
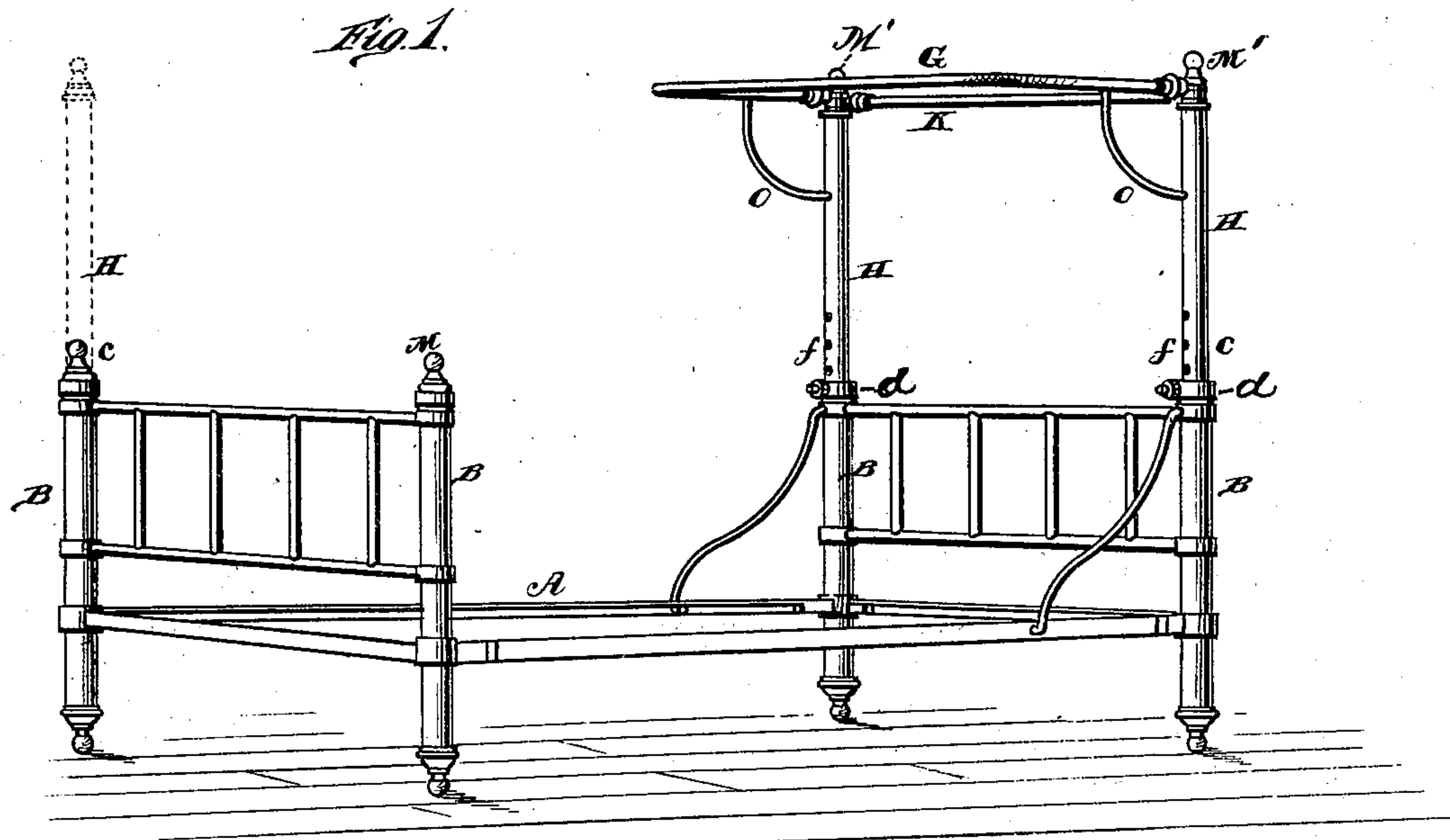


R. SHEPHERD.
Canopies for Beds.


No. 207,556.

Patented Aug. 27, 1878.



WITNESSES
Robert Everett
James J. Shreeve

Fig. 3.



INVENTOR.
Reuben Shepherd
Gilmore, Smith & Co.
ATTORNEYS.

UNITED STATES PATENT OFFICE.

REUBEN SHEPHERD, OF NEW YORK, N. Y.

IMPROVEMENT IN CANOPIES FOR BEDS.

Specification forming part of Letters Patent No. **207,556**, dated August 27, 1878; application filed June 15, 1878.

To all whom it may concern:

Be it known that I, REUBEN SHEPHERD, of New York, in the county of New York and State of New York, have invented a new and valuable Improvement in Canopies for Beds; and I do hereby declare that the following is a full, clear, and exact description of the construction and operation of the same, reference being had to the annexed drawings, making a part of this specification, and to the letters and figures of reference marked thereon.

Figure 1 of the drawings is a representation of a perspective view of my canopy-bedstead. Fig. 2 is a sectional detail, and Fig. 3 is a plan view, of the canopy-frame.

My invention relates to that class of bedsteads which are provided with canopies; and it consists in the novel construction hereinafter described, by which the canopy is made adjustable or removable at will.

A of the drawing represents my bedstead proper, which may be of the ordinary construction, except that the head-posts B B are made hollow to receive the canopy-posts, as shown at *c c*, and they are preferably provided with enlargements of scroll or other work at their tops, as illustrated at *d d*.

The holder M' acts efficiently as a bearing to secure the horizontal frame G to the vertical post, and provides a handsome finish to the top of said post.

The letter G represents my canopy-frame, which consists of the upright telescoping standard H H, the cross-bar K, holder M', and braces O. These several parts of the canopy, except the standard, may be varied to suit the taste of the purchaser without departing from my invention, which consists mainly in the telescoping standards and their combination with the posts of the bedstead.

Ornamental nuts M, similar in construction to the holders M', are placed upon the foot-posts, and in case canopies or frames are used upon those posts said nuts operate as holders.

The standards H H are perforated, as shown at *f f*, and the posts B B have corresponding perforations near their tops.

The letters *y y* represent pins with a head

on one end and screw-thread on the other, respectively, which I pass through the perforations in the post-heads, and also through perforations in the standard H, as shown in the drawings, Fig. 2, and secure in position by means of the nuts *g g*.

It will be observed that I make a series of perforations in the standards H. This is done to enable the operator to adjust the canopy at any desired altitude by telescoping the same up or down within the posts B B.

It will also be readily seen that by means of the pins *y y* and the nuts *g g* the canopy is made removable at will.

It is obvious that either wood or metal may be profitably used in the manufacture of my bedstead and canopy, and that very many of the parts described may be changed in form and construction without departing from the substance of my invention, which consists, mainly, in an adjustable and removable canopy, as described.

It is further obvious that the foot-posts of my bedstead may be constructed with or without means for raising and lowering the canopy. In the drawings I have represented one of said posts as arranged for said purpose. This is effected by making the main post hollow, and arranging a movable standard therein in the same manner that the head-posts are constructed for telescoping.

What I claim as new, and desire to secure by Letters Patent, is—

The hollow bed-posts B, having perforations to receive adjusting-pins *y y* therein, combined with the removable adjustable canopy-standards H, provided with perforations *f*, fitting in hollow post B, the frame G at right angles thereto, braces O, cross-bar K, and holder M', as specified, for the purpose set forth.

In testimony that I claim the above I have hereunto subscribed my name in the presence of two witnesses.

REUBEN SHEPHERD.

Witnesses:

HOWARD CAMPBELL,
SAMUEL CAMPBELL.