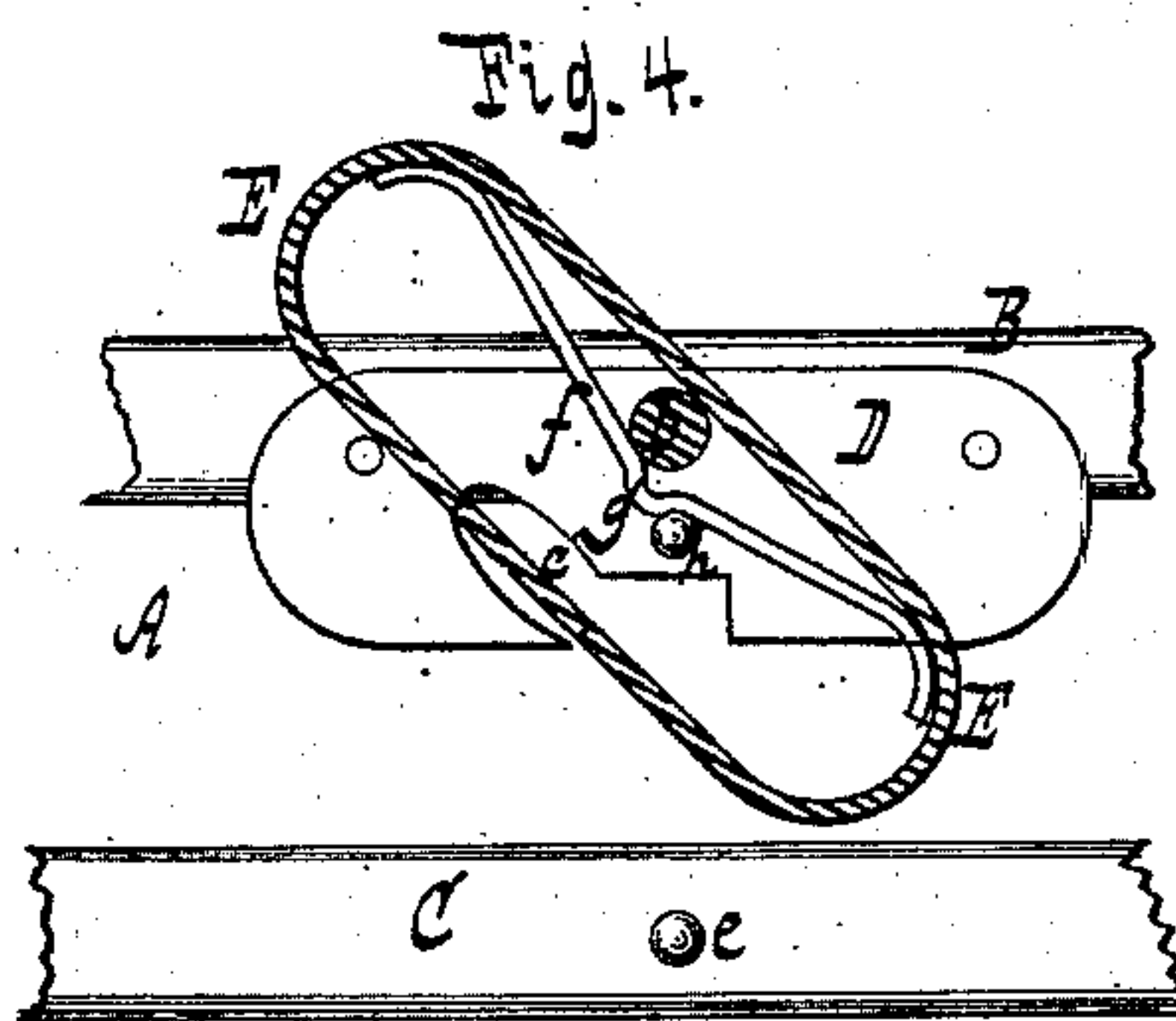
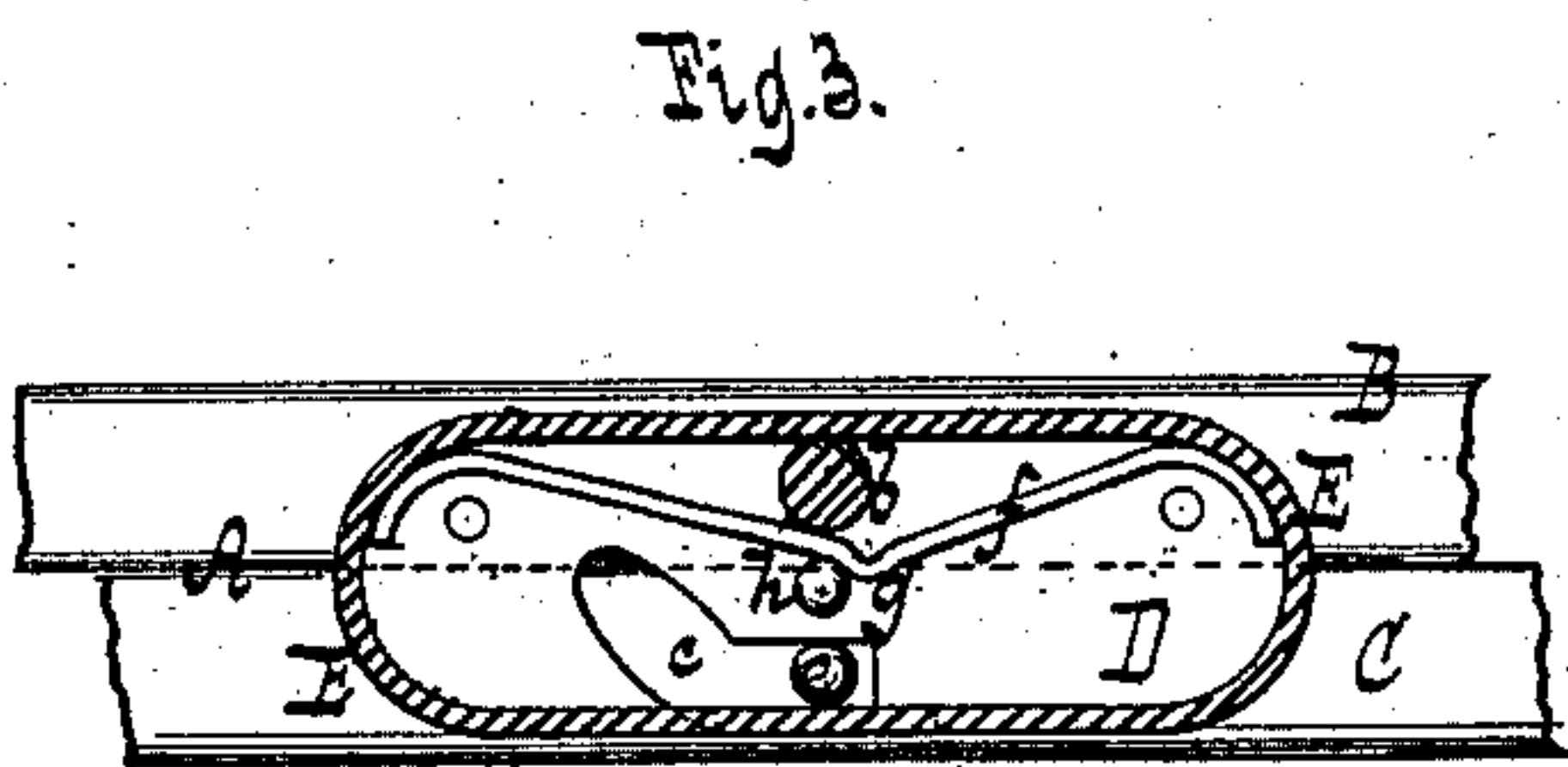
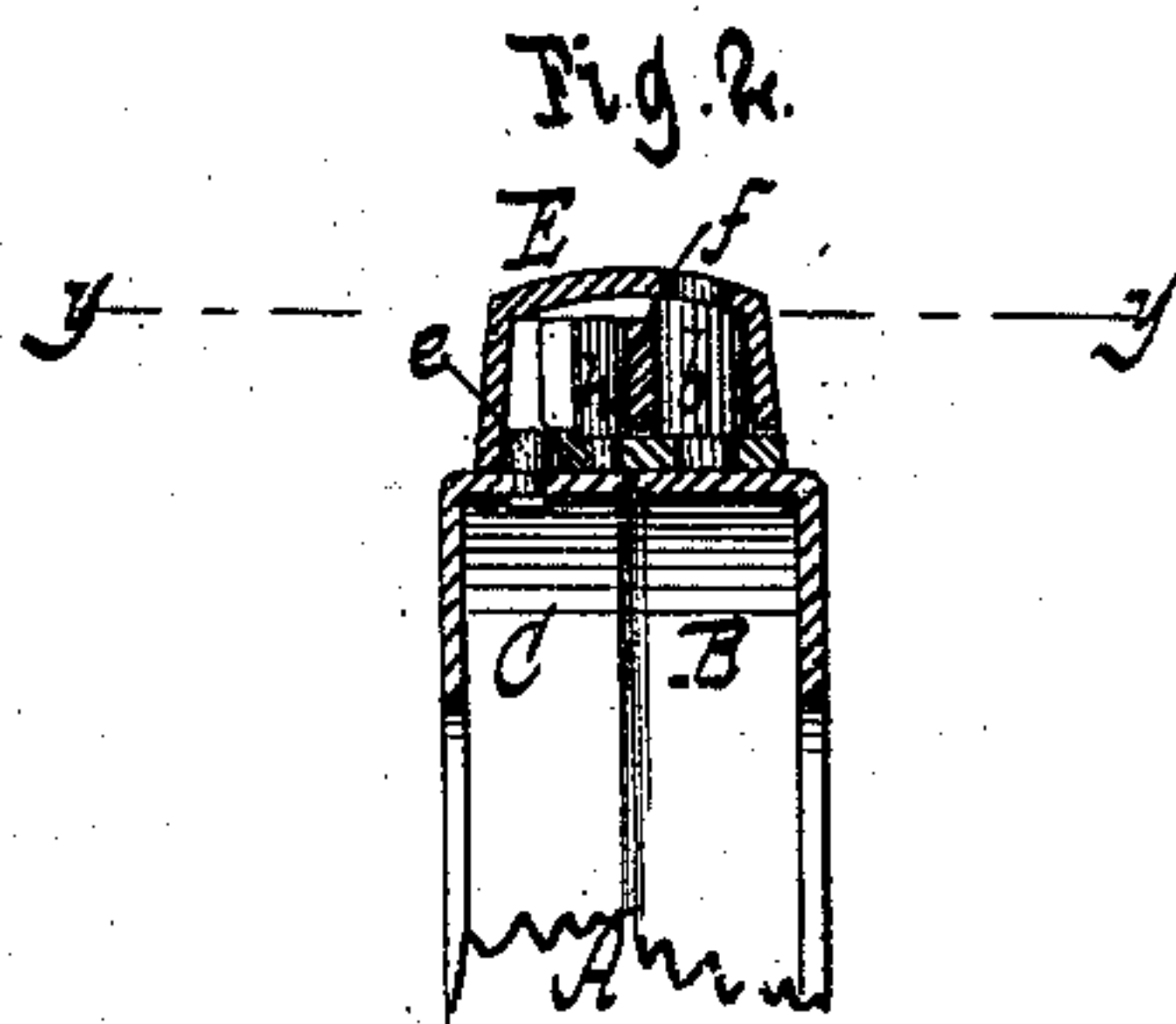
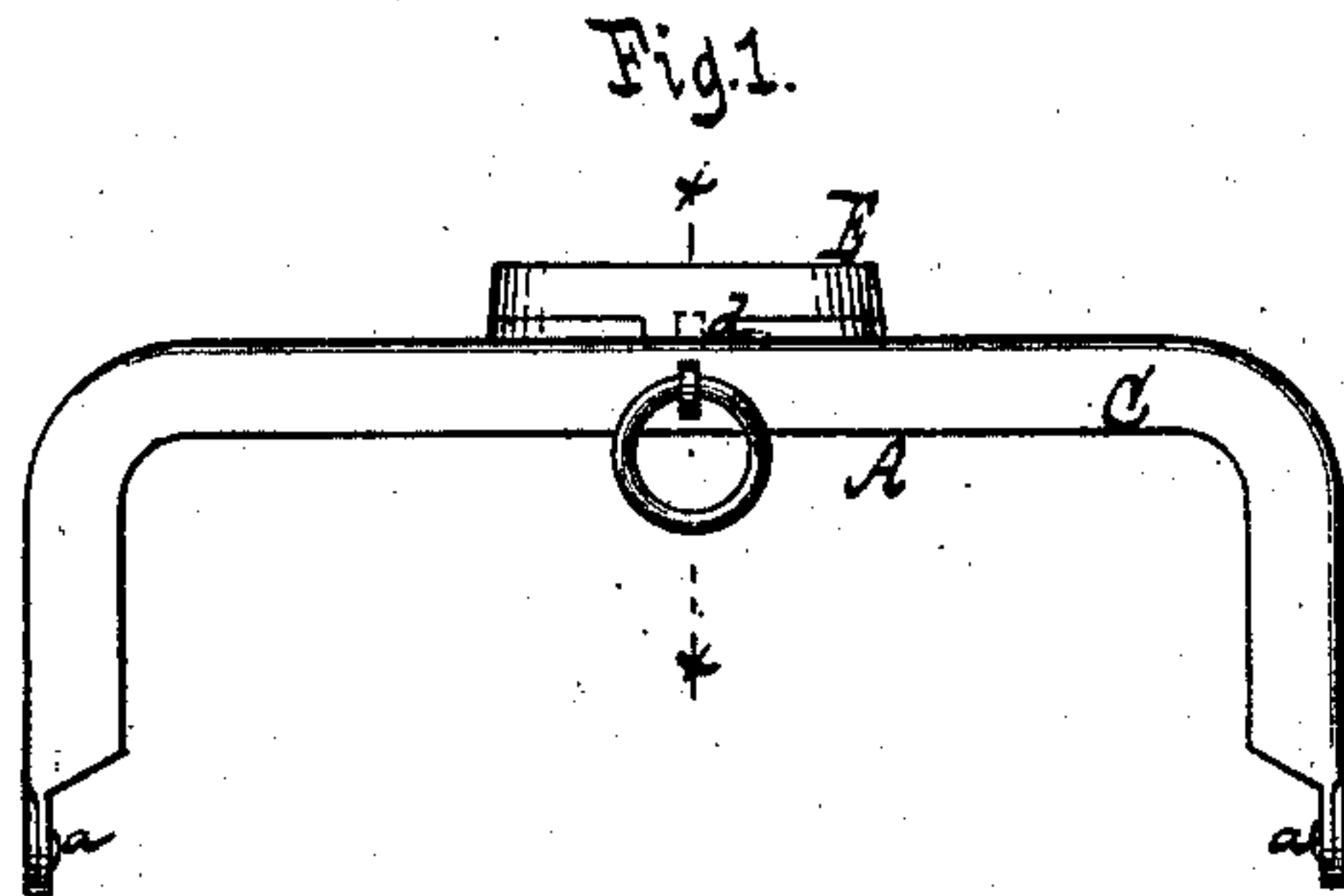


L. WOLF & M. LOEB.
Clasps for Pocket-Books, &c.

No. 207,089.

Patented Aug. 13, 1878.



Witnesses.
Otto Stupland
W. C. Hauff.

Inventors.
Leopold Wolf.
Marcus Loeb.

by
Van Santvoord & Hauff
their attys.

UNITED STATES PATENT OFFICE.

LEOPOLD WOLF AND MARCUS LOEB, OF NEW YORK, N. Y.

IMPROVEMENT IN CLASPS FOR POCKET-BOOKS, &c.

Specification forming part of Letters Patent No. **207,089**, dated August 13, 1878; application filed July 25, 1878.

To all whom it may concern:

Be it known that we, LEOPOLD WOLF, of the city, county, and State of New York, and MARCUS LOEB, of the city, county and State of New York, have invented a new and useful Improvement in Locks for Pocket-Books, Satchels, and other articles, which improvement is fully set forth in the following specification, reference being had to the accompanying drawing, in which—

Figure 1 represents a side view of our lock as applied to the frame of a pocket-book or satchel. Fig. 2 is a transverse section of the same on a larger scale than the previous figure, the plane of section being indicated by the line *xx*, Fig. 1. Fig. 3 is a horizontal section of the same when closed, in the plane *y y*, Fig. 2. Fig. 4 is a similar section of the same when open.

Similar letters indicate corresponding parts.

This invention consists in the combination of a swivel-button secured to one part of the article to be locked, a lip projecting from the edge of said swivel-button, a support provided with a recess to admit said lip, and a locking-pin secured to and projecting from the other part of the article to be locked and adapted to enter the recess of the support, so that by turning the swivel-button in one direction its lip catches over the locking-pin, thereby fastening together the two parts of the article to be locked, and by turning the swivel-button in the opposite direction the locking-pin is released and the pocket-book, satchel, or other article is free to be opened.

With the swivel-button and its support are combined a spring and a stud for retaining said button in its locking, and also in its unlocking, position.

In the drawing, the letter A designates the frame of a pocket-book or satchel, which is composed of two jaws, B C, connected by hinge-joints *a*. On the jaw B is firmly secured a plate, D, in which is fastened a stud, *b*, that forms the pivot of the swivel-button E. In the example shown in the drawing this pivot is situated in the middle of the length of said swivel-button; but the position of said pivot

may be changed without deviating from our invention.

In the supporting-plate D is a recess, *c*, Figs. 3 and 4, and from one edge of the swivel-button extends a lip, *d*, Fig. 1, which works in said recess. In the top of the jaw C is secured a locking-pin, *e*, which passes beneath the bottom edge of the swivel-button E and is adapted to enter the recess *c* in the supporting-plate D when the jaws are closed, being retained in this position by the lip *d* of the swivel-button when this button is turned to the position shown in Fig. 3.

In order to release the jaw C the swivel-button is turned to the position shown in Fig. 4, the recess *c* in the supporting-plate being of such a shape that it allows such motion.

The swivel-button E is made concave or hollow, and in its interior is placed a spring, *f*, provided with a rounded nose, *g*, which acts against a stud, *h*, fastened in the supporting-plate D.

By the combined action of the nose *g* and stud *h* the swivel-button is retained in either of the positions shown in Figs. 3 and 4, so that it is prevented from opening spontaneously when locked, or from turning when it is unlocked.

When our lock is applied to pocket-books, jewelry-cases, or other small articles, the locking-pin *e* may be made inclined at its face, so that it will snap beneath the lip *d* of the button E, and so that the button requires to be turned only for the purpose of opening the lock. In this case the spring *f* may be so arranged that it has a tendency always to return the button E to its locking position whenever said button has been moved from this position.

What we claim as new, and desire to secure by Letters Patent, is—

1. The combination, in a lock for pocket-books and other articles, of a swivel-button secured to one part of the article to be locked, a lip projecting from the edge of said swivel-button, a supporting-plate provided with a recess to admit said lip, and a locking-pin se-

cured to and projecting from the other part to be locked and adapted to enter the recess of the supporting-plate, all constructed and adapted to operate substantially as and for the purpose shown and described.

2. The combination, with the swivel-button E, its lip *c*, and locking-pin *e*, of a spring, *f*, acting against a stud, *h*, substantially as and for the purpose set forth.

In testimony that we claim the foregoing we have hereunto set our hands and seals this 23d day of July, 1878.

LEOPOLD WOLF. [L. S.]
MARCUS LOEB. [L. S.]

Witnesses:

W. HAUFF,
E. F. KASTENHUBER.