

A. ROEBER.
Bale-Tie.

No. 207,071.

Patented Aug. 13, 1878.

Fig. 1.

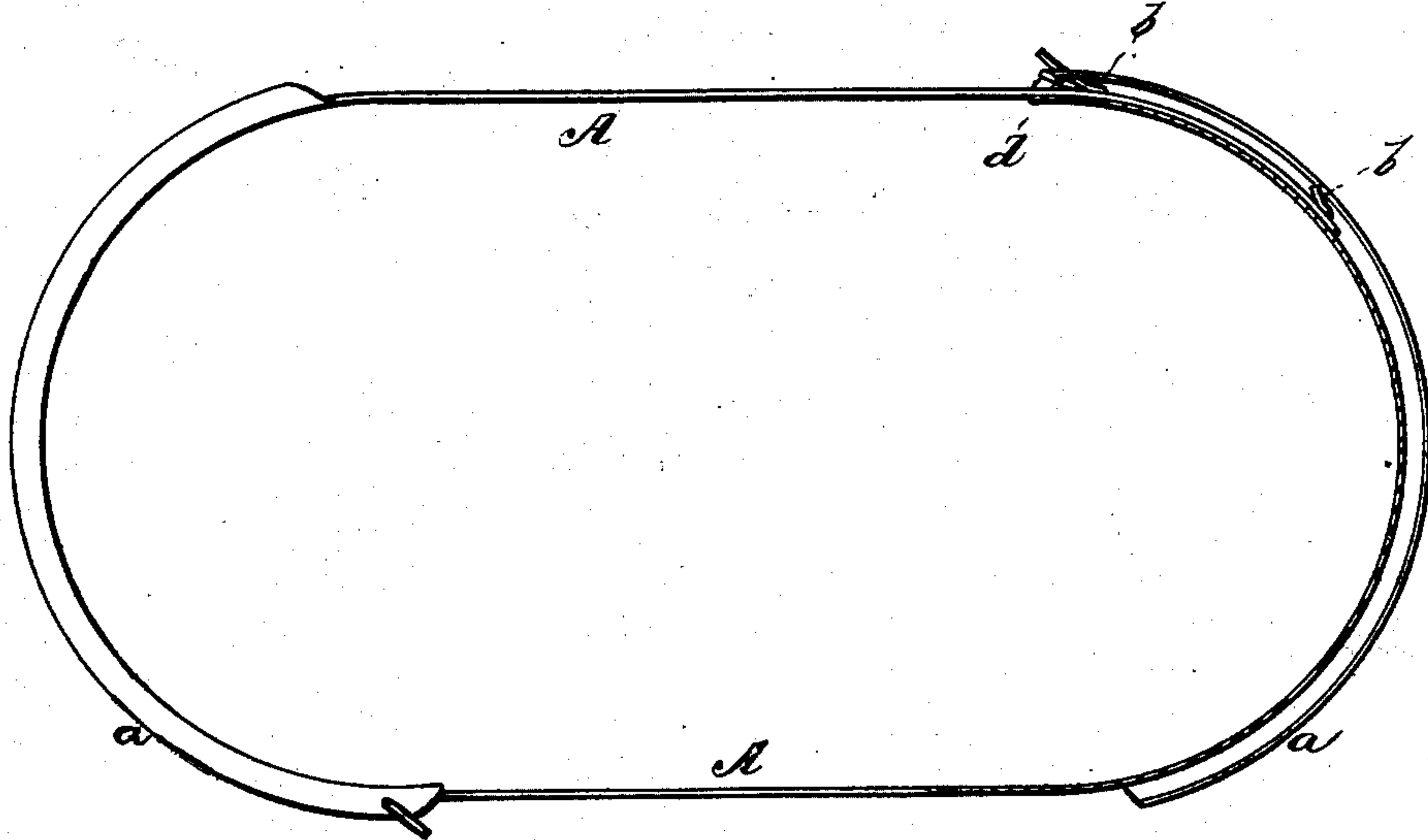


Fig. 2.

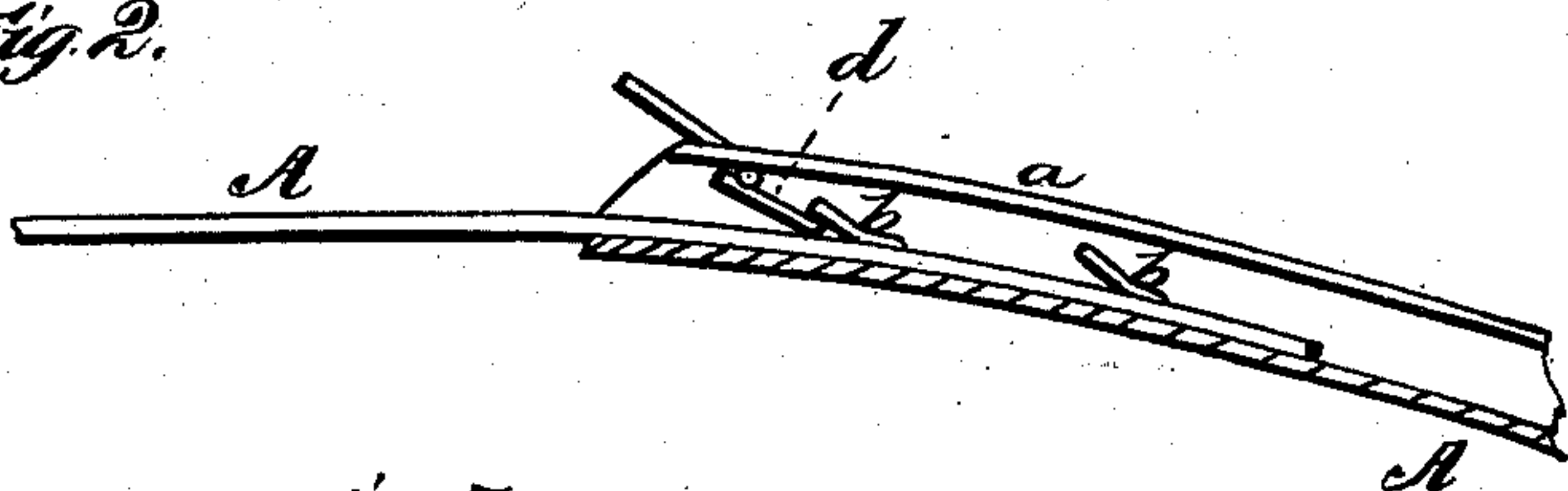


Fig. 3.

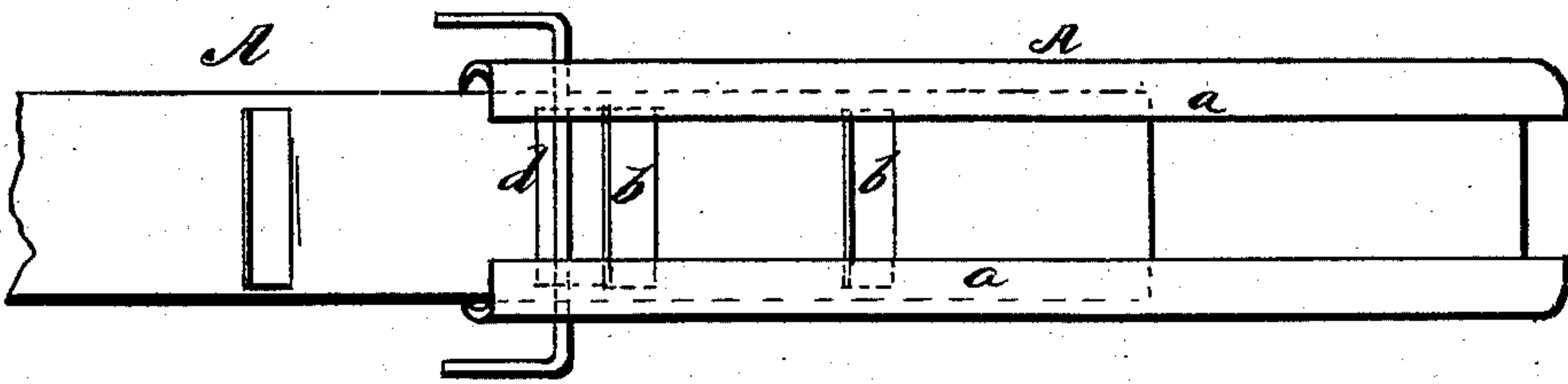


Fig. 4.



WITNESSES
Robert Emmett
Jas. J. Sheehy

INVENTOR.
Alexander Roebor.
By *Gilbert. Smith & Co.*
ATTORNEYS.

UNITED STATES PATENT OFFICE.

ALEXANDER ROEBER, OF WEIMAR, TEXAS.

IMPROVEMENT IN BALE-TIES.

Specification forming part of Letters Patent No. **207,071**, dated August 13, 1878; application filed July 20, 1878.

To all whom it may concern:

Be it known that I, ALEXANDER ROEBER, of Weimar, in the county of Colorado and State of Texas, have invented a new and valuable Improvement in Bale-Ties; and I do hereby declare that the following is a full, clear, and exact description of the construction and operation of the same, reference being had to the annexed drawings, making a part of this specification, and to the letters and figures of reference marked thereon.

Figure 1 of the drawings is a representation of a plan, part section, of my bale-tie. Fig. 2 is a sectional detail of the same. Fig. 3 is a side view, and Fig. 4 is a detail.

The nature of my invention consists in the construction and arrangement of a cotton-bale tie, as will be hereinafter more fully set forth.

The annexed drawing, to which reference is made, fully illustrates my invention.

My cotton-bale tie is made, preferably, of two straps, A A, of band-iron or other suitable material. Each strap A is formed for a suitable distance inward from one end with side flanges *a a*, which are bent upward and inward upon the outer surface of the strap to form a loop, in which the end of the other strap is inserted, as shown.

The plain end of each strap A is provided with a series of catches, *b b*, at suitable distances apart, said catches being formed of transverse lips or flanges, which may be either attached to the strap or they may be made by striking up the same from the body of the strap itself.

Between the inner ends of the side flanges

a a of each strap is pivoted a latch, *d*, under which the plain end of the other strap is passed; then, in drawing back, one of the catches *b* is caught upon the latch *d*, thus locking the two parts of the tie together. Both the single ends are thus bound in the loops and held securely by the first and second catches when the bale is pressed in the country. When the bale is then forwarded for compressing it is only necessary to push the parts of the tie together—which is the case in compressing—to about the last catch, and the bale will be at the regular size required in compress without the great expense in band-pulling machinery, labor, and time.

In place of the catches round holes may be made in the tie, and a pin or equivalent device be inserted, if desired.

While I prefer to make the tie in two parts, as described, it is evident that the tie may be made in one piece, with one end single and the other end provided with the side flanges to form the loop.

What I claim as new, and desire to secure by Letters Patent, is—

A bale-tie made in one or more pieces, A A, with side flanges *a a*, catches *b b*, and a pivoted latch, *d*, substantially as and for the purpose herein set forth.

In testimony that I claim the above I have hereunto subscribed my name in the presence of two witnesses.

ALEXANDER ROEBER.

Witnesses:

L. T. GAINES,
E. D. CARTER.