

C. M. NEUBAUER.
Fastening Device for Bird-Cage.

No. 207,063.

Patented Aug. 13, 1878.

Fig. 1.

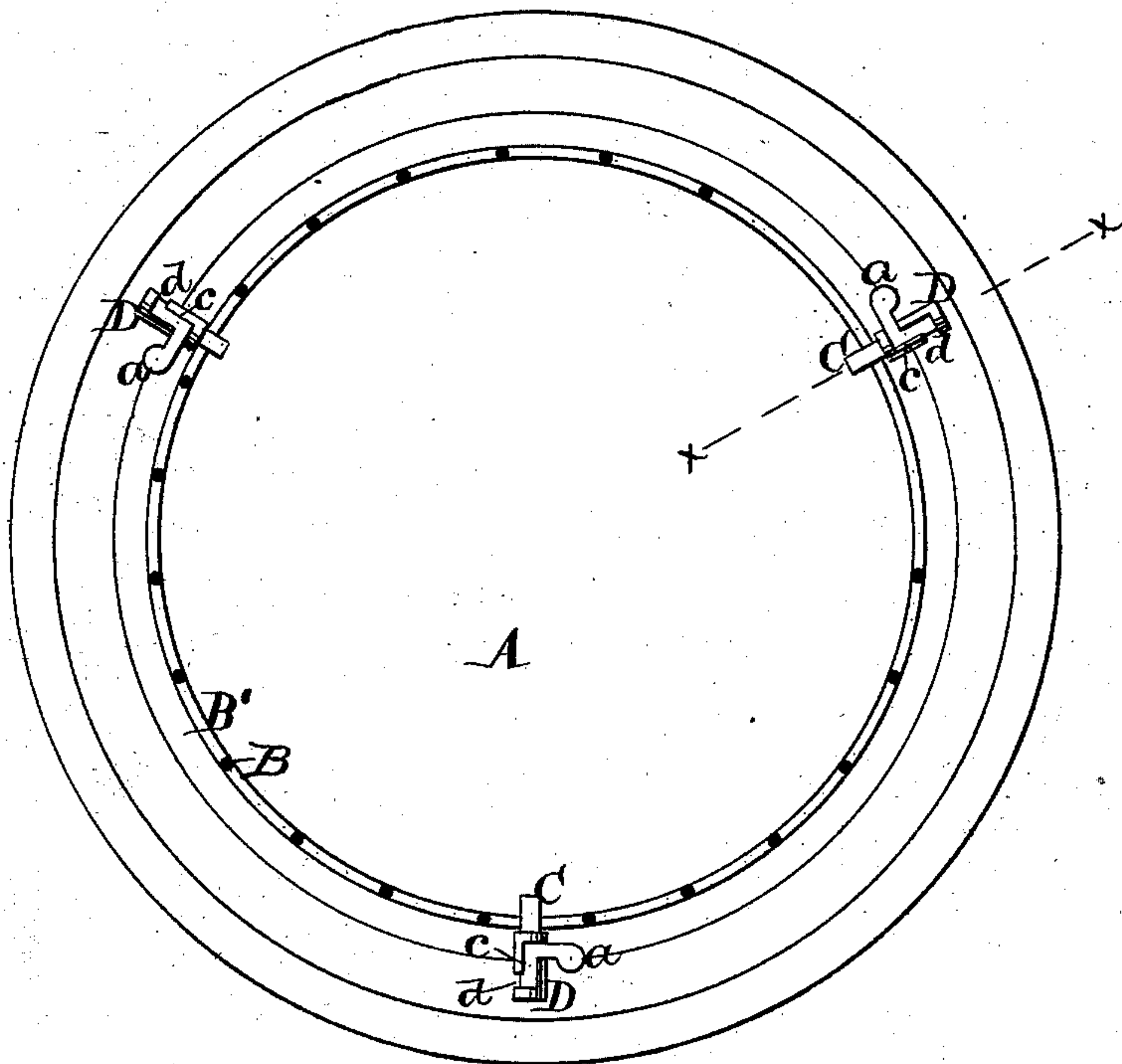


Fig. 2.

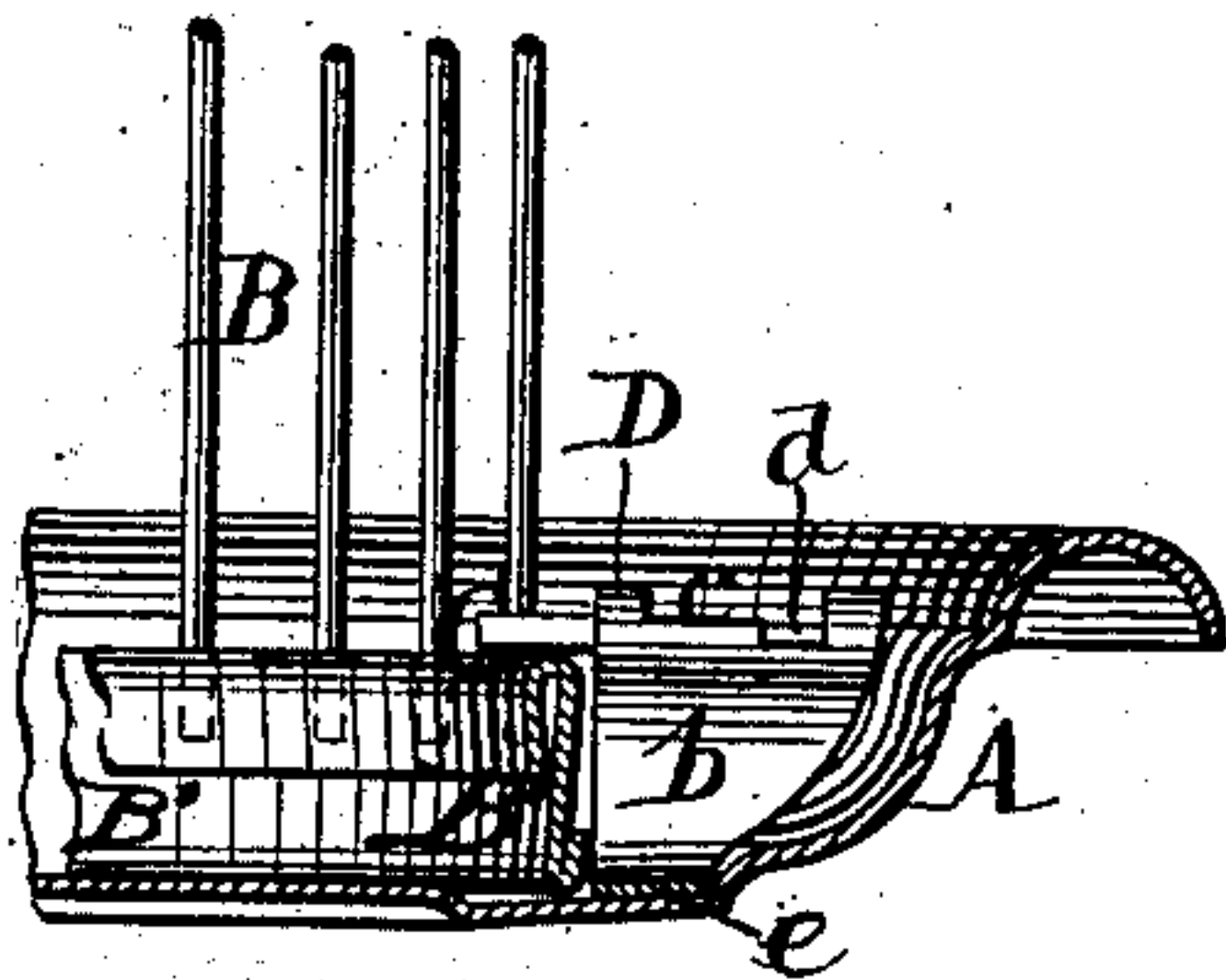


Fig. 3.

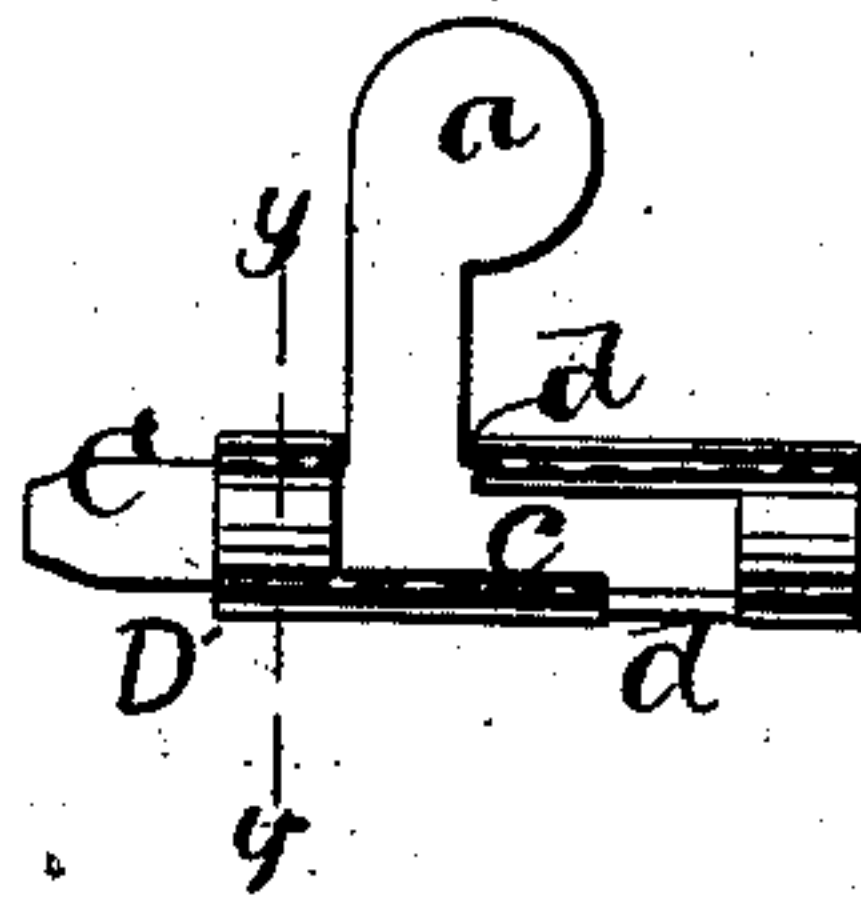
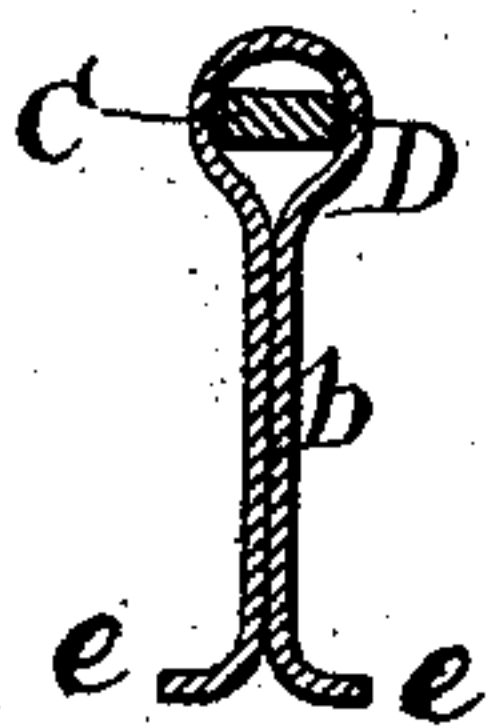


Fig. 4.



Witnesses.
Chas. Wahlers
W. C. Hauff

Inventor.
Chas. M. Neubauer
by his attys.
Van Santvoord & Hauff

UNITED STATES PATENT OFFICE.

CHARLES M. NEUBAUER, OF HOBOKEN, NEW JERSEY, ASSIGNOR TO MEYER
AND NEUBAUER, OF NEW YORK, N. Y.

IMPROVEMENT IN FASTENING DEVICES FOR BIRD-CAGES.

Specification forming part of Letters Patent No. **207,063**, dated August 13, 1878; application filed
July 10, 1878.

To all whom it may concern:

Be it known that I, CHARLES M. NEUBAUER, of Hoboken, in the county of Hudson and State of New Jersey, have invented a new and useful Improvement in Fastening Devices for Bird-Cages, which improvement is fully set forth in the following specification, reference being had to the accompanying drawing, in which—

Figure 1 represents a horizontal section of a cage containing my invention. Fig. 2 is a cross-section thereof in the plane $x x$, Fig. 1. Fig. 3 is a top view of the fastening device on a larger scale than in the previous figures. Fig. 4 is a cross-section thereof in the line $y y$, Fig. 3.

Similar letters indicate corresponding parts.

My invention relates to devices for fastening the body to the bottom or base of bird-cages; and it consists in a bird-cage body having a surrounding bottom rail, in combination with a detachable concave base provided with a novel construction of devices for securing the body and base together, all of which will be hereinafter particularly described, and pointed out in the claim.

In the drawing, the letter A designates the base or bottom, and B is the body of a bird-cage, the base being stamped out of sheet metal and the body being constructed of wire. With the base A are combined three (more or less) bolts, C, each of which has a lateral projection, a , to form a finger-piece, and which are fitted in tubular bearings D. These bearings are each formed by folding a metal web, b , so as to meet under a bolt, C, and to bend outward to form flanges or feet e , as shown in Fig. 4, which are soldered or otherwise secured to the base A, whereby the bolts C are brought to such a position that when the cage-body B is placed on the base and the bolts are moved inward the latter catch over the lower rail of the body, as shown.

By forming the bolt sheath or bearing in the manner described it will be seen that the

neck between the sheath or bearing and the flanges or feet e may be of any desired height to bring the bolt to a position to slide over the bottom rail of the cage.

In each of the tubular bearings D of the bolts is formed a slot, c , in which the finger-piece a of the bolts works, and at the opposite ends of this slot are formed lateral notches d , so that when the bolts are moved to their extreme inner or outer positions their finger-pieces a can be brought in either of these notches, whereby the bolts are locked in position.

I make the bolts C of flat form, whereby they are best adapted to hold the body of the cage in position.

I am aware of the patent to A. G. Hofstatter, dated April 15, 1873, No. 137,841, and I disclaim the construction of bolt therein shown, as it is not my invention, nor is it capable of being employed for holding the body of a bird-cage to its concave base, as in my invention; and, further, I am aware that the body of a bird-cage has been connected to the base by sliding bolts passing through upwardly-turned portion or rim of the base and over the lower ring of the cage-body, and such I disclaim.

What I claim as new, and desire to secure by Letters Patent, is—

A bird-cage body having a bottom rail, B', in combination with a detachable concave base, A, provided with the metallic webs b , each folded to meet below the bolt, in order to form tubular bolt-bearings D, and inclosing a reciprocating bolt, C, and having the outwardly-projecting flanges or feet e , substantially as described.

In testimony that I claim the foregoing I have hereunto set my hand and seal this 8th day of July, 1878.

CHAS. M. NEUBAUER. [L. S.]

Witnesses:

W. HAUFF,

E. F. KASTENHUBER.