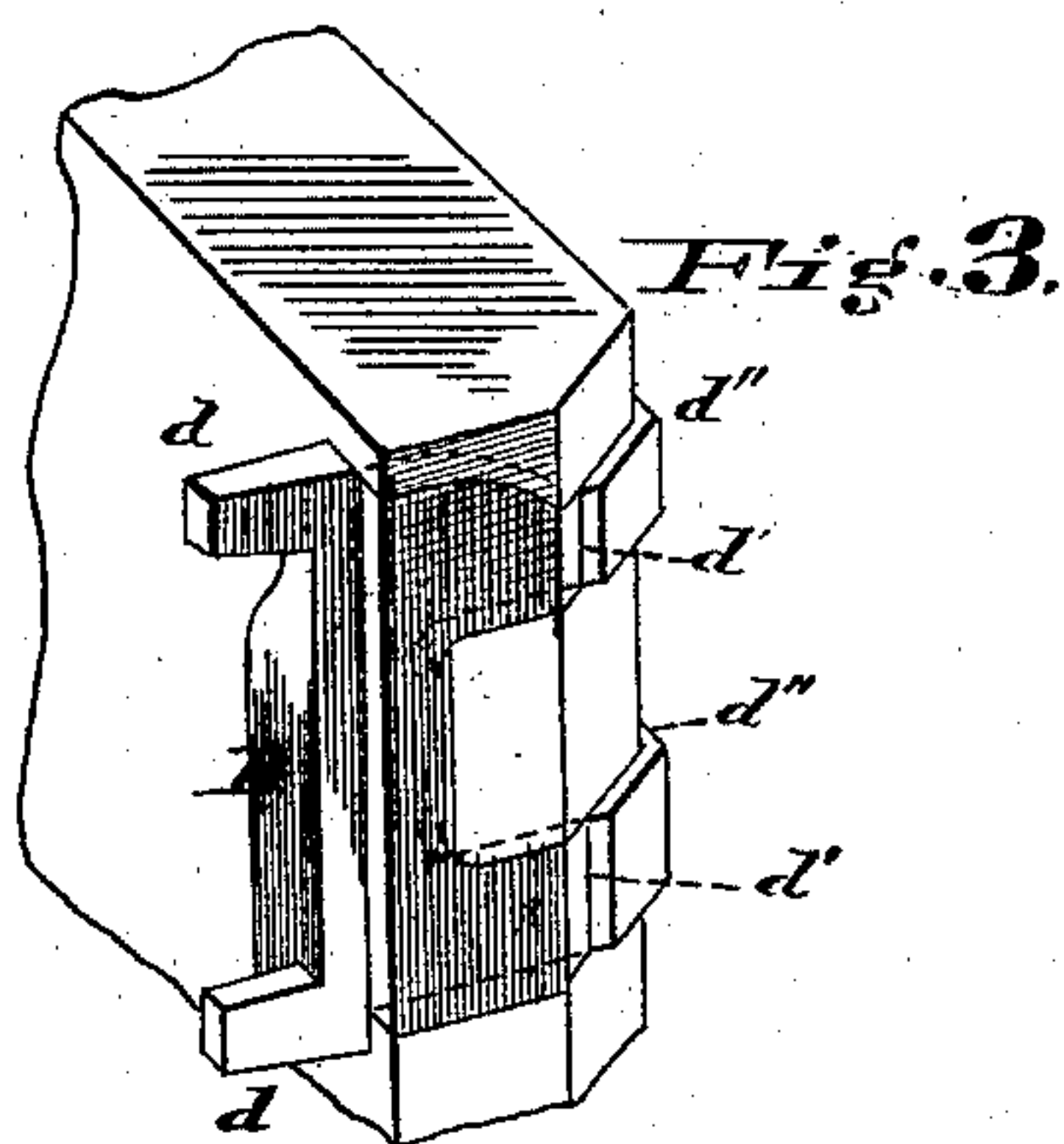
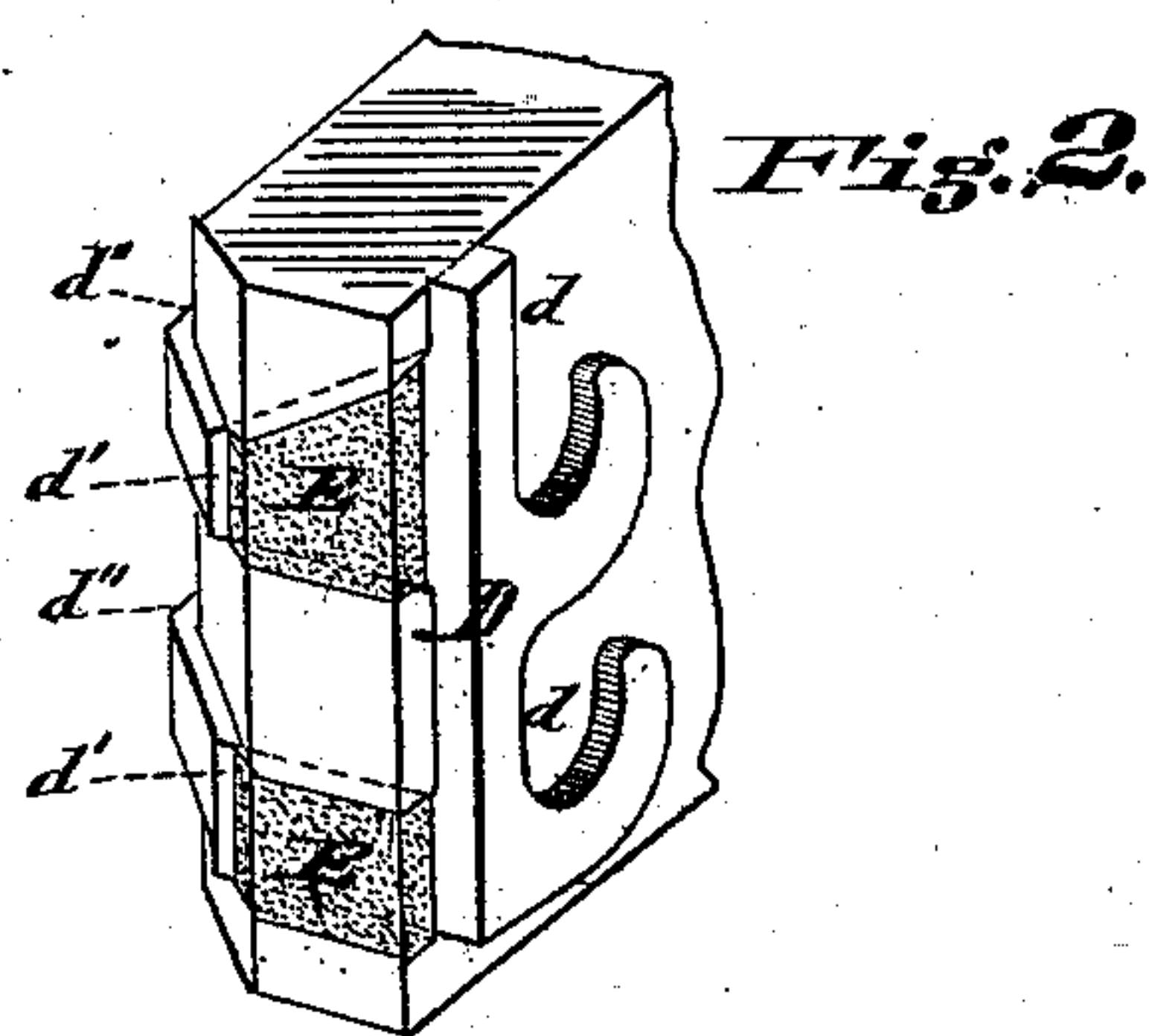
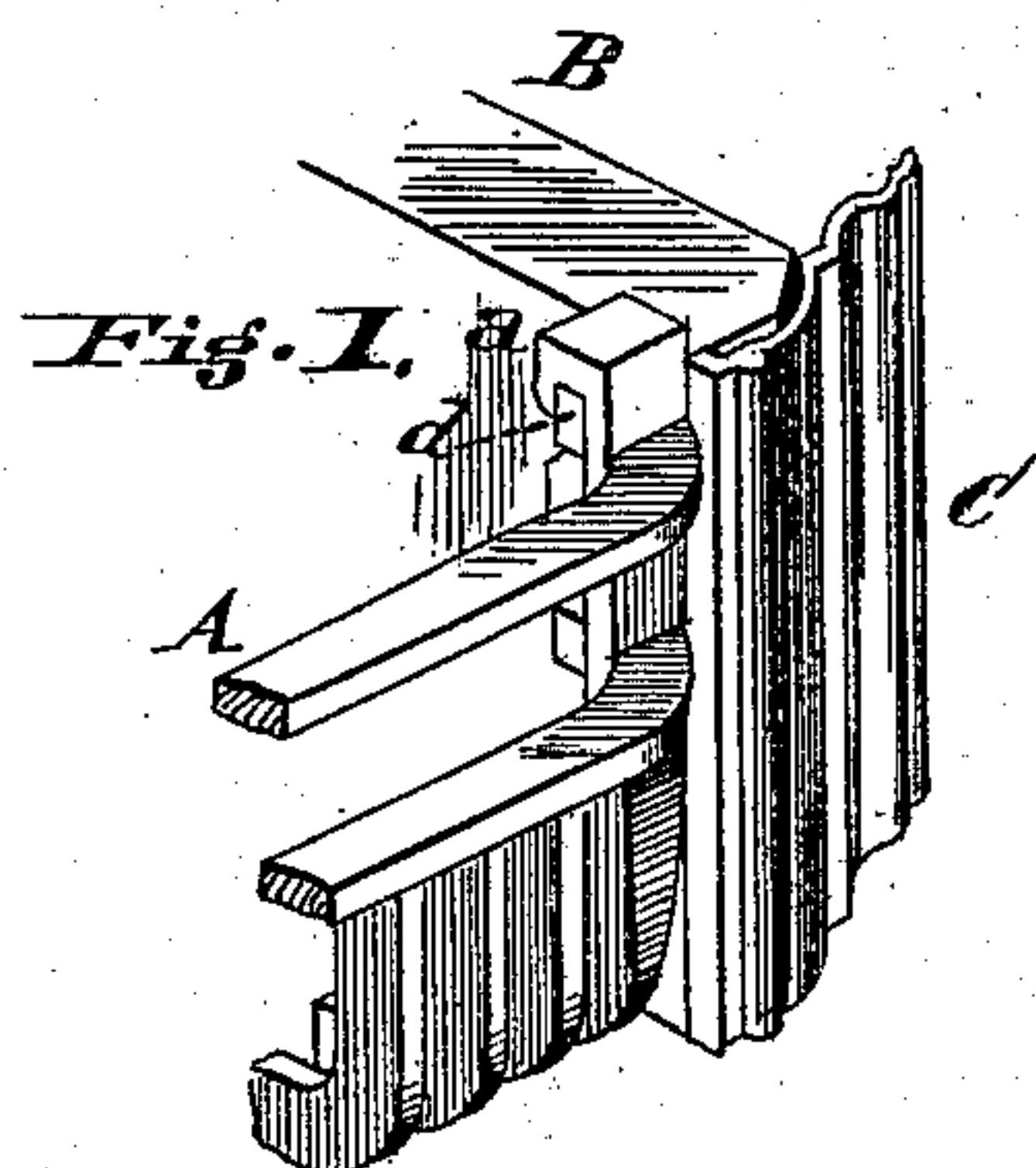


R. J. HOWDON & J. E. WOOD.
Grate-Holder.

No. 207,036.

Patented Aug. 13, 1878.



Attest
Edgar Cross
John E. Jones

Inventors
Robert J. Howdon &
Jonathan E. Wood
By Y. Millard
Attorney

UNITED STATES PATENT OFFICE.

ROBERT J. HOWDON, OF CINCINNATI, OHIO, AND JONATHAN E. WOOD, OF HUNTINGTON, WEST VIRGINIA, ASSIGNORS TO EUREKA CO-OPERATIVE FOUNDRY ASSOCIATION, OF CINCINNATI, OHIO.

IMPROVEMENT IN GRATE-HOLDERS.

Specification forming part of Letters Patent No. **207,036**, dated August 13, 1878; application filed October 2, 1876.

To all whom it may concern:

Be it known that we, ROBERT J. HOWDON, of Cincinnati, Hamilton county, State of Ohio, and JONATHAN E. WOOD, of Huntington, Cabell county, State of West Virginia, have invented an Improvement in Grate-Holders, of which the following is a specification:

The nature of our invention consists in the construction and arrangement of a grate-holder for fire-place grates, as will be hereinafter more fully set forth, and pointed out in the claim.

Referring to the accompanying drawings, Figure 1 is a perspective view of the grate-holder affixed near the front edge of a tile siding. Fig. 2 is a view of the same, constructed to receive an adjustable swinging basket, the non-conducting material being clearly shown. Fig. 3 is a view of the holder shown in Fig. 1.

A is the basket, which may be of any of the usual patterns. B represents the side wall of the fire-place, and C the cast-iron front. The latter is usually expensively enameled, and it is important to preserve this in its original purity of finish.

D represents our grate-holder. It is essentially provided with a projection, d , behind

which the hook or lug a of the basket may engage an extension, d^1 , to pass through the side wall, and a lateral lip or lips, d^2 , to effect a lodgment behind the outer face of the side wall, whether it be brick or tile.

A non-conducting material, E, (best shown in Figs. 2 and 3,) is interposed between the fire-place front and the grate-holder, so that the heat absorbed by the latter will not be transmitted to the fire-place front.

For each grate two of these holders are required—a right-hand and a left-hand—and when they are affixed in place, the basket is hung over them in the ordinary way.

We claim—

The grate-holder D, constructed, as described, with projection d , extension d^1 , and lateral lips d^2 , in combination with the jamb B, non-conductor E, and basket A, all substantially as and for the purposes herein set forth.

In testimony of which invention we hereunto set our hands.

ROBERT J. HOWDON.
JONATHAN E. WOOD.

Witnesses:

J. L. WARTMANN,
P. G. WEATHERBY.