

A. F. FULLER.
Blind-Stop.

No. 207,026

Patented Aug. 13, 1878.

Fig. 1.

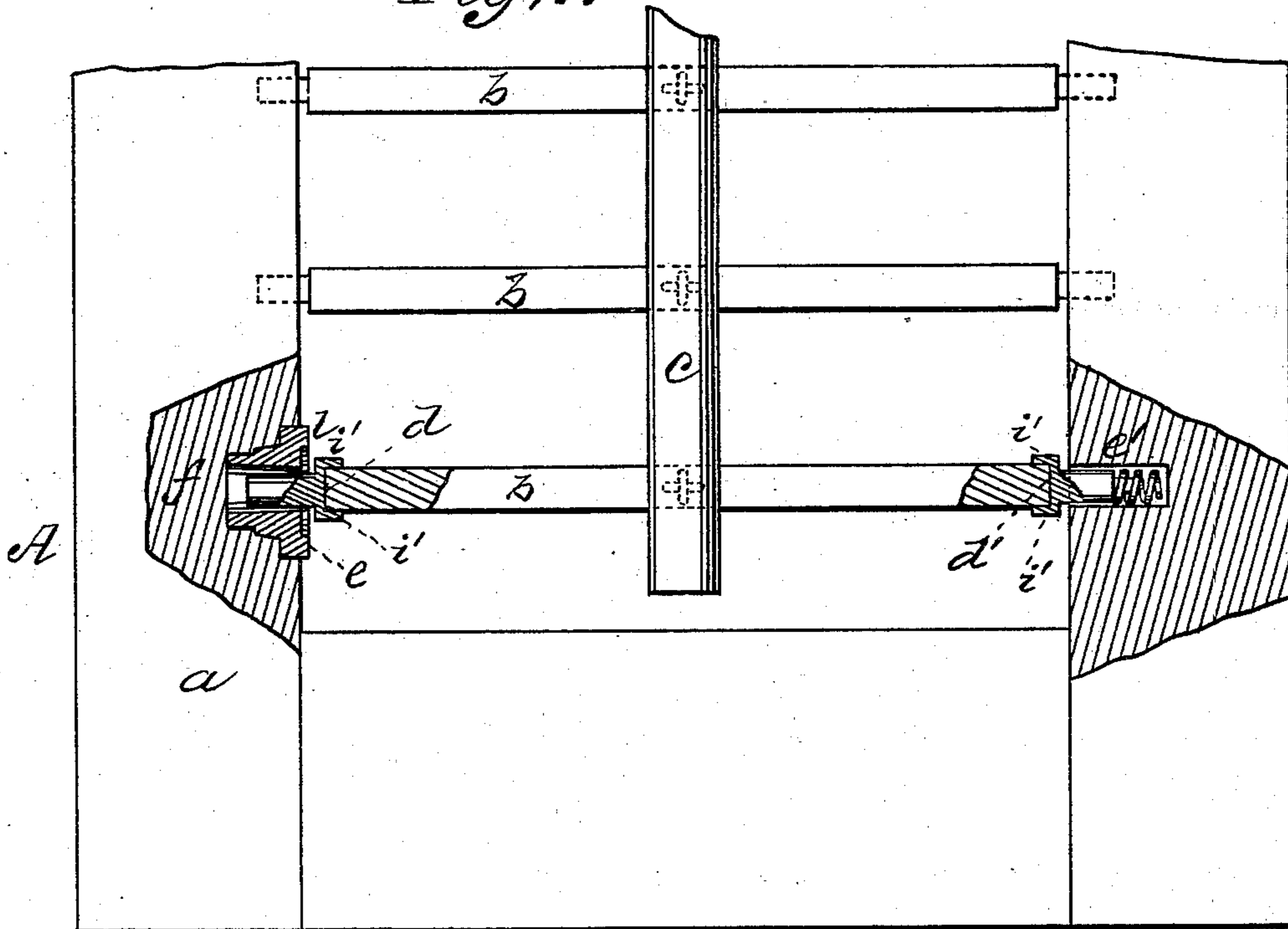


Fig. 2.

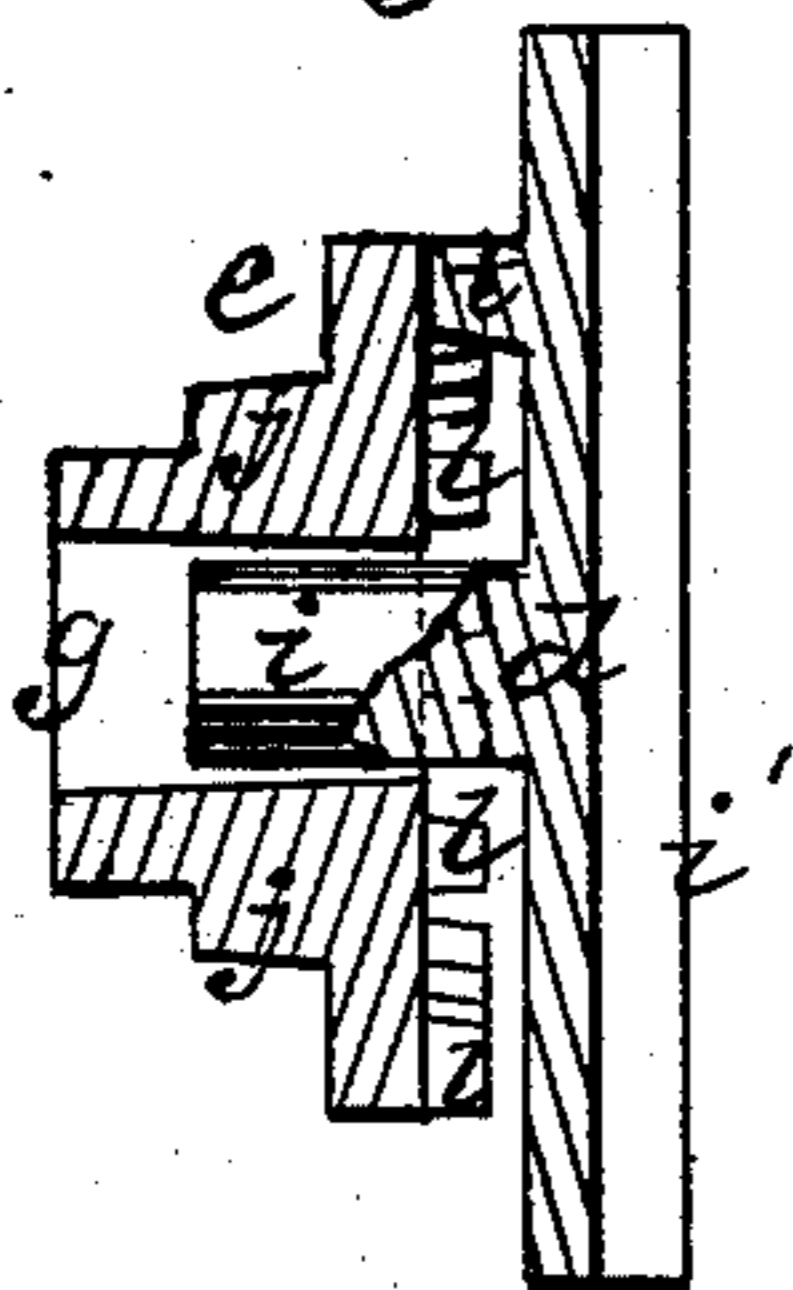


Fig. 3.

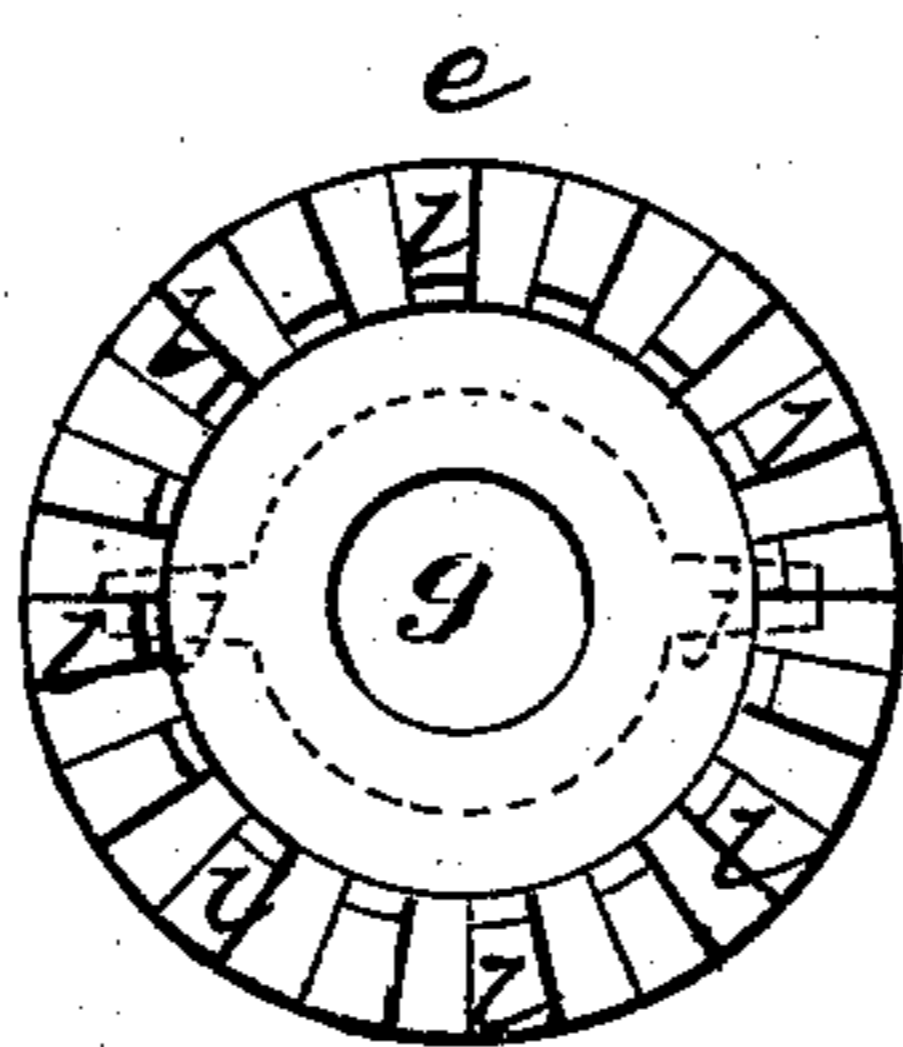
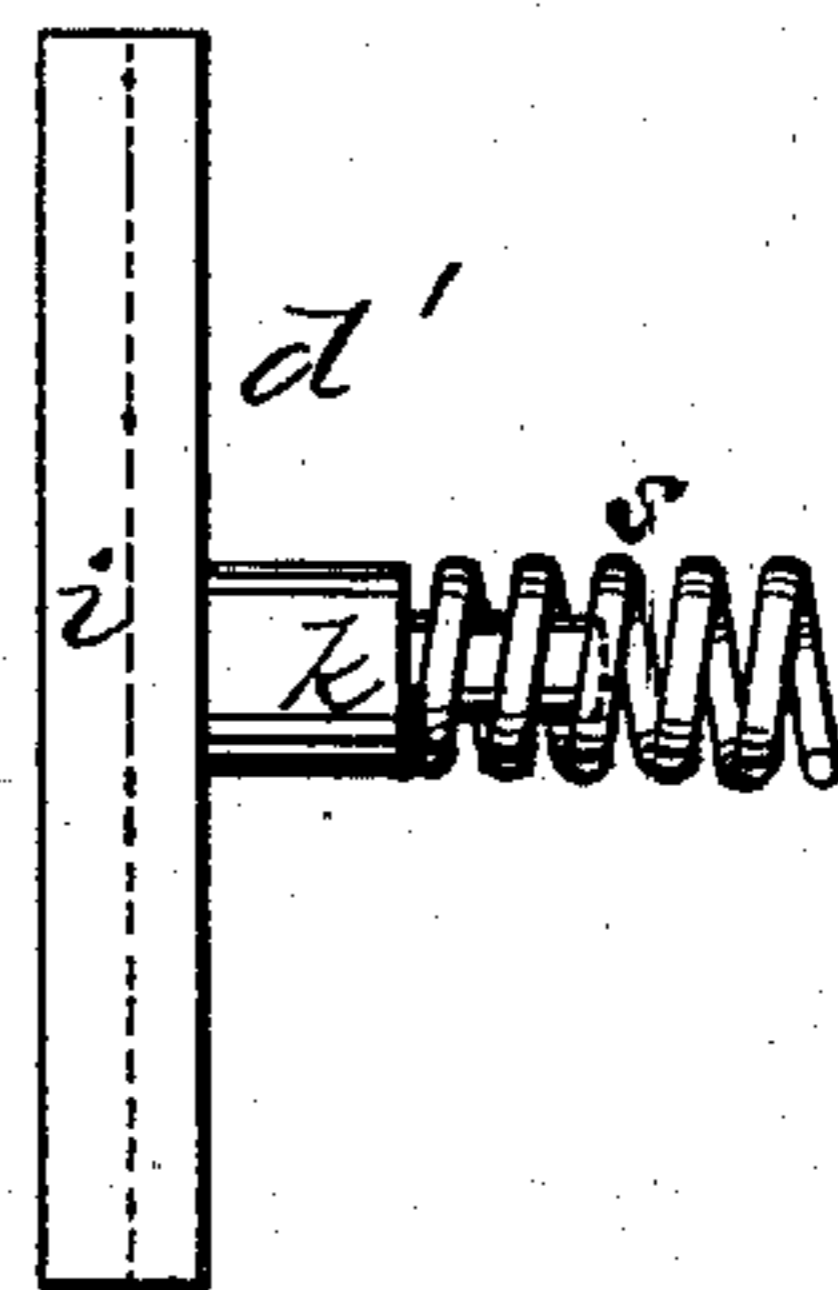


Fig. 4.



WITNESSES

Villette Anderson.
F. J. Chas.

INVENTOR

Albert F. Fuller.
by E. W. Anderson.

ATTORNEY

UNITED STATES PATENT OFFICE.

ALBERT F. FULLER, OF PROVIDENCE, RHODE ISLAND.

IMPROVEMENT IN BLIND-STOPS.

Specification forming part of Letters Patent No. 207,026, dated August 13, 1878; application filed July 20, 1878.

To all whom it may concern:

Be it known that I, ALBERT F. FULLER, of Providence, in the county of Providence and State of Rhode Island, have invented a new and valuable Improvement in Blind-Slat Holders; and I do hereby declare that the following is a full, clear, and exact description of the construction and operation of the same, reference being had to the annexed drawings, making a part of this specification, and to the letters and figures of reference marked thereon.

Figure 1 of the drawings is a representation of a front view of my invention, partly in section, and Figs. 2, 3, and 4 are details.

This invention has relation to improvements in slat-holders.

The object of the invention is to devise a slat-holder which will allow the slats to be adjusted at any desired angle to exclude the sun and rain and admit light and air; and the nature of the invention consists in the combination, with a shutter-frame, having its slats connected together, and provided upon its inner edges with a recess and a bearing-plate ratcheted in circular form opposite each other, of an endwise-movable slat, having end journal-plates engaging said plate and recess by means of a journal, and provided, the one with a tooth engaging the ratchet-plate, and the other with a spring, as will be hereinafter more fully set forth.

In the annexed drawings, A represents a blind or shutter composed of a frame, *a*, vibrating slats *b*, and a rod, *c*, pivoted thereto in the usual way, and causing the slats to open or close in upon each other. At each end of the lowest slat *b* or, if most convenient, on any other slat, are secured the metallic journal-plates *d d'*, having their bearings, respectively, in a circular rack, *e*, recessed into the side *f* of the frame, and in a recess, *e'*, formed at the other side thereof. These journal-plates have flanges *i'* upon their edges, between which the ends of the slats are received, and they are nailed, screwed, or otherwise secured

to the same. The rack-plate *e* has on its face a number of circularly-arranged radial teeth, *l*, and is provided with a central sleeve, *g*, affording bearings to the journal *i* of plate *d*, and having wings or offsets *j*, that, being received in corresponding recesses in the frame, hold the said rack against rotation.

Plate *d* has upon its face next the frame a single tooth, *t*, that, when in engagement with the rack aforesaid, holds the slats against casual rotation. The plate *d'* has a rabbeted journal, *k*, and around the rabbet is coiled a spring, *s*, of the same diameter as the said journal *k*. As shown in Fig. 4, the spring projects beyond the rabbet, and when in recess *e'* its free end bears against its bottom. The slat upon which these attachments are placed is less in length than the width of the frame; consequently it has slight endwise movement therein, which allows the spring *s* to be compressed and the tooth *t* to be disengaged from the rack-plate. The slats may then be turned to any desired position, and the lock-slat being then released, the recoil of spring *s* engages the tooth *t* with the ratchet, and thus holds the slats to their adjustment. The tooth aforesaid is readily disengaged from the ratchet by catching hold of the rod *c* and then pushing the slat toward the frame side, or the slat may be provided with a small button for the purpose.

What I claim as new, and desire to secure by Letters Patent, is—

The combination, with the shutter-frame *a*, having circular rack-plate *e* and opposite recess *e'*, of an endwise-movable slat, having end plates *d d'*, provided, respectively, with journal *i* and tooth *t*, and the rabbeted journal *k* and spring *s*, substantially as specified.

In testimony that I claim the above I have hereunto subscribed my name in the presence of two witnesses.

ALBERT FRANCIS FULLER.

Witnesses:

EZRA D. FOGG,
GILMAN E. JOPP.