

S. PORTER.

Clasp for Supporting Garments.

No. 206,896.

Patented Aug. 13, 1878.

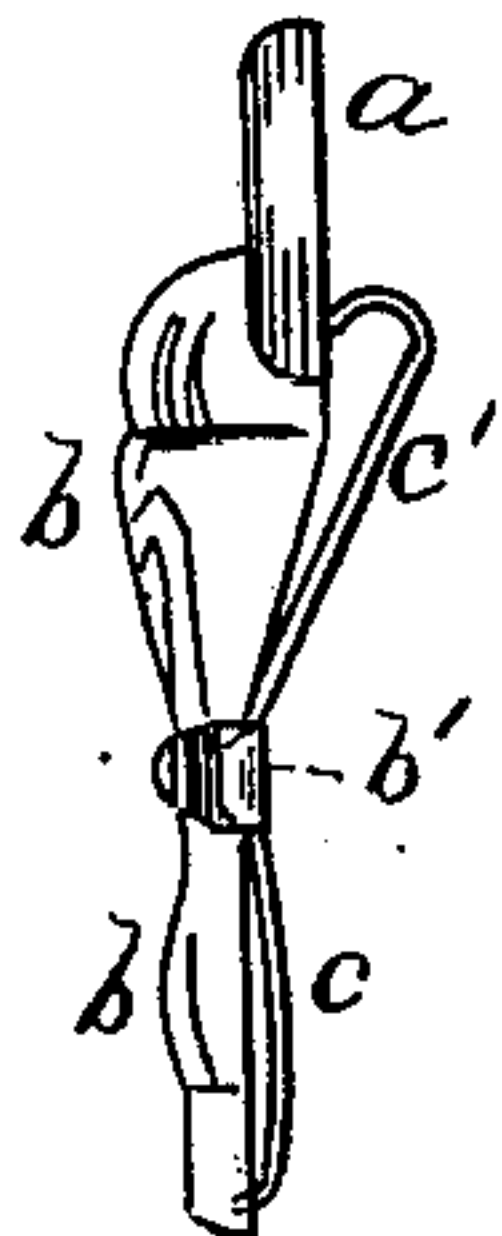


FIG. 1.

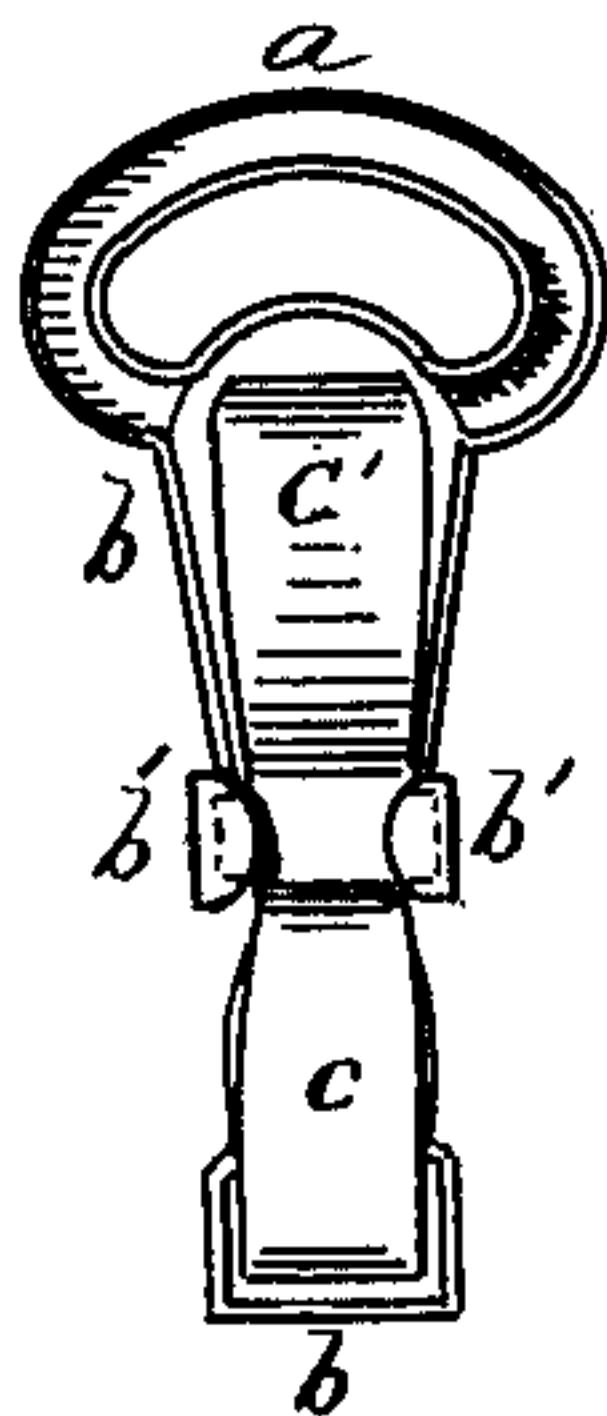


FIG. 2.

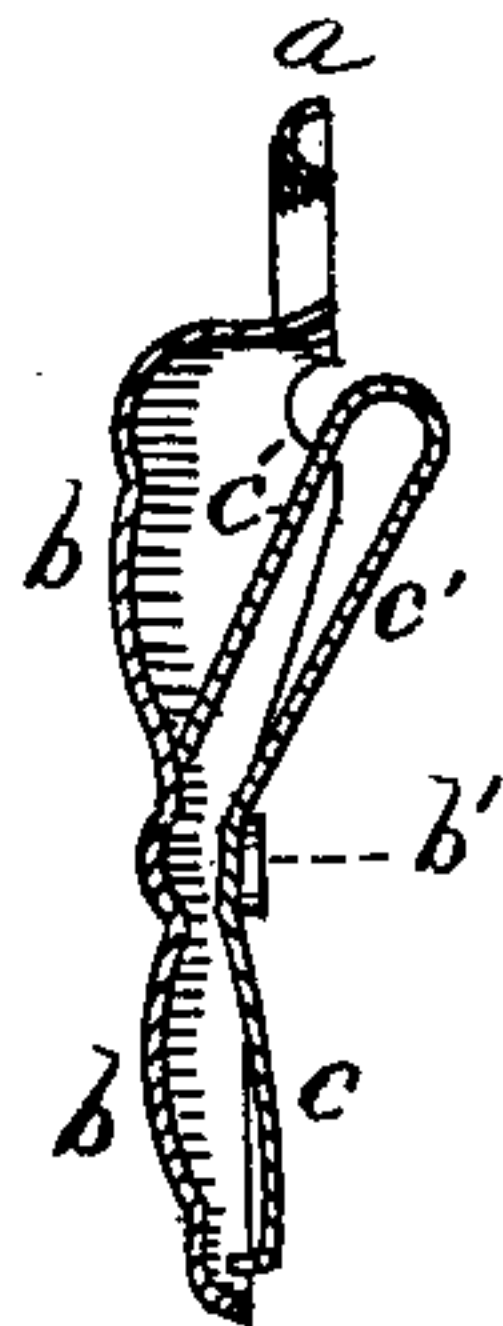


FIG. 3.

WITNESSES

B. M. Williams

Stephen Porter

INVENTOR

By his attys.

John E. Fremming

Henry W. Williams

UNITED STATES PATENT OFFICE.

STEPHEN PORTER, OF BOSTON, ASSIGNOR TO MARTIN W. CARR, OF
SOMERVILLE, AND HIRAM W. BROOKS, OF CAMBRIDGE, MASS.

IMPROVEMENT IN CLASPS FOR SUPPORTING GARMENTS.

Specification forming part of Letters Patent No. **206,896**, dated August 13, 1878; application filed
January 2, 1878.

To all whom it may concern:

Be it known that I, STEPHEN PORTER, of Boston, in the county of Suffolk and State of Massachusetts, have invented a new and useful Improvement in Clasps for Supporting Garments and other purposes, which improvement is fully set forth in the following specification and accompanying drawing, in which—

Figure 1 is a side elevation of a clasp embodying my invention. Fig. 2 is a rear elevation of the same. Fig. 3 is a vertical section of the same.

Similar letters of reference indicate corresponding parts.

This invention is a clasp intended for holding or securing stockings, napkins, garments, or materials of any kind where it will be of use.

The device consists of two jaws, *b* and *c*. *b* is a stationary outer jaw, and is provided with a ring or loop, *a*, to which a tape or similar connecting device may be attached. *c* is the inner jaw or spring-jaw. This jaw *c* is secured to the jaw *b* by means of two projecting clamps, *b'*, which are of a piece with, and extend from, the jaw *b*, and are bent around the edges of the jaw *c*, thus holding the jaws together at that point and forming a fulcrum or pivot upon which the jaw *c* opens and shuts.

It is not new to provide a stocking-supporting clasp having an inner and outer jaw similar at their lower or clasping ends to the jaws

b and *c*. Such jaws have been before described, and have been held apart at their upper ends by an independent U-shaped spring placed between them.

In this present invention I save all the expense and complication created by the use of such a spring by means of my spring-jaw *c*, which bends outward, when it reaches the clamps *b'*, into the spring shape *c'*, bending back and lying against the inside of the jaw *b*. Thus the spring and inner jaw are one and the same piece, saving considerable expense and time in manufacture, and the whole clasp consists of but two pieces.

The method of opening the jaws is, of course, to pinch them together at the upper ends.

Having thus fully described my improvement, what I claim, and desire to secure by Letters Patent, is—

1. The combination of the jaws *b c*, the latter turned inward from the top, forming the spring *c'*, the end of which rests against the inner portion of the jaw *b*, all substantially as and for the purpose stated.

2. The combination of the jaws *b* and *c*, the former provided with clamps or ears, which encircle or hold the latter, all substantially as and for the purpose set forth.

STEPHEN PORTER.

Witnesses:

HENRY W. WILLIAMS,
B. W. WILLIAMS.