

J. S. LESTER.
Hoe.

No. 206,802.

Patented Aug. 6, 1878.

Fig. 1.

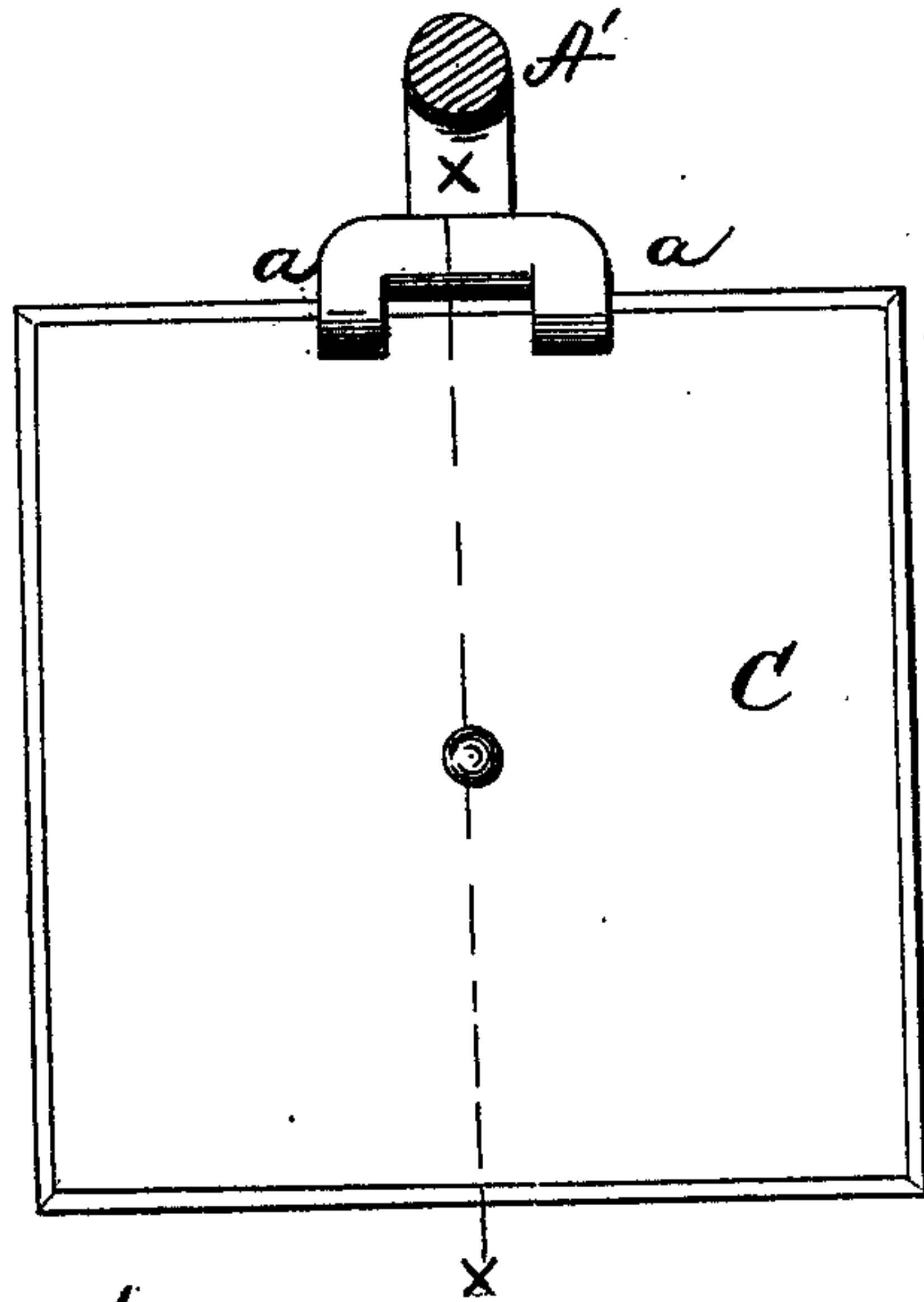


Fig. 2.

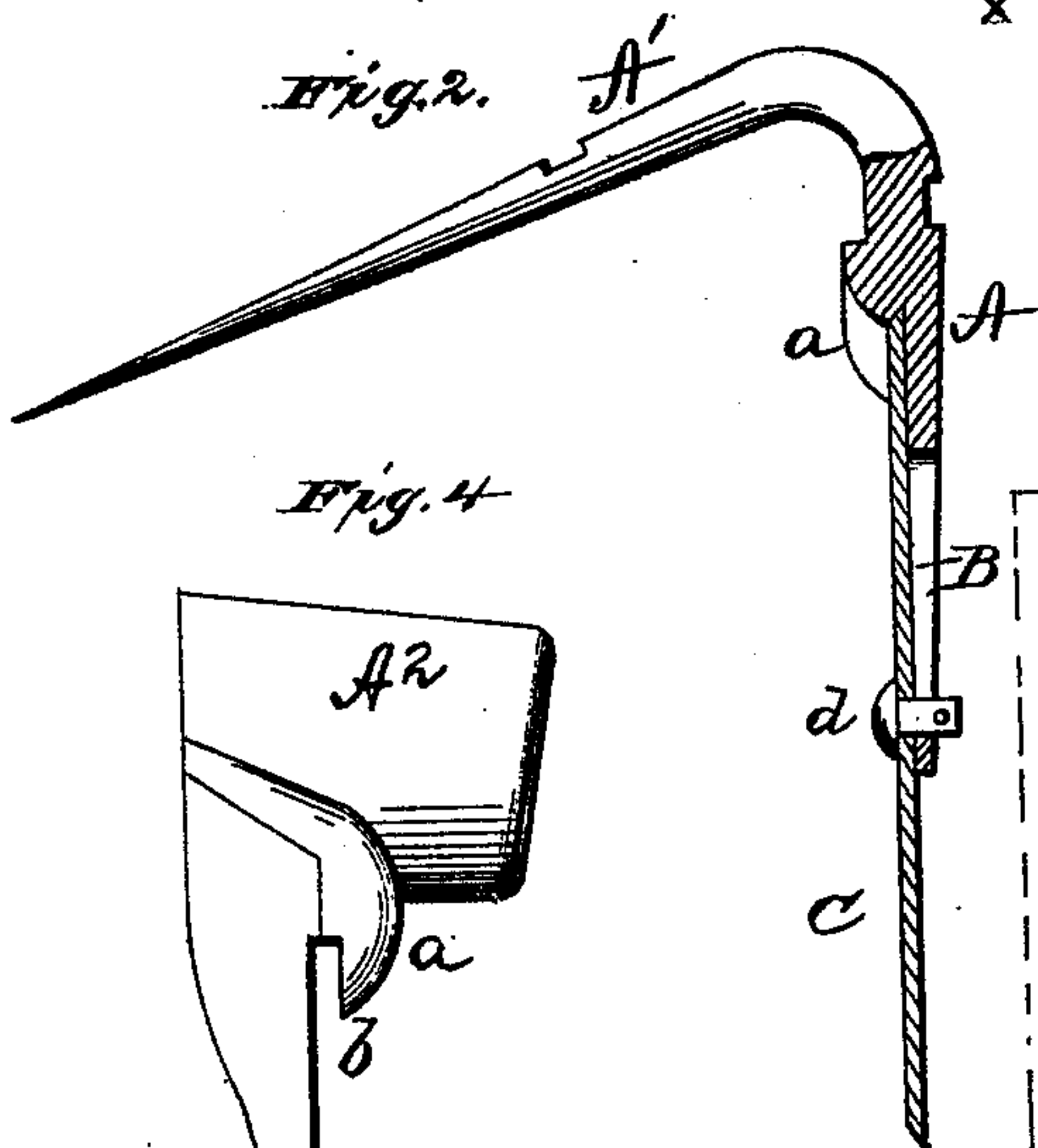


Fig. 3.

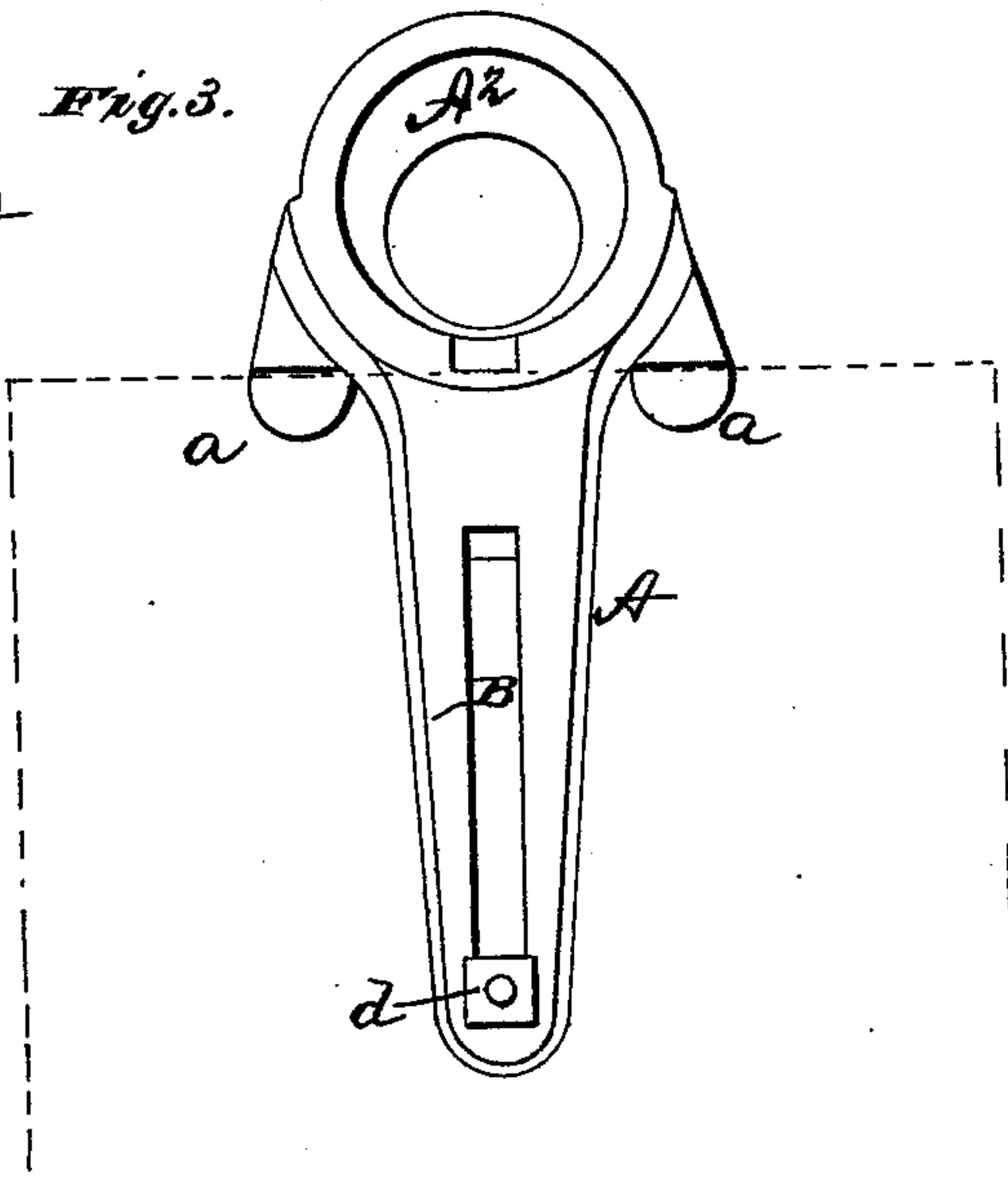
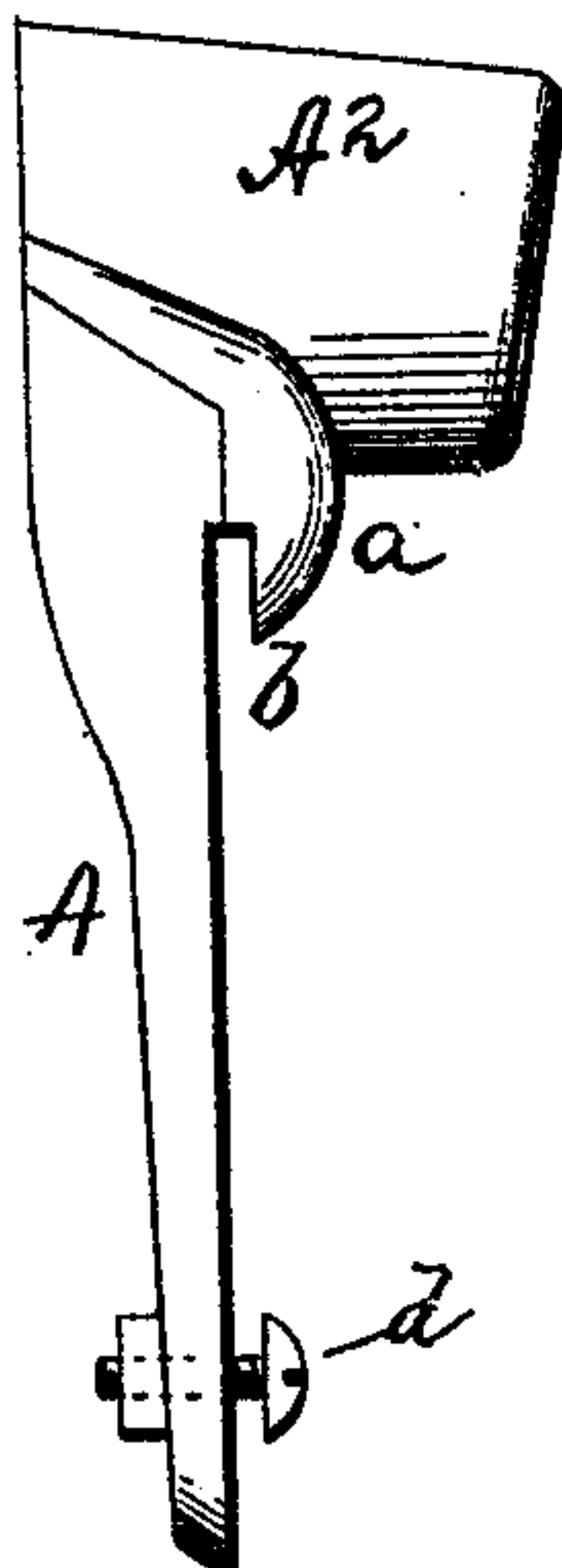


Fig. 4.



WITNESSES
P. L. Ouraud
H. Aubrey Toulmin

BY

Jas S. Lester
Alexander Mason
ATTORNEYS

UNITED STATES PATENT OFFICE.

JAMES S. LESTER, OF ATLANTA, GEORGIA.

IMPROVEMENT IN HOES.

Specification forming part of Letters Patent No. **206,802**, dated August 6, 1878; application filed July 10, 1878.

To all whom it may concern:

Be it known that I, JAMES S. LESTER, of Atlanta, in the county of Fulton, and in the State of Georgia, have invented certain new and useful Improvements in Hoes for Field or Garden Use; and do hereby declare that the following is a full, clear, and exact description thereof, reference being had to the accompanying drawings, and to the letters of reference marked thereon, making a part of this specification.

My invention consists in the construction of a farm or garden hoe, as hereinafter more fully set forth.

The peculiar feature of the invention consists of a metallic clasp for connecting a hoe-blade of any size and allowing the same to be reversed at will.

In the accompanying drawings, forming a part of this specification, Figure 1 represents a front elevation of a square hoe-blade secured to the clasp. Fig. 2 represents a vertical section taken through line *xx* of Fig. 1. Fig. 3 represents a back view of the clasp provided with an eye for connecting the hoe-handle, and Fig. 4 represents a side elevation of the same.

So far as my invention is concerned, it is immaterial whether the clasp is provided with an eye for the insertion of the handle, as shown in Figs. 3 and 4, or whether the clasp is provided with a shank for inserting into the end of the handle, as seen in Figs. 1 and 2.

The clasp is composed of a metallic bar, A, having an elongated slot, B, on its main portion. Upon each side of the bar A, near the top, are two projecting lips, *a a*, which are

slightly removed from the bar, so as to leave a space, *b*, of the thickness of the hoe-blade. The top of the bar A may be either provided with the shank A¹ or the eye A² for connection with the hoe-handle.

C represents a square hoe-blade having four cutting-edges, as seen. This blade is connected to the clasp by passing one edge in the space *b*, so that the body A of the clasp will be on the back of the blade and the two lips *a a* will project over the front of the same, as shown in Figs. 1 and 3.

A bolt, *d*, is passed through the slot B in clasp, and through an opening in the blade, and there secured by a nut or a key, so as to firmly hold the blade to the clasp.

By means of the slot B in the clasp any size or shape of hoe-blade can be attached, and as the blade C becomes worn on one edge it can be reversed and secured to the clasp, as before.

Having thus fully described my invention, what I claim is—

1. The slot B in the clasp for the passage of the bolt to secure any size of hoe-blade, substantially as set forth.

2. The combination of the clasp A, provided with elongated slot B and lips *a a*, the adjustable bolt *d*, and the detachable hoe-blade, all substantially as set forth.

In testimony that I claim the foregoing I have hereunto set my hand this 1st day of June, 1878.

JAMES S. LESTER.

Witnesses:

W. H. TURNER,
N. R. FOWLER.