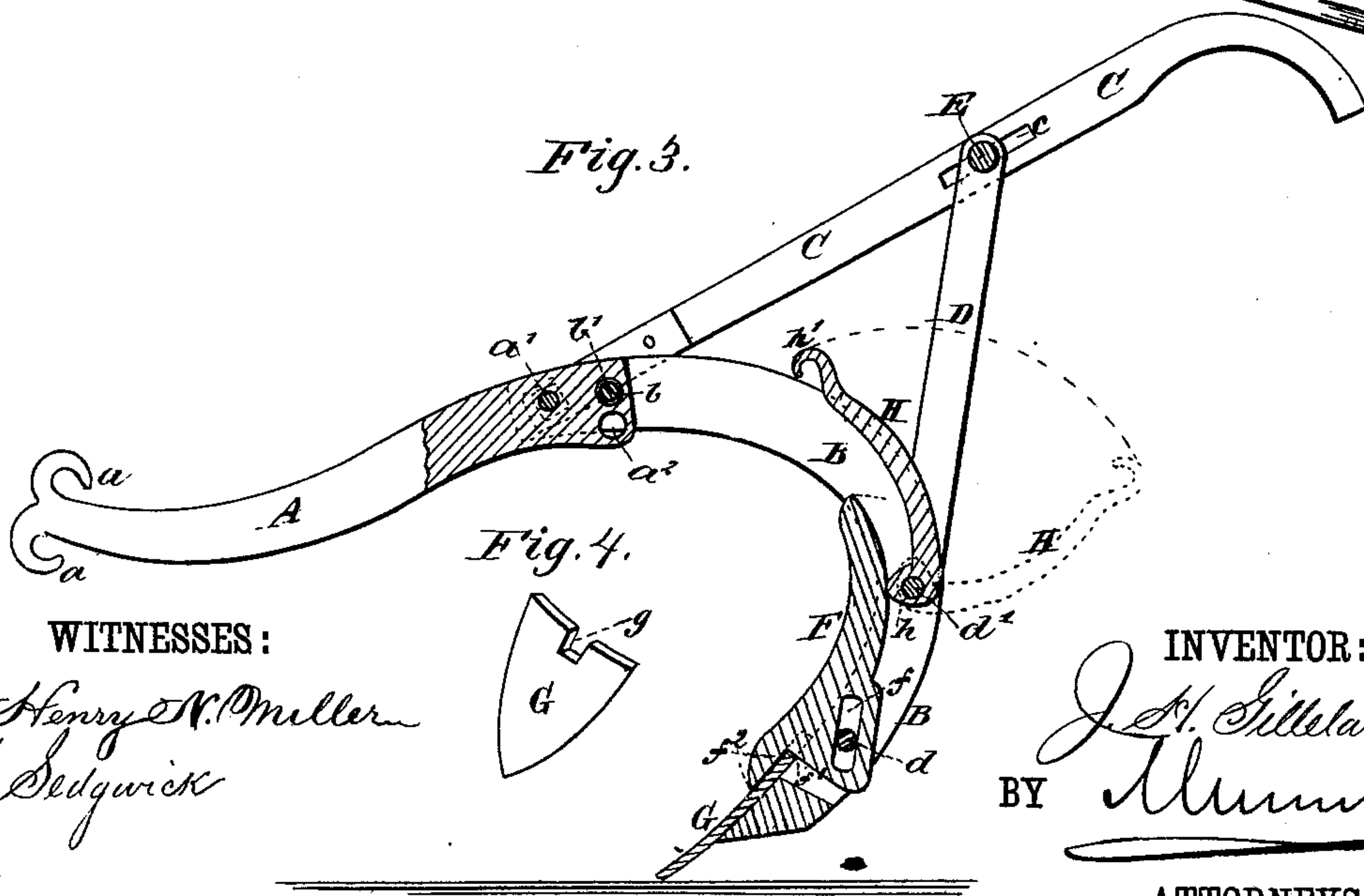
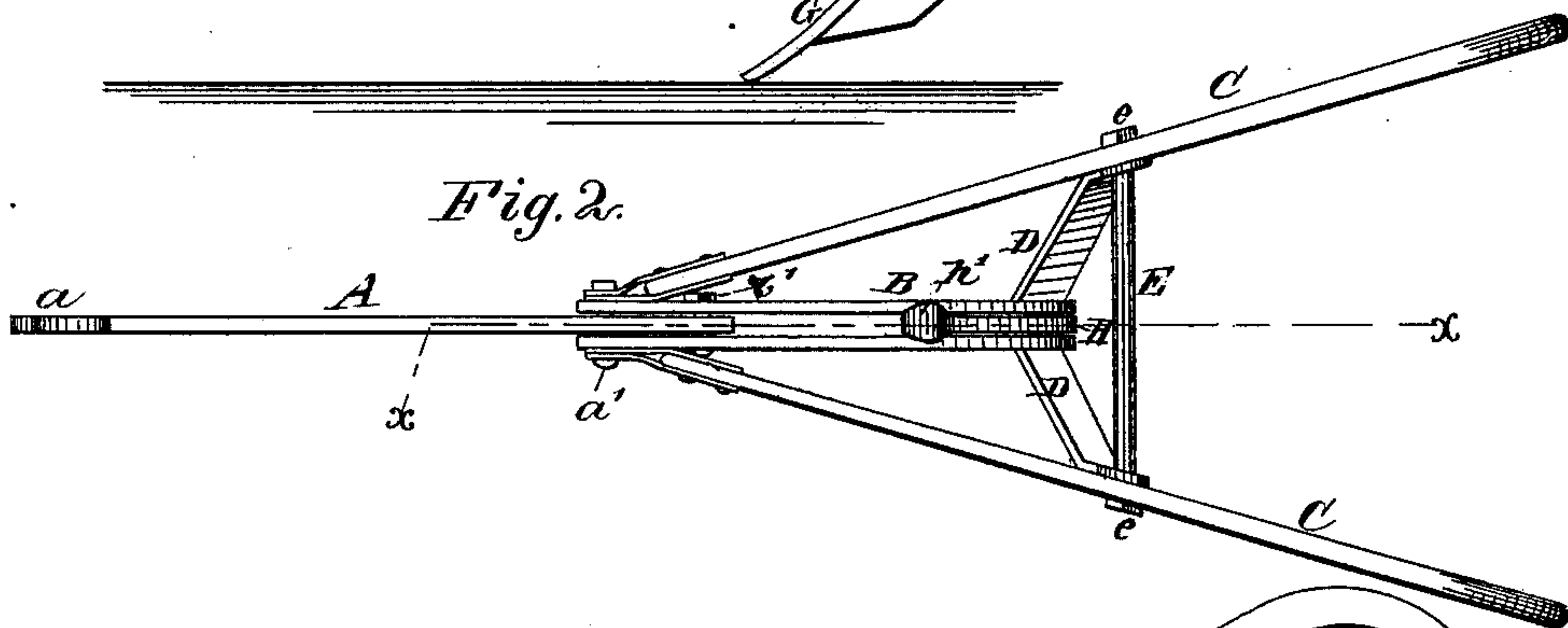
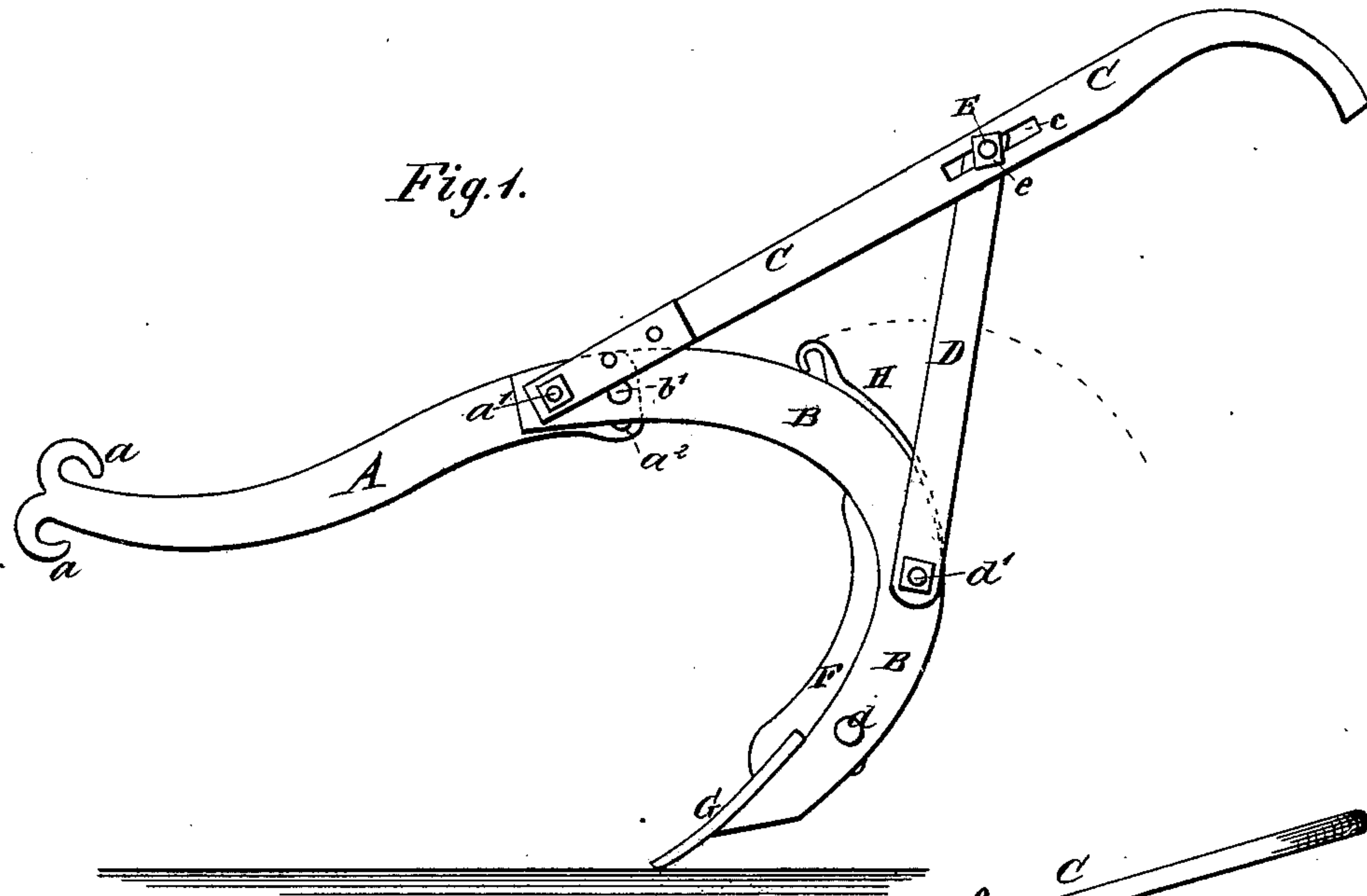


J. H. GILLELAND.
Plow.

No. 206,723.

Patented Aug 6, 1878.



WITNESSES:

Henry N. Muller
C. Sedgwick

INVENTOR:

J. H. Gililand
BY *Mumford*

ATTORNEYS.

UNITED STATES PATENT OFFICE.

JOHN H. GILLELAND, OF PEEK'S HILL, ALABAMA.

IMPROVEMENT IN PLOWS.

Specification forming part of Letters Patent No. 206,723, dated August 6, 1878; application filed June 17, 1878.

To all whom it may concern:

Be it known that I, JOHN H. GILLELAND, of Peek's Hill, in the county of Calhoun and State of Alabama, have invented a new and Improved Plow, of which the following is a specification:

The object of my invention is to provide an improved construction of plows by which plow-hoes of different thicknesses may be interchanged and rapidly and securely fastened upon the same standard, and by which the depth of the plow and the elevation of the handles may be easily regulated and adjusted, according as circumstances may require.

The invention consists in the combination of a notched and slotted colter-lever and a cam-lever with the standard of a plow, for clamping and holding the plow-hoe; and in the beam and standard of a plow, pivoted together and perforated on a curve concentric with the pivot, in combination with a fastening-pin, to adjust the depth of the plow.

In the accompanying drawing, Figure 1 represents a side elevation of my improved plow. Fig. 2 is a top view of the same. Fig. 3 is a vertical section taken on the line *x x* of Fig. 2.

Similar letters of reference indicate corresponding parts.

A is the plow-beam, provided at its front end with the hooks *a*, and pivoted at its rear end, at *a'*, to the forward end of the curved standard or plow-stock B and to and between the forward ends of the plow-handles C.

On a curve concentric with the pivot *a'* the beam A is provided with two or more perforations, *a''*, and the standard B is provided with a hole, *b*, and a bolt or pin, *b'*, which latter, when inserted through the hole *b* and through one or other of the holes *a''*, secures the beam and standard together in a position of being raised or depressed at the said joint, thereby decreasing or increasing the depth or pitch of the plow accordingly.

The braces D are pivoted at their lower ends with the same bolt, at *d'*, to the stock B, and the round or rod E, which connects their upper ends, extends simultaneously through

a slot, *e*, in the handle C, at either end of the rod E, and is secured to the handles in any position in the slots *e* by the nuts *e* upon the threaded ends of the said round E.

As the slots *e* are inclined parallel with the handles C, the latter may be raised by swinging the braces D on their pivot *d'* to move the rod E forward in the slots *e*, and lowered by moving the rod E rearward in the said slots, and clamped by nuts *e* in either position, to suit the convenience of the plower.

The standard or plow-stock B is made of two side pieces united at the point by an interposed iron plate, so as to leave above the said plate a slot or opening between them, in which is inserted the lever F, notched at *f'* to form a shoulder or projection, *f''*, for clamping the plow-hoe to the front edge of the lower end of the standard.

The lever F is provided with a slot, *f*, inclined to the line of contact between the projection *f''* and the hoe G, and is guided on the pin *d*, secured through the said slot *f* to the standard B, so that a slight raising of the lever F will increase the distance between the projection or shoulder *f''* and the stock B, and thus allow of the insertion between them of a thicker hoe, in order that hoes G of different thicknesses may be interchanged upon the same plow-stock B.

The plow-hoe G is provided with a notch, *g*, in which the lower end of the lever F enters to prevent any side movement of the hoe, and is clamped by pressing the shoulder *f''* against it by throwing the handle *h'* of the cam-lever H forward to rest upon the standard B. This brings the cam *h* of the cam-lever H (which is pivoted at *d'* in the slot of the standard, behind the lever F) in contact with the back of the lever F, turning the latter upon the pin *d* as its fulcrum, and tightening the grasp of the shoulder *f''* upon the hoe G.

The lever F is curved to conform to the standard, and its front edge is sharpened in order to act as a colter for cutting off roots and other similar impediments. The lever F is thus the colter of the plow, as well as the

fastener of the hoe, which latter, by this means and by the cam-lever H, is fastened quicker and more securely than by the heel-bolt.

Having thus described my invention, I claim as new and desire to secure by Letters Patent—

The combination of the notched and slot-
ted colter-lever F and the cam-lever H with

the standard B of a plow, for clamping and holding the plow-hoe G, substantially as specified.

JNO. HENDERSON GILLELAND.

Witnesses:

J. T. WILLIAMSON,
HENRY F. MONTGOMERY.