

R. DEELEY & J. TURL.  
Portable-Railways.

No. 206,705.

Patented Aug. 6, 1878.

Fig: 1.

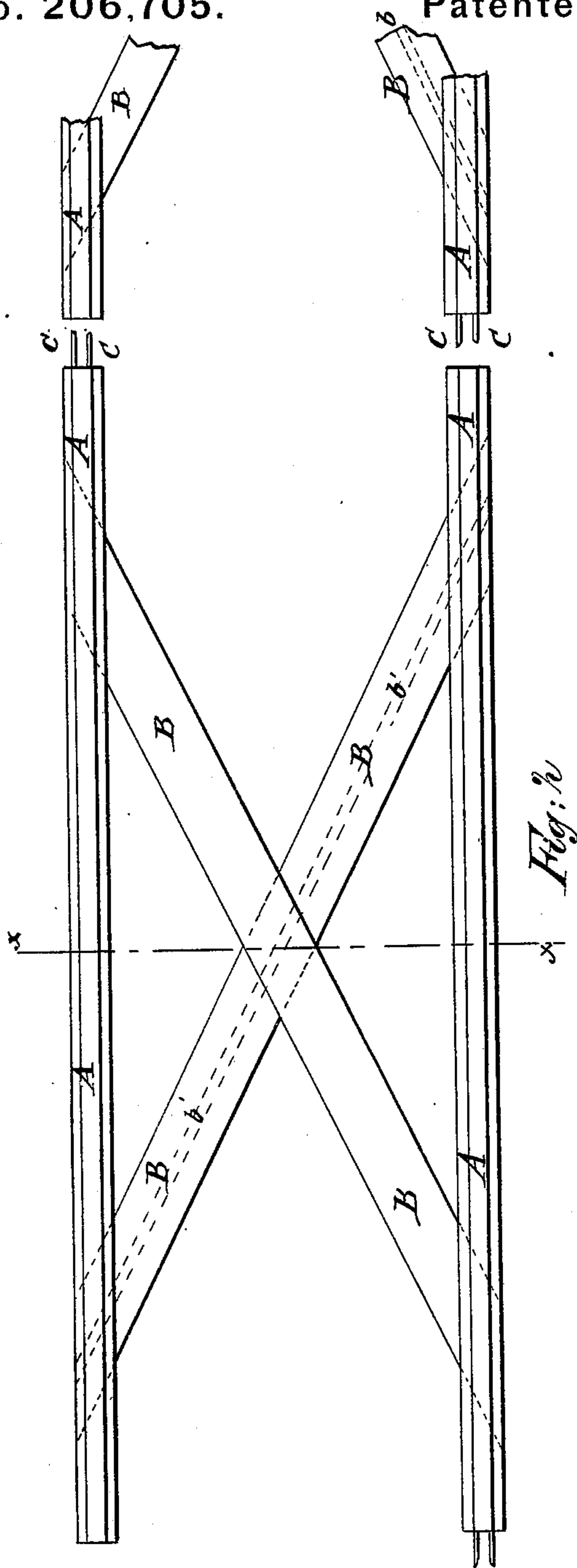


Fig: 2.

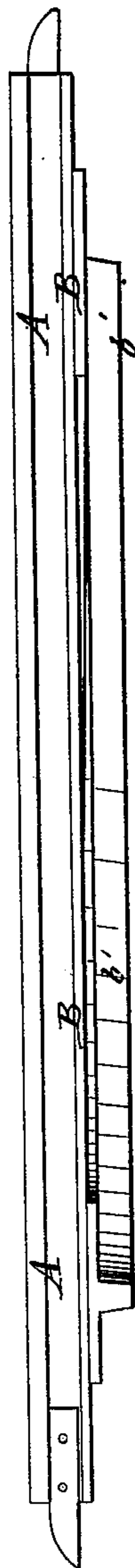
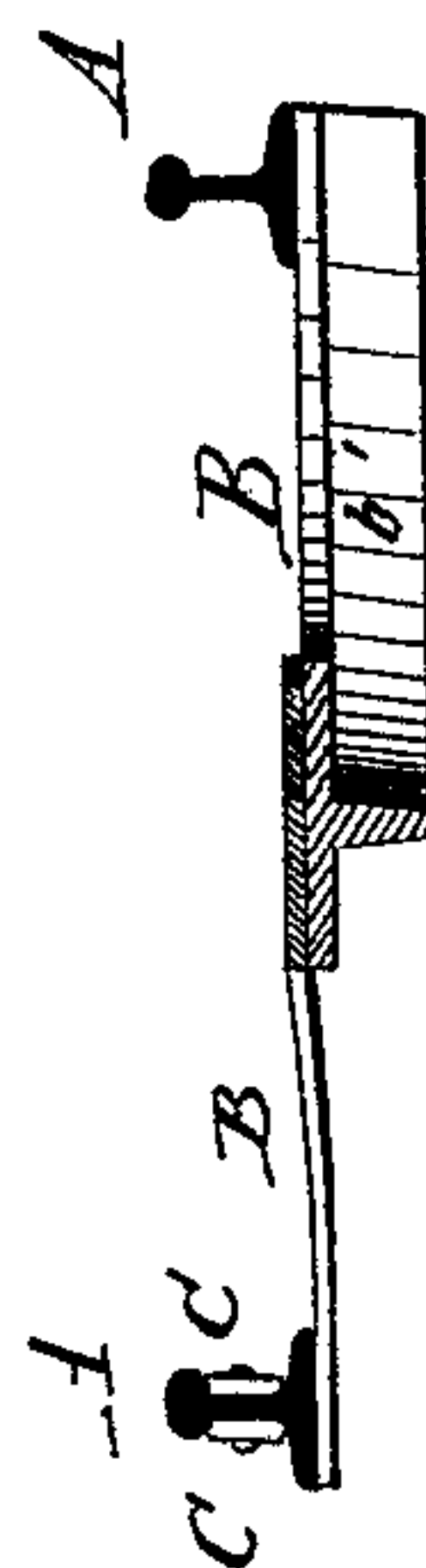


Fig: 3.



WITNESSES:

*Chas. M. ...*  
*C. Sedgwick*

INVENTOR:

*R. Deeley*  
*J. Turl*  
*Munster*

ATTORNEYS.

# UNITED STATES PATENT OFFICE.

ROBERT DEELEY AND JOHN TURL, OF NEW YORK, N. Y., ASSIGNORS TO  
LESMES PASCUAL, OF SAME PLACE.

## IMPROVEMENT IN PORTABLE RAILWAYS.

Specification forming part of Letters Patent No. **206,705**, dated August 6, 1878; application filed  
May 29, 1878.

*To all whom it may concern:*

Be it known that we, ROBERT DEELEY and JOHN TURL, of New York city, in the county and State of New York, have invented a new and useful Improvement in Portable Railway-Tracks, of which the following is a specification:

Figure 1 is a top view of our improved track. Fig. 2 is a side view of the same. Fig. 3 is a cross-section of the same.

Similar letters of reference indicate corresponding parts.

The object of this invention is to furnish a portable railroad-track, designed especially for use upon sugar plantations for hauling the cane from the field to the mill, but which may be used for various other purposes where a temporary track is required, and which shall be simple in construction and convenient in use, being easily put down, taken up, and moved from place to place.

The invention will first be described in connection with the drawing, and then pointed out in the claims.

A represents the rails of the track, which are connected by the cross-bars or plates B. The plates B cross each other diagonally in the center, and their ends are attached to the alternate ends of the rails A. Upon the lower side of the lower plate, B, is formed a rib, *b'*, which sinks into the ground and prevents the rails from having a lateral movement. To the

opposite sides of the alternate ends of the rails A are attached arms C, which receive the ends of the adjacent rails between them to keep the adjacent rails in line with each other.

In laying the track the sections should be so laid that the adjacent ribbed plates B *b'* may incline in opposite directions to give greater stability to the track.

The great advantage arising from my invention is that the track may be broken at any desired joint by raising the meeting ends of adjacent sections where the guide-bars are attached, and allowing said bars to pass clear of the web portions of the adjacent rails.

Having thus described our invention, what we claim as new, and desire to secure by Letters Patent, is—

1. The combination, with the ends of the sections of a portable railway, of the aligning-arms C C, beveled on the upper part of the outer end, as and for the purpose specified.

2. A portable railroad-track in which the rails A are connected in pairs by diagonal cross-plates B, and in which the lower plate B has a rib, *b'*, formed upon its lower side, substantially as herein shown and described.

ROBERT DEELEY.  
JOHN TURL.

Witnesses:

JAMES T. GRAHAM,  
C. SEDGWICK.