

R. D. BURR.
Gauntlet-Fastening.

No. 206,662.

Patented Aug. 6, 1878.

Fig. 1.

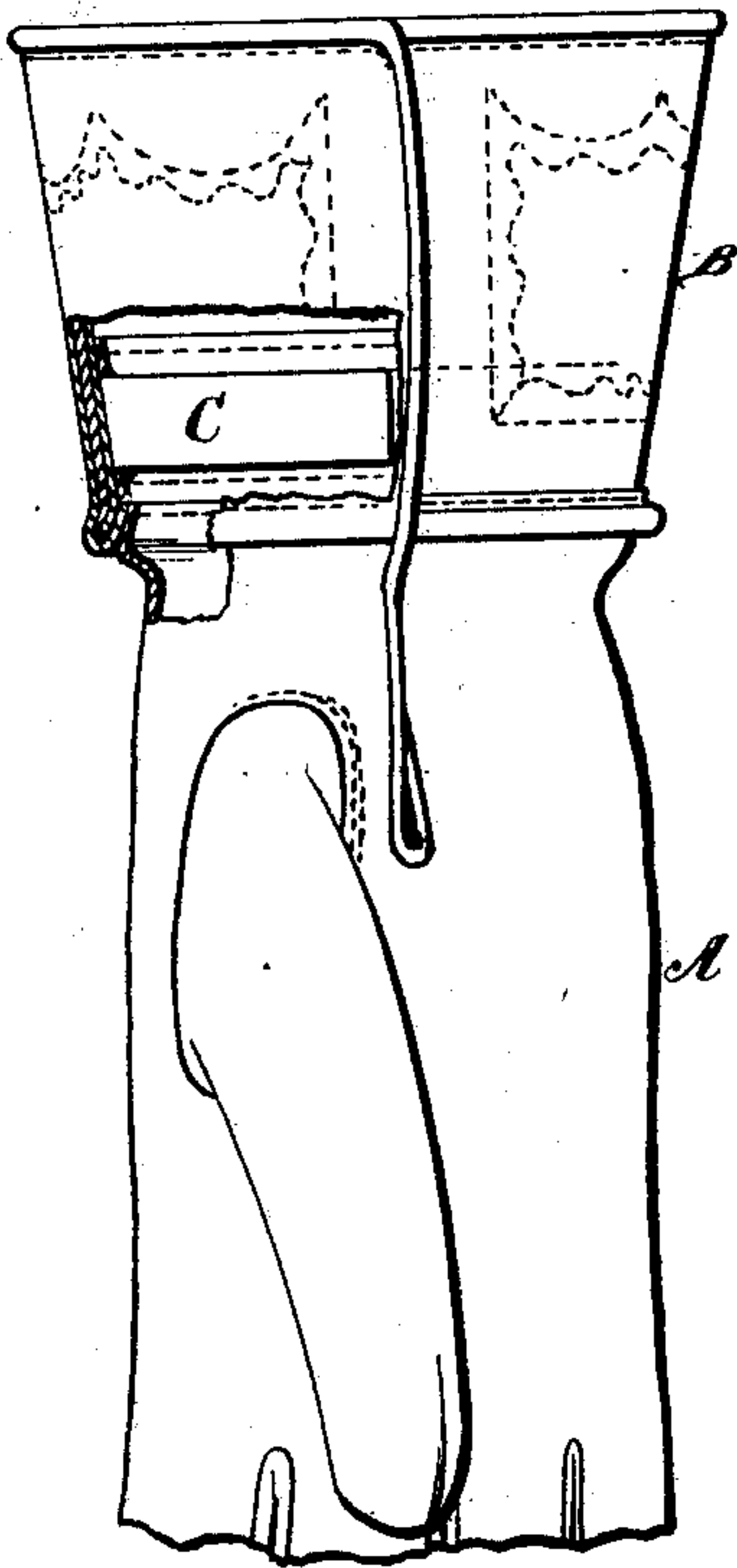


Fig. 2.

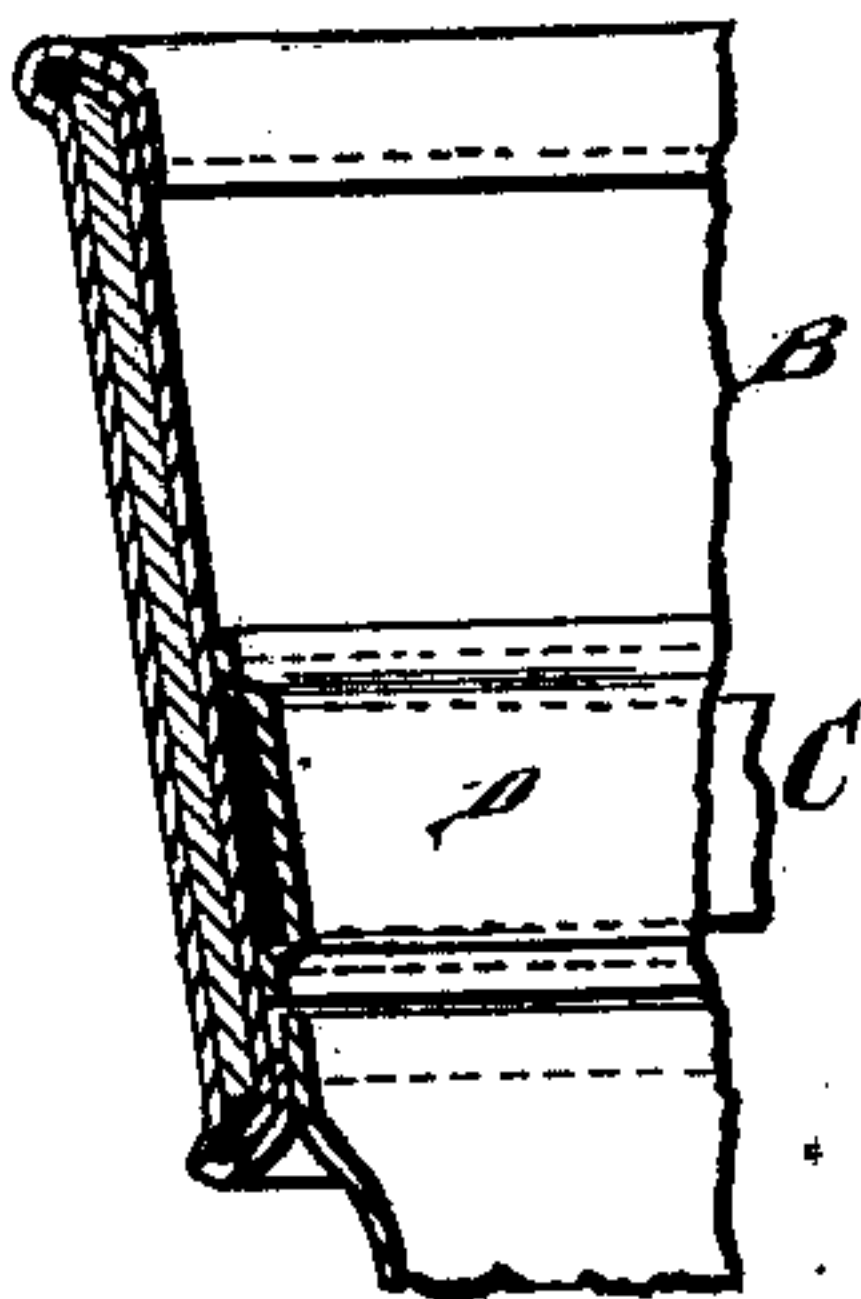


Fig. 3.


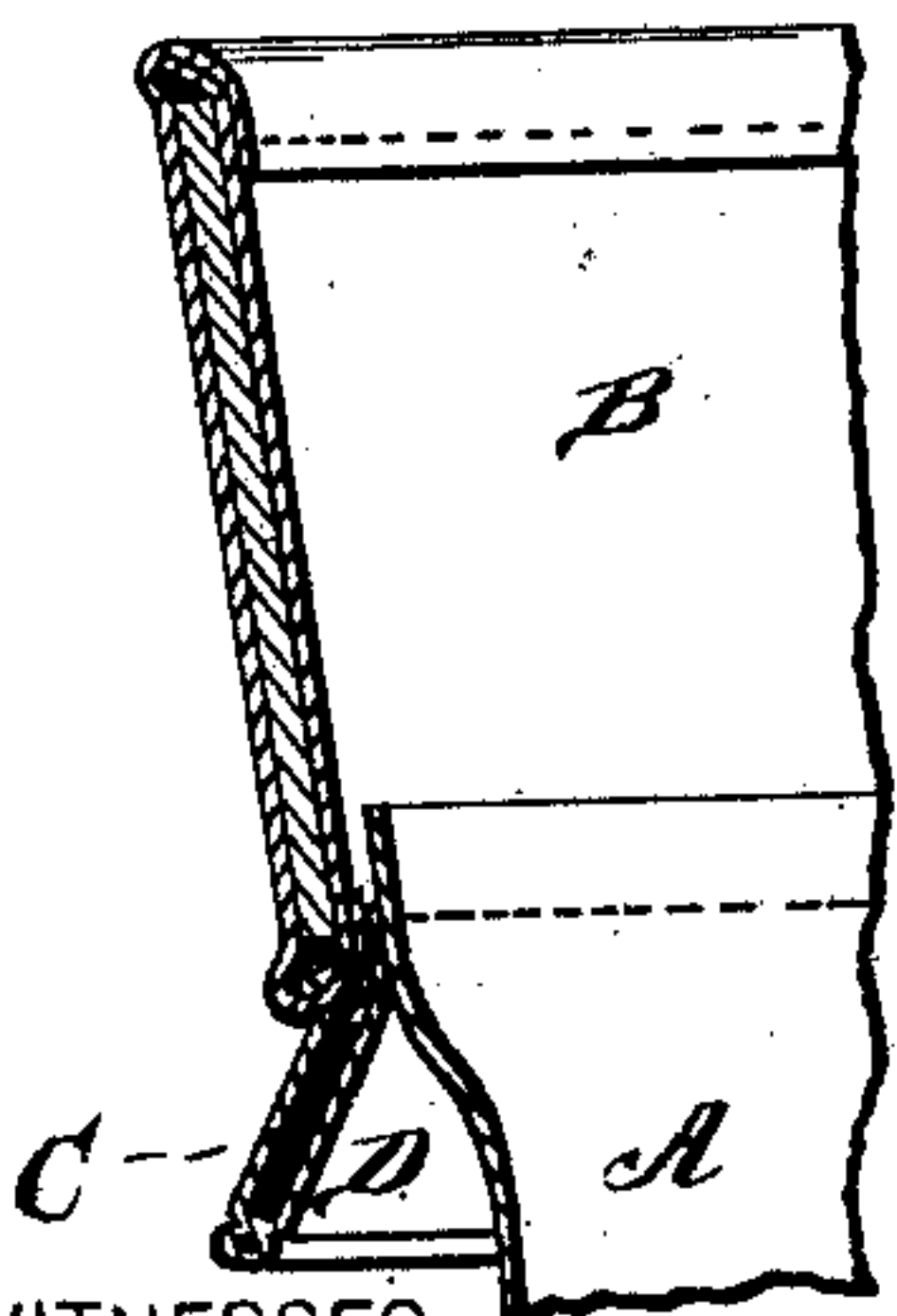


Fig. 4.



WITNESSES

Robert Emmett
James J. Sheehy

Fig. 6.

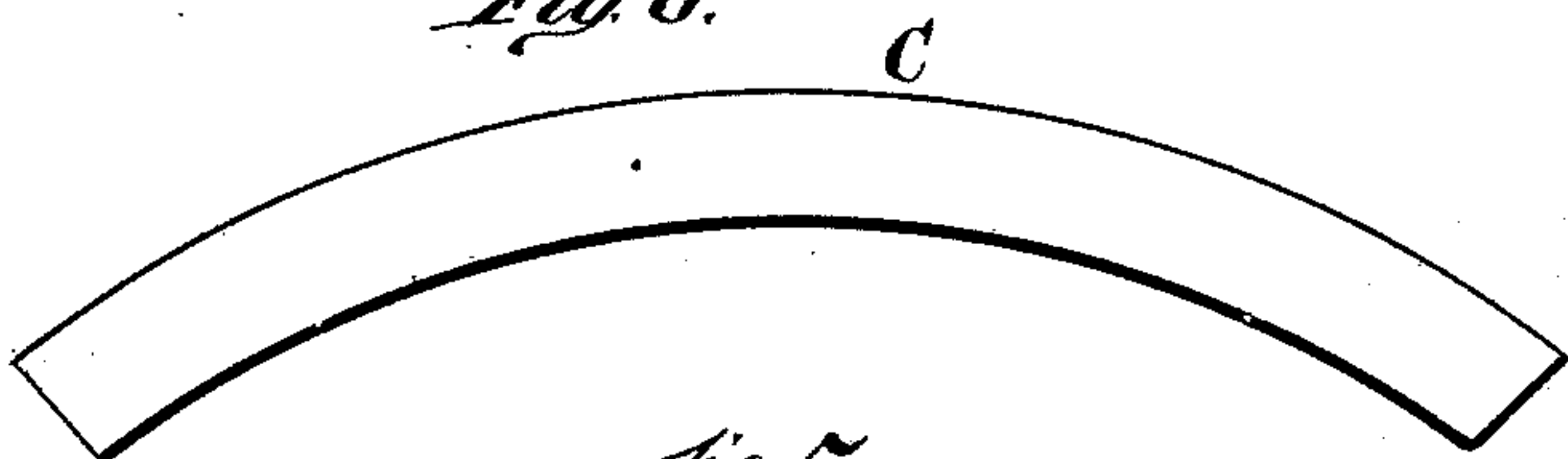
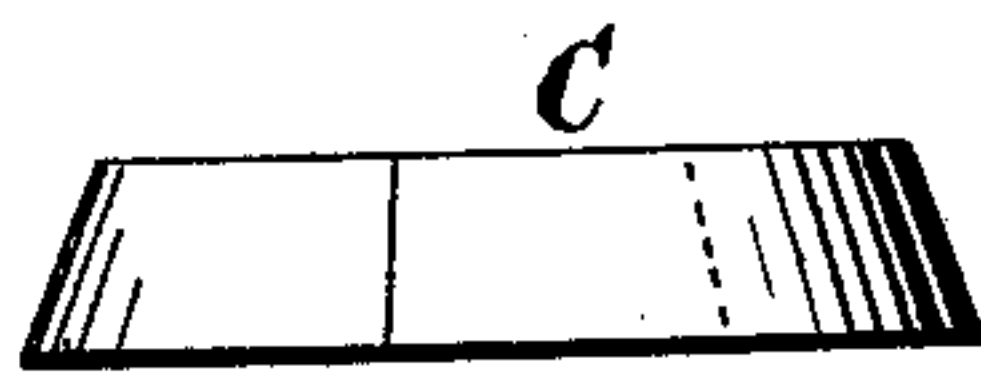


Fig. 5.



INVENTOR.

Remus D. Burr.
Gilmore Smith & Co.

ATTORNEYS.

UNITED STATES PATENT OFFICE

REMUS D. BURR, OF KINGSBOROUGH, NEW YORK

IMPROVEMENT IN GAUNTLET-FASTENERS.

Specification forming part of Letters Patent No. **206,662**, dated August 6, 1878; application filed December 15, 1877.

To all whom it may concern:

Be it known that I, REMUS D. BURR, of Kingsborough, in the county of Fulton and State of New York, have invented a new and valuable Improvement in Gauntlet-Wrists for Gloves; and I do hereby declare that the following is a full, clear, and exact description of the construction and operation of the same, reference being had to the annexed drawings, making a part of this specification, and to the letters and figures of reference marked thereon.

Figure 1 of the drawings is a sectional view of my glove. Fig. 2 is a sectional detail view of the same. Figs. 3 and 4 are modification detail sections. Fig. 5 is a view of the spring closed, and Fig. 6 is a view of the same open.

My invention relates to gauntlets or gloves having cuffs; and it consists in providing the cuff of the gauntlet with a spring at its smallest end, to stiffen the same and keep it closed around the wrist, as hereinafter more fully set forth.

Heretofore wrist-covers or pulse-warmers have been provided with flat metallic springs and a metallic retaining device for resisting the end-thrust of said springs. Such articles are objectionable, as they are liable to work up and down upon the wrist, and much time is lost in fastening them to the wrist. The object of my improvement is to overcome these objections.

The annexed drawings, to which reference is made, fully illustrate my invention.

A represents an ordinary glove with cuff B, forming a gauntlet. In the cuff is secured a spring, C, which is cut from a piece of steel plate in the form shown in Fig. 6—that is to

say, as a portion of an annular ring of suitable length and width—the inner and outer edges of the blank being parts of concentric circles. The blank thus cut forms, when bent and completed, a conical circular spring, having its ends overlapping each other more or less, as shown in Fig. 5. This spring is secured to the inner or smaller end of the cuff B, forming an additional stiffening for the same, and keeping both the glove and the cuff closed, dispensing with buttons or other fastenings.

The spring C may be applied in various ways to the cuff. For instance, in Figs. 1 and 2 I have shown a pocket, D, made on the inside of the cuff, to receive the spring. In Fig. 3 this pocket is made on the outside of the cuff, and in Fig. 4 the cuff is extended outward from the point of connection with the glove, and the spring inserted in such extension.

In all cases the usual stiffening *a* of the cuff extends the entire width thereof, and the spring is entirely concealed from view.

What I claim as new, and desire to secure by Letters Patent, is—

A gauntlet or glove having a cuff provided with a conical spring inserted in the smaller end of the cuff, for the purposes herein set forth.

In testimony that I claim the above I have hereunto subscribed my name in the presence of two witnesses.

REMUS D. BURR.

Witnesses:

JOHN F. BLACKMAR,
JAMES J. SHEEHY.