

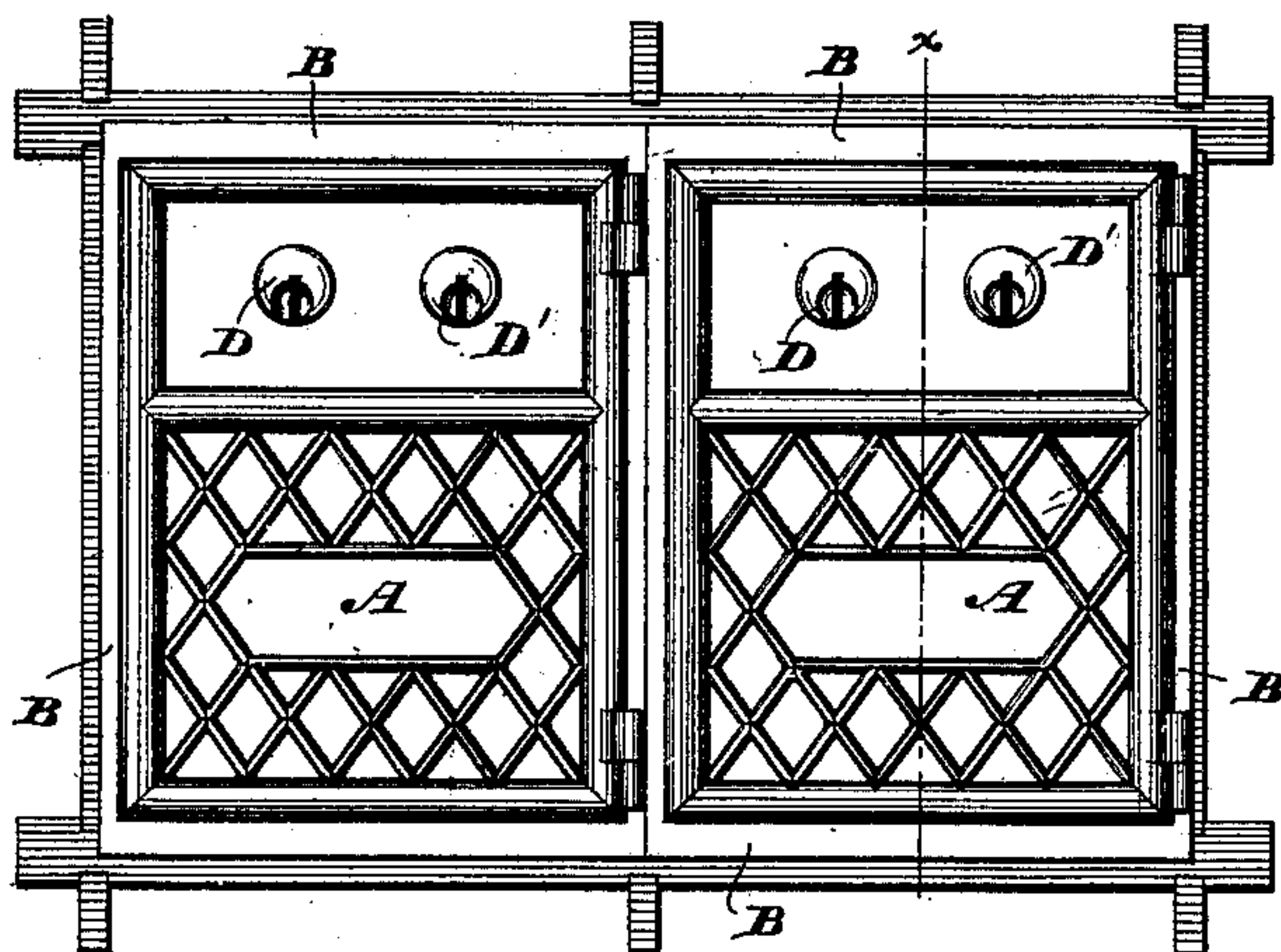
H. R. TOWNE.  
Master Key Device for Post-Office Box.

No. 206,646.

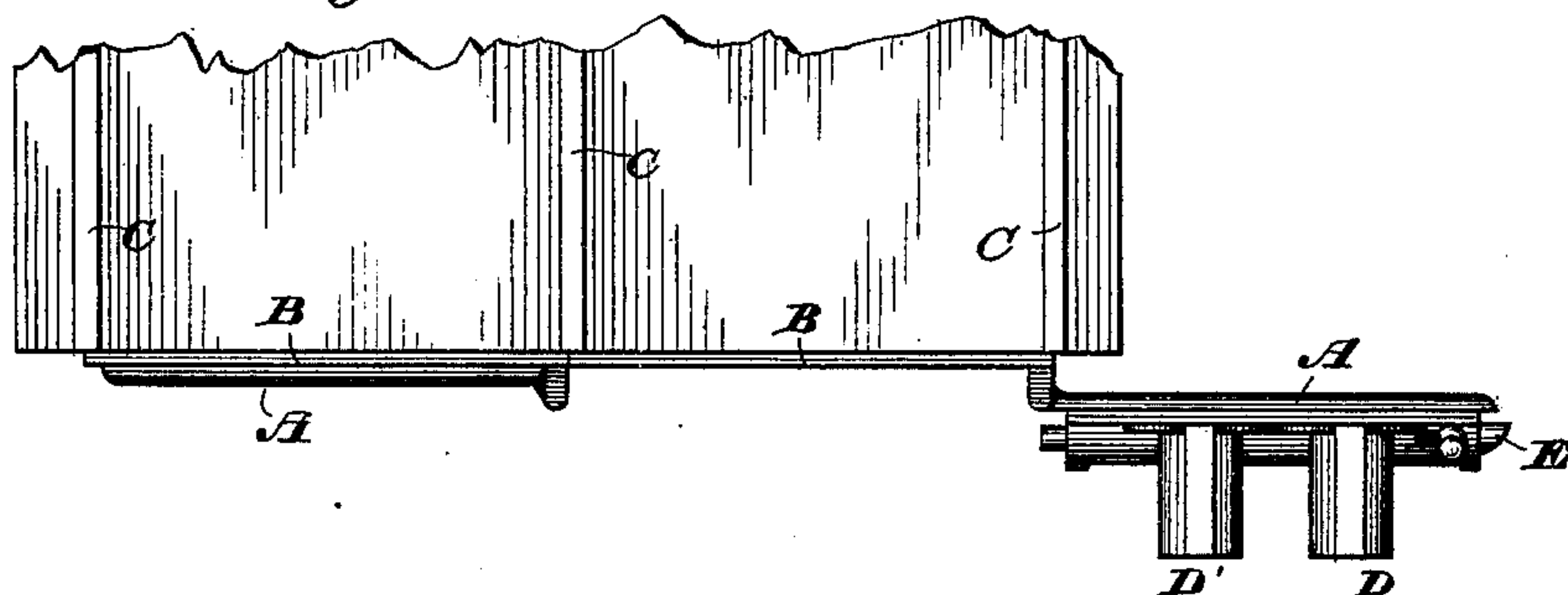
Patented July 30, 1878.

*Fig 1.*

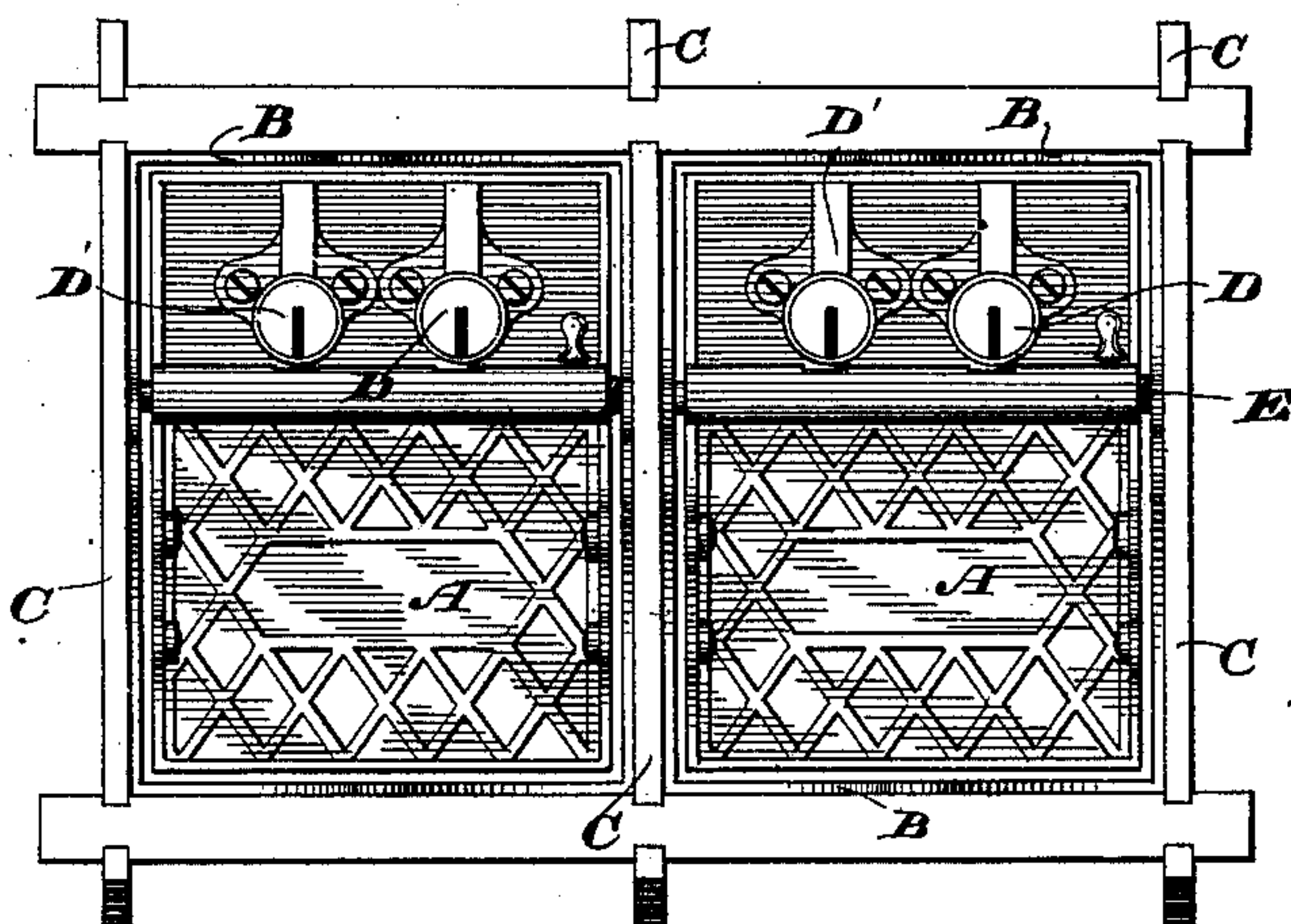
*Fig 2.*



*Fig 3.*



*Fig 4.*



INVENTOR

*Wm A Skinkle*  
*Geo W Breck.*

By his Attorneys

*Henry R Towne.*

*Baldwin, Hopkins, & Peyton.*

H. R. TOWNE.  
Master Key Device for Post-Office Box.  
No. 206,646. Patented July 30, 1878.

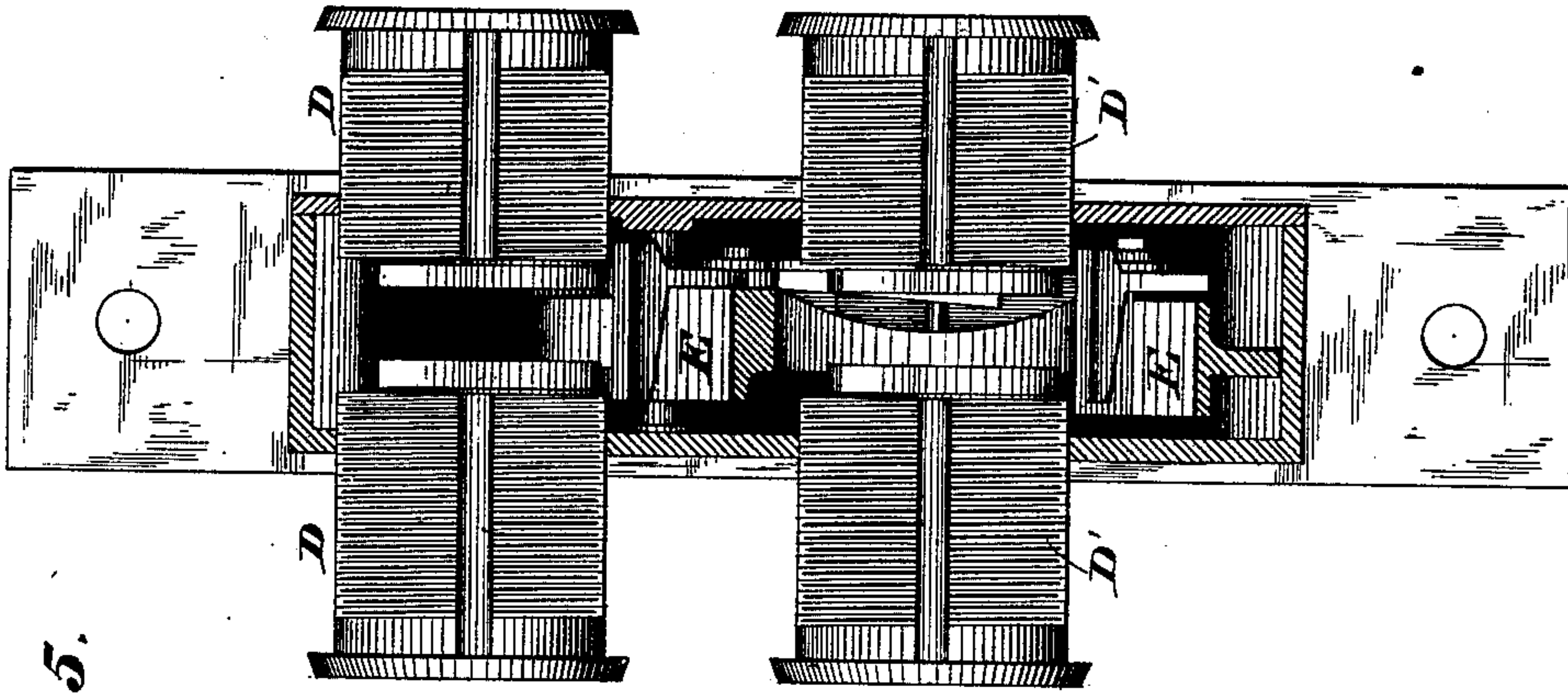


Fig 5.

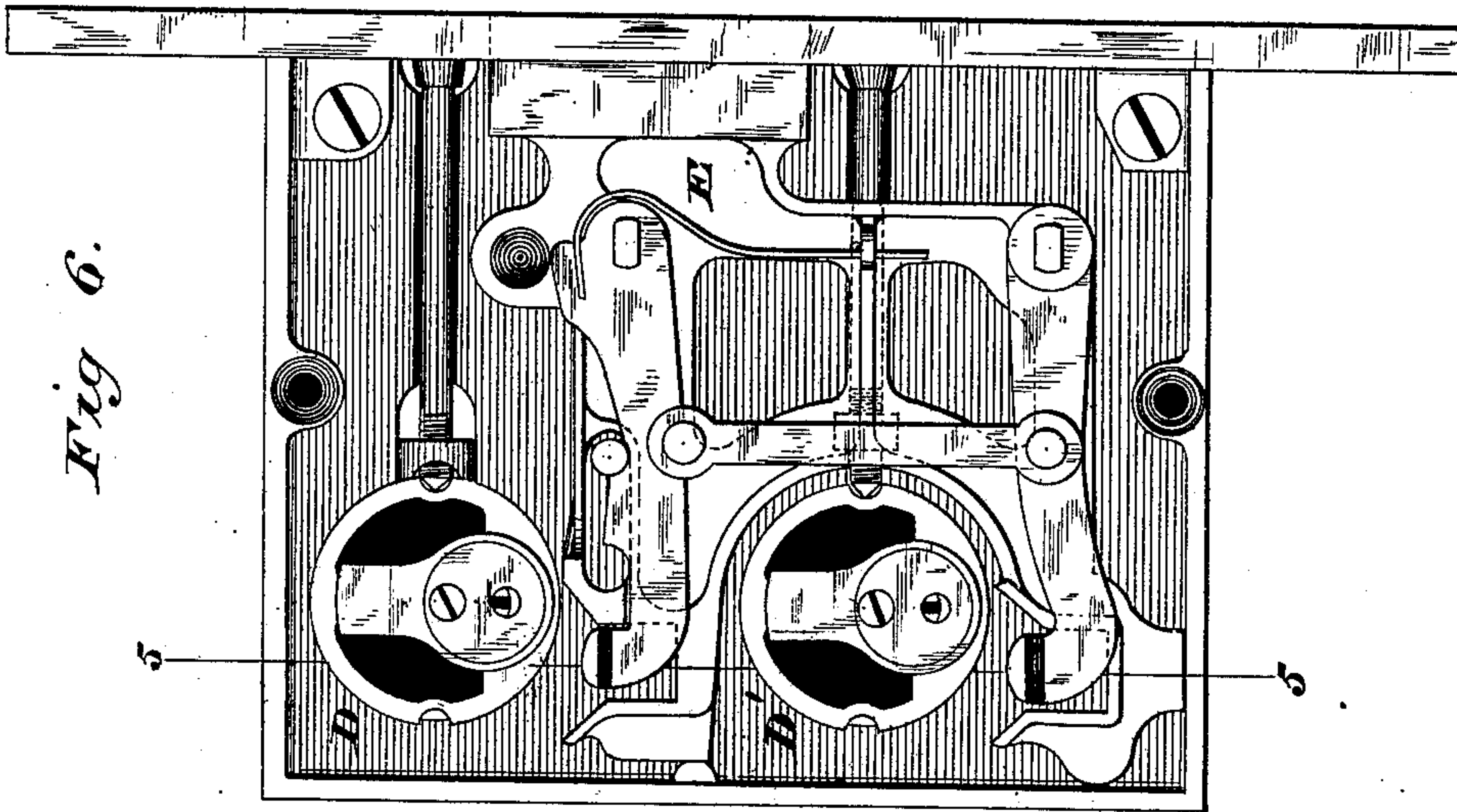


Fig 6.

WITNESSES

*Wm A Skinkle*  
*Geo W Breck*

INVENTOR

*Henry R Towne.*  
By his Attorneys  
*Baldwin, Hopkins, & Peyton.*



# UNITED STATES PATENT OFFICE.

HENRY R. TOWNE, OF STAMFORD, CONNECTICUT, ASSIGNOR TO THE YALE LOCK MANUFACTURING COMPANY, OF SAME PLACE.

## IMPROVEMENT IN MASTER-KEY DEVICES FOR POST-OFFICE BOXES.

Specification forming part of Letters Patent No. **206,646**, dated July 30, 1878; application filed July 8, 1878.

*To all whom it may concern:*

Be it known that I, HENRY R. TOWNE, of Stamford, in the county of Fairfield and State of Connecticut, have invented a certain new and useful Master-Key Device; and I do hereby declare that the following is a full, clear, and exact description thereof, which will enable others skilled in the art to which it appertains to make and use the same, reference being had to the accompanying drawings, and to letters of reference marked thereon, which form a part of this specification.

The object of my invention is to provide a series of doors or lids with a device which will enable one key to be used to lock and unlock all of the doors or lids, while at the same time every door or lid may be locked or unlocked by its own key, which will control no other door or lid of the series. This latter key I call the "change" key.

I am aware that locks have for a long time past been constructed so that all of a series could be opened by one master-key, and yet the proper or change key of none of the locks would open any other of the series. The defects of all previous systems have been, however, that the number of locks which could be thus made to be opened by a master-key, while each lock had a distinct key of its own, was limited; and, further, the construction of each lock so as to be opened by two different keys seriously impaired its security against picking and its capacity for permutations.

My device obviates all these defects. With it the number of doors or lids which, while each has a separate key, can be fitted to be locked and unlocked by one master-key is only limited by the number of permutations of which the particular bolt-actuating mechanism used is capable, while the security against picking is in no way affected and the capacity for permutation remains as before. By using the bolt-actuating mechanism of the Yale lock, which I prefer, fifty thousand or more doors may be thus fitted, if desired. I accomplish these results by separating the mechanism by which the master-key actuates the bolt from that by which the change-key actuates it, the device being so constructed that either key, through its own intermediate mechanism, will actuate the same bolt.

It will be seen that what may be termed the "master-key mechanism" of my device may be made identical on any number of doors or lids, so that the same key will control them all, while the change-key mechanism may be varied to any extent of which the system on which it is constructed is capable.

The construction and operation of my device may be clearly understood by reference to the accompanying drawings, where similar letters of reference indicate corresponding parts, and in which—

Figure 1 is a front elevation of two boxes to which my device is applied. Fig. 2 is a vertical section on line *xy* of Fig. 1. Fig. 3 is a plan showing one of the doors open. Fig. 4 is a rear elevation of the boxes. Fig. 5 is a vertical transverse section on the line 5 5 of Fig. 6, showing a mortise-lock to which my device is applied, so that the bolt may be operated from either side. Fig. 6 is the lock shown in Fig. 5 with cover removed, showing operation of my device in the lock.

A A are the doors. B B are the door-frames. C C are the sides of the boxes. D D are the bolt-actuating mechanisms, of which no two can be operated by the same key. D' D' are the bolt-actuating mechanisms, all of which may be operated by the same key. E E are the bolts.

The construction of the boxes and doors shown in the drawings need not be explained, as that is not of this invention.

The bolt E, as shown in Figs. 1, 2, 3, and 4, is thrown forward by a spring, thus automatically locking the door when it is shut, while in Figs. 5 and 6 the bolt is both cast and retracted by the key. Connection between the keys and the bolts is made, as shown in the drawings, by means of rotating plugs, to which are rigidly connected pins or cams.

When a key is inserted so as to set the tumblers and rotate any one of the plugs its pin or cam will engage with the bolt E and cast or retract it.

Now, suppose a series of any number of doors or of locks, as shown in the drawings, whose bolts may each be actuated by either of two independent key mechanisms—it is evident that if on every door or lock the actuating mechanisms D' be so constructed that one



key will operate them all, while the actuating mechanisms D be so constructed that the key of any one will operate no other, the person who has a key to operate the mechanisms D' can open all the doors, while a person who has a key to operate one of the mechanisms D can open but one door of the whole series.

I do not confine myself to the particular bolt-actuating mechanism here shown, as that is not of this invention; but

What I claim, and desire to secure by Letters Patent, is—

A series or set of doors, lids, or locks, each of which is provided with a lock-bolt controlla-

ble by either of two independent key-actuated mechanisms, the whole so arranged that the same key will operate one of the mechanisms on every door, while the other mechanism on each door can be operated by its own key and no other.

In testimony that I claim the foregoing as my own I affix my signature in presence of two witnesses.

HENRY R. TOWNE.

Witnesses:

SCHUYLER MERRITT,  
GEO. H. SMITH.