

D. C. RIPLEY.
Manufacture of Glassware.

No. 206,617.

Patented July 30, 1878.

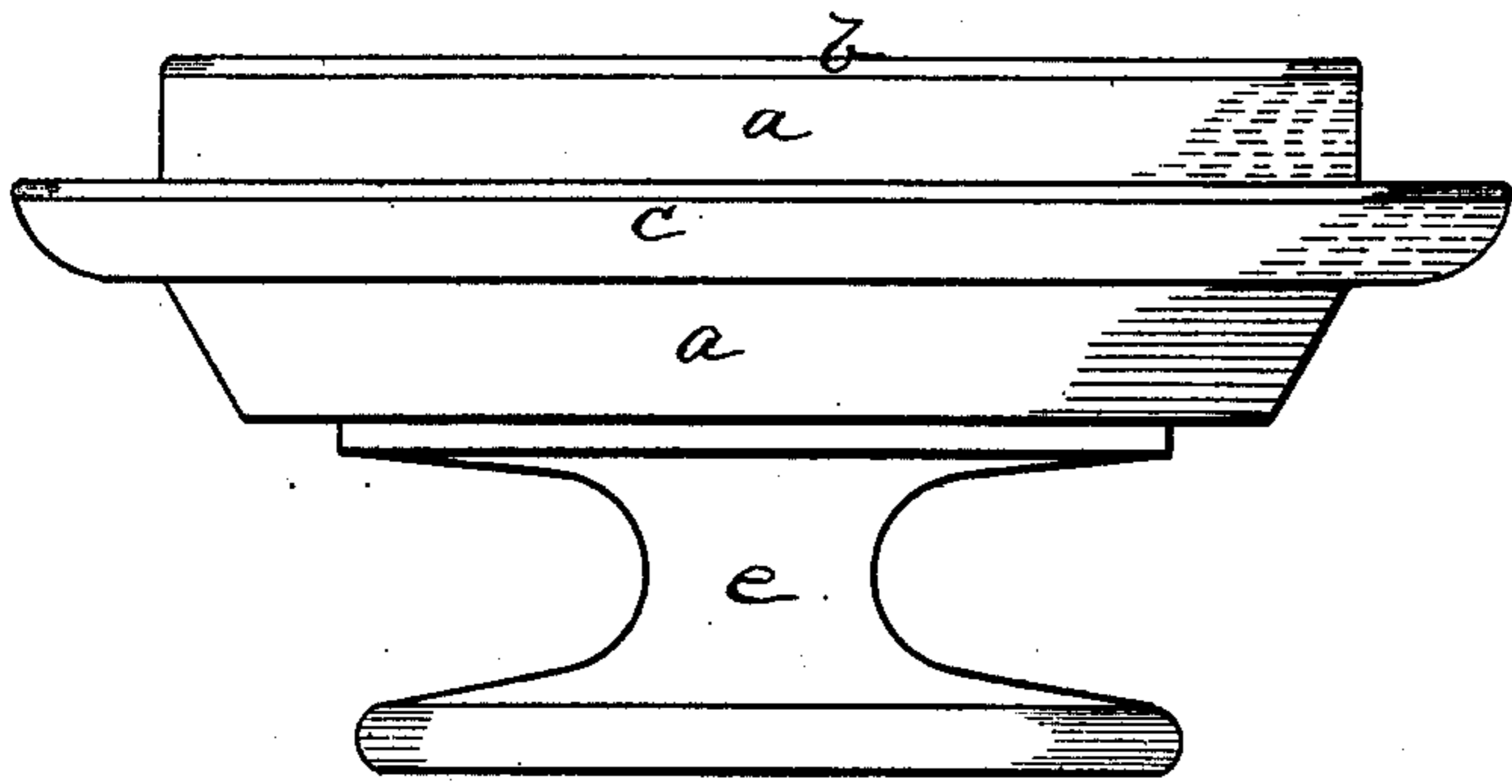


Fig. 1.




Fig. 2.

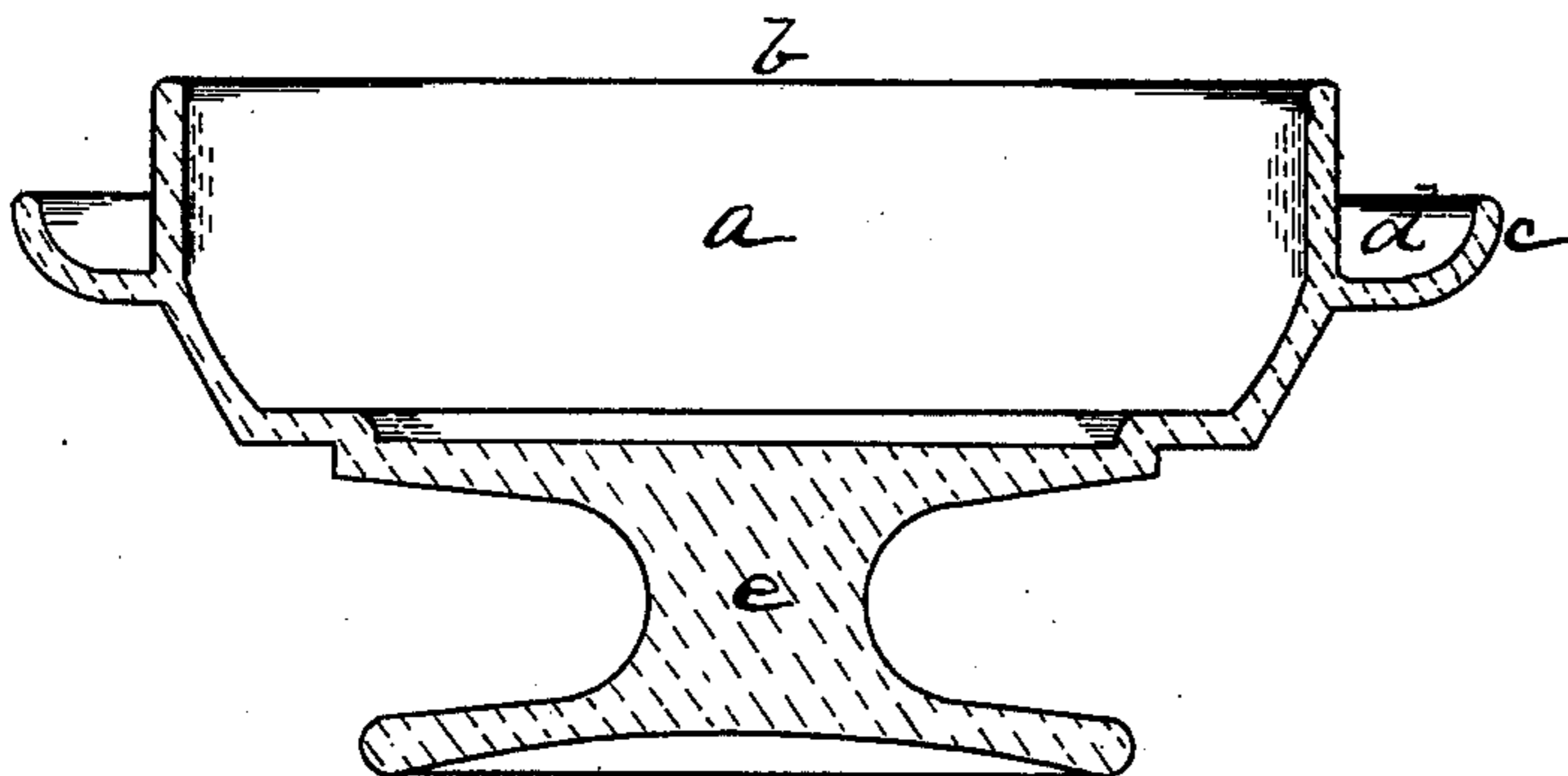


Fig. 3.

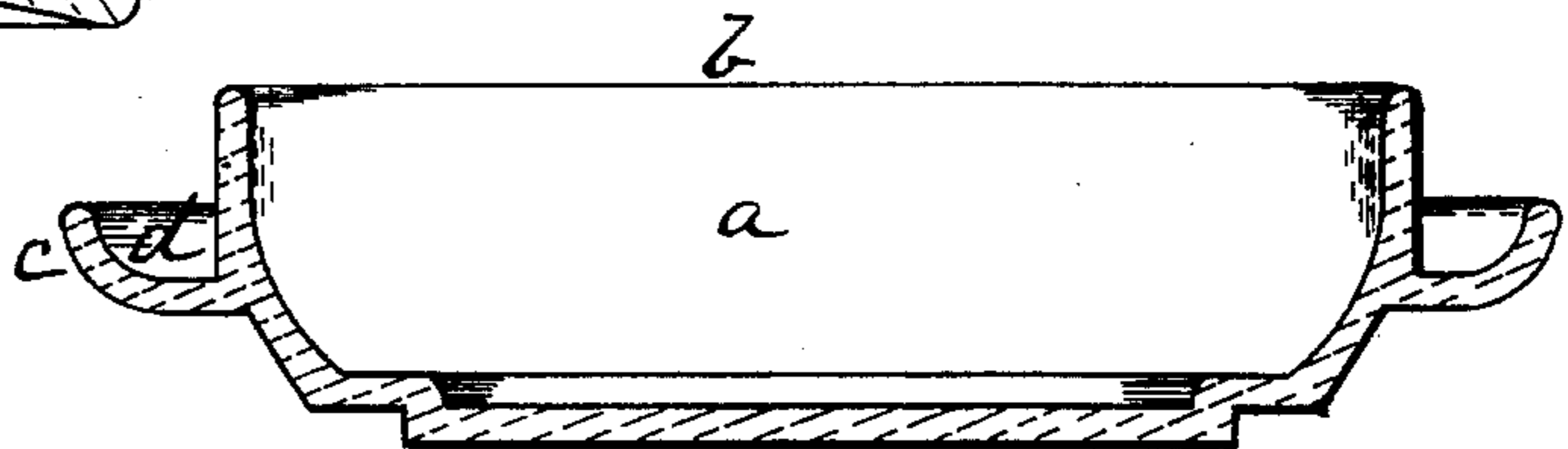


Fig. 4.

Witnesses.
John K. Smith
John L. Best

Inventor.
Daniel C. Ripley
by Bakewell & Herr
attys

UNITED STATES PATENT OFFICE.

DANIEL C. RIPLEY, OF PITTSBURG, PENNSYLVANIA.

IMPROVEMENT IN MANUFACTURE OF GLASSWARE.

Specification forming part of Letters Patent No. **206,617**, dated July 30, 1878; application filed March 14, 1878.

To all whom it may concern:

Be it known that I, DANIEL C. RIPLEY, of Pittsburg, in the county of Allegheny and State of Pennsylvania, have invented a new and useful Improvement in Manufacture of Glassware; and I do hereby declare the following to be a full, clear, and exact description thereof, reference being had to the accompanying drawing, forming a part of this specification, in which—

Figures 1 and 2 are elevations of articles of glassware embodying my invention, and Figs. 3 and 4 are sectional views of the same.

Like letters refer to like parts wherever they occur.

My invention relates generally to the formation of glassware, dishes, and especially to such as are used for serving desserts, ice-cream, ices, &c.; and consists in providing the dish with a flange around the bowl, below the lip or rim thereof, whereby a drip-channel is obtained, which will receive and retain any overflow from the dish, thus preventing the soiling of any surface on which the dish may be placed.

It is well known that in the serving of ice-creams, water-ices, small fruits, and various desserts, either liquid or semi-solid in character, much annoyance is experienced from the overflow of liquids, &c., which smear the outside of the dish and the surface on which the dish is placed, giving to the whole an untidy appearance.

To overcome such objections the common practice is to use two separate dishes or saucers, placing one within the other. A combined cup or bowl and saucer has been heretofore devised, as has also a saucer-footed dish; but in both of such cases the articles are unsightly and clumsy, and only partially serve the purpose intended. The smearing of the cup by the overflow is not prevented, but simply the smearing of the surface on which the article is placed.

The object, therefore, of the present invention is to form the dish with an overflow-channel, which will add little to its size, will not substantially alter its shape, and will not increase the liability of the article to breakage

under ordinary circumstances, and will fully subserve the purposes intended.

I will now proceed to describe my invention, so that others skilled in the art to which it appertains may apply the same.

In the drawing, *a* indicates the dish proper, with rim or lip *b*. Around the bowl *a*, at a suitable distance below the rim or lip *b*, I form a flange, *c*, preferably curved, as shown, but, however shaped, so arranged with relation to the dish as to form a gutter or channel, *d*. The flange *c* should, by preference, be of such proportions and so applied as to preserve the symmetrical appearance of the dish. A foot, *e*, and stem, as shown in Fig. 1, may be added, if desired.

The glassware shown will be produced in molds, which, in the case of the dish with foot and stem, would be the combination of hinged or partible sections for the foot, and a drop or single section and ring for the dish and flange; but where the plain dish or one without stem is to be molded, a drop mold and ring will suffice, all of which will be readily understood by the glass manufacturer and mold-makers without more specific directions.

I am aware that a cup-foot for lamps provided with a drip-flange has been heretofore made, and do not claim such subject-matter.

I am also aware that a drinking glass having a supplemental lip extending to or above the usual lip, and adapted to form a reservoir, has been heretofore devised, and do not claim such subject-matter; but,

Having thus set forth the nature and advantages of my invention, what I claim, and desire to secure by Letters Patent, is—

A dish of glassware provided with a flange around the bowl, below the lip or rim thereof, to form a drip or overflow channel, said bowl being formed either with or without a foot, substantially as and for the purpose specified.

In testimony whereof I, the said DANIEL C. RIPLEY, have hereunto set my hand.

DANL. C. RIPLEY.

Witnesses:

R. H. WHITTLESEY,
F. W. RITTER, Jr.