

R. P. REILLY & W. P. SPELLER.

Turnstile-Register.

No. 206,613.

Patented July 30, 1878.

Fig. 1.

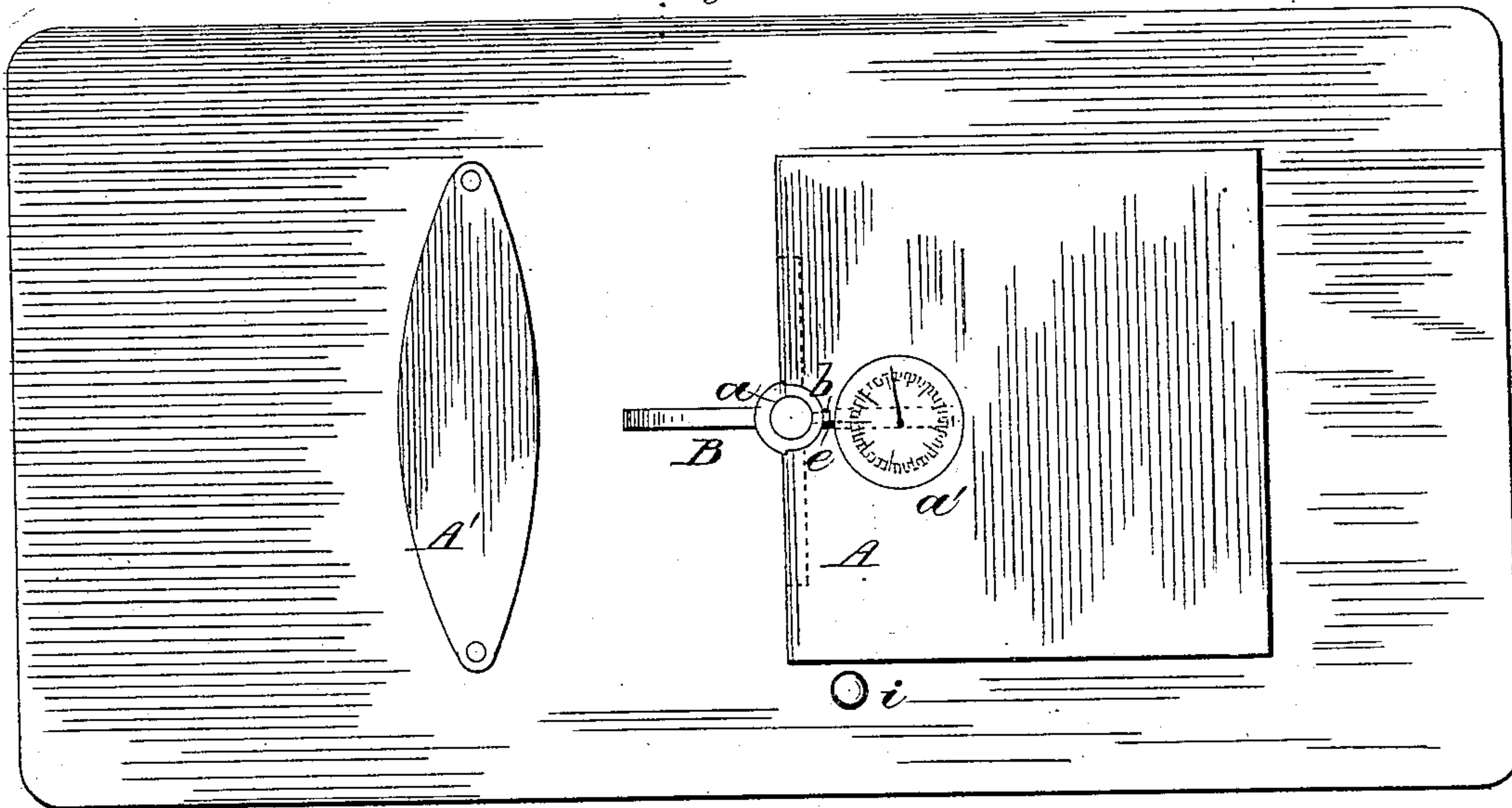


Fig. 2.

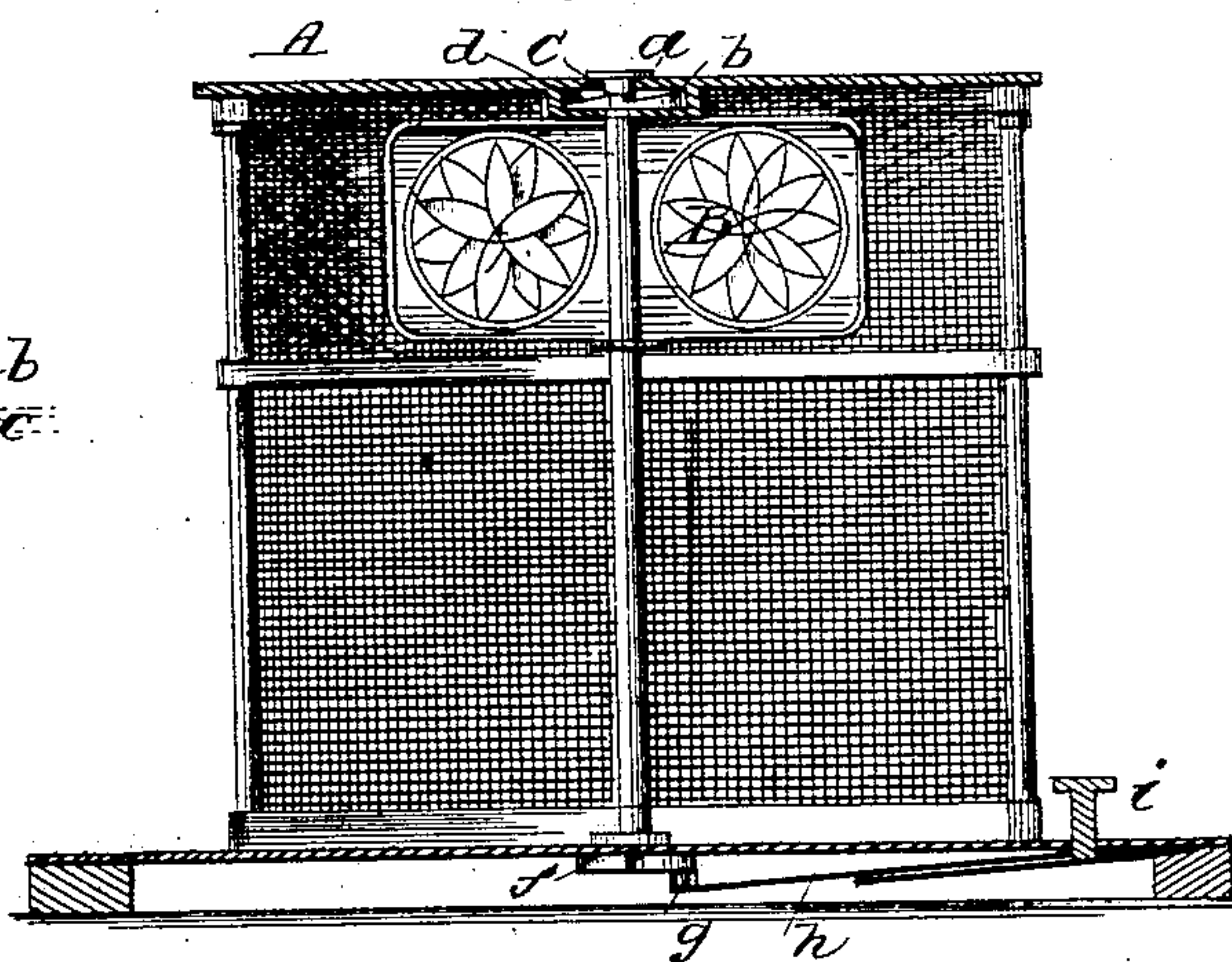


Fig. 5.

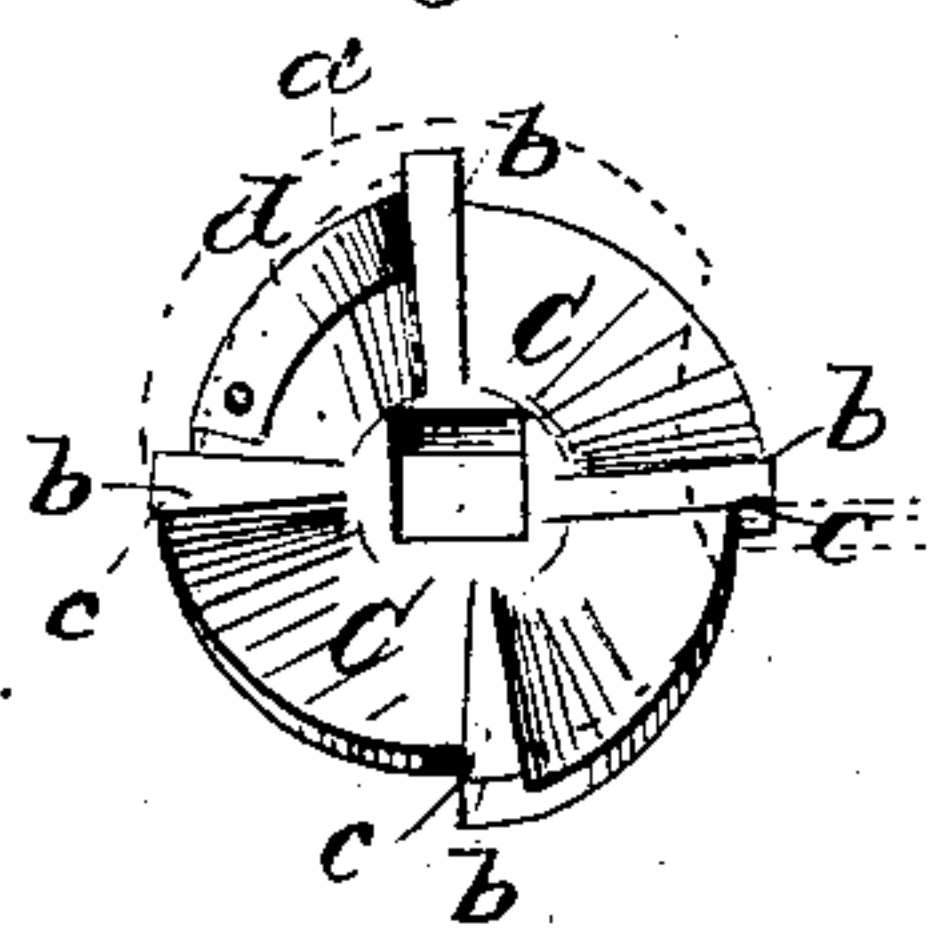


Fig. 3.

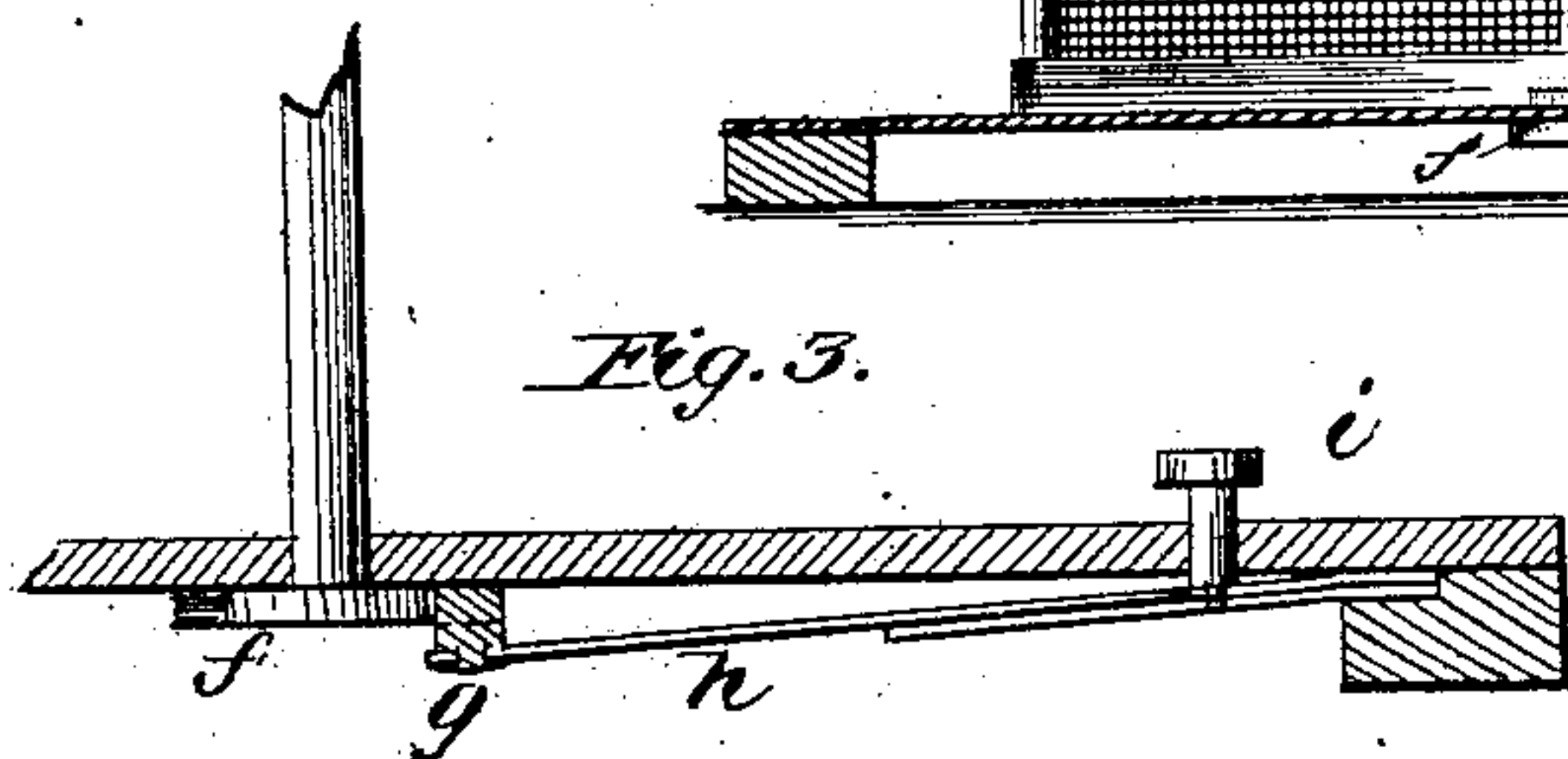
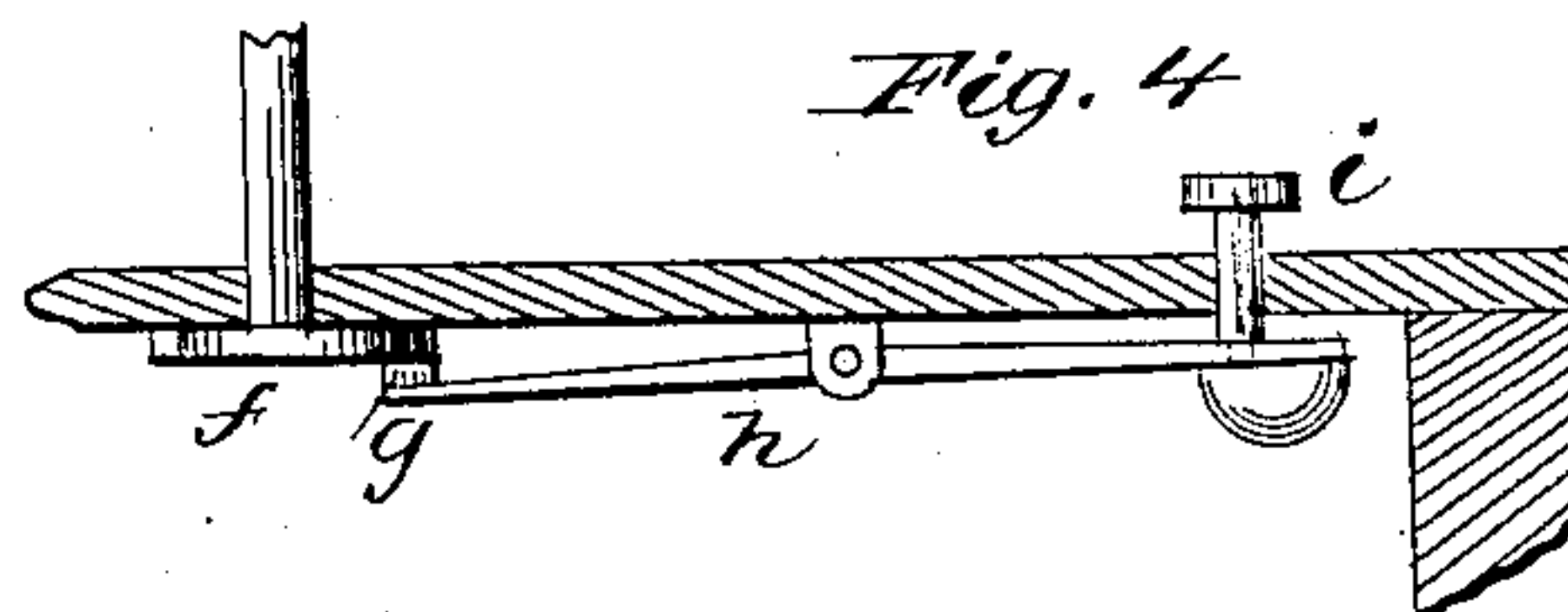


Fig. 4.



Witnesses:

Edw. G. Dieterich
Edwin P. Smith

Robert P. Reilly ^{Inventors}
Walter P. Speller
by Louis Bagger & Co.
their Attorneys.

UNITED STATES PATENT OFFICE.

ROBERT P. REILLY AND WALTER P. SPELLER, OF NEW YORK, N. Y.

IMPROVEMENT IN TURNSTILE-REGISTERS.

Specification forming part of Letters Patent No. **206,613**, dated July 30, 1878; application filed June 18, 1878.

To all whom it may concern:

Be it known that we, ROBERT P. REILLY and WALTER P. SPELLER, of New York city, in the county of New York and State of New York, have invented certain new and useful Improvements in Passenger and Turnstile Registers; and we do hereby declare that the following is a full, clear, and exact description thereof, which will enable others skilled in the art to which it appertains to make and use the same, reference being had to the accompanying drawings, which form a part of this specification, and in which—

Figure 1 is a plan view of our improved passenger turnstile-register. Fig. 2 is a vertical section thereof. Fig. 3 is a detached sectional view of the locking mechanism for locking the turnstile, so as to prevent entrance or exit. Fig. 4 is a similar view of a modification thereof. Fig. 5 is an enlarged detached perspective view of the return-movement-locking mechanism, showing also the arm or projection which engages and operates the register.

Corresponding parts in the several figures are denoted by like letters.

This invention relates to certain improvements in that class of registers used in connection with cars or other passenger-carrying mediums, or places of public entertainment, operated by a turnstile; and it consists in mechanism for simultaneously operating the register and locking the operating arm or pin against a reverse movement of the stile, and of locking mechanism to prevent either entrance or exit, substantially as hereinafter more fully set forth.

In the drawing, A A' may represent, one an inclosure, and the other an upright partition or post, on the other side of which may be duplicated A, thus forming, when arranged at a depot, or other place for the arrival and departure of passengers, or at the entrance of a place of public entertainment, passages, in order that the passengers or attendants may be registered by means adapted to that end, and which is the object of our invention.

B is a turnstile, which may be made in any fanciful or configured design consistent with its purpose. Its shaft is arranged alongside and supported at its upper end in a surrounding case or extension, *a*, of the inclosure A, having the case *a'* disposed in close proximity with the case *a*, which holds, in a securely-locked manner, the registering mechanism, of any of the known and common forms.

Upon the said end of the turnstile-shaft is secured a disk or plate, C, having a series of peripheral teeth, *b b*, the backs of which may curve inwardly to the base of the perpendicular or straight portions thereof, as seen in Fig. 5, their upper surfaces sloping toward their front portions, and forming shoulders or enlargements *c c* thereat, with which engages a spring pawl or detent, *d*, hung to the upper side of the case *a*, to prevent the reverse movement of the stile after the passing of a person.

The shoulders *c c* may be arranged so closely together as to prevent the least reverse movement of the stile or its shaft. The teeth *b b* strike the arm or projection *e* of the register each turn of the stile or passage of a person, and thus keep a record of each passing person.

To the lower end of the turnstile-shaft is attached a radially-slotted disk or plate, *f*, with which engages a tooth, *g*, upon a spring, *h*, fastened to the floor, to its under side—either floor in the building.

An upwardly-projecting and headed stud, *i*, fastened to the free end of the spring or lever *h*, when pressed downwardly, will release the tooth *g* from its slotted disk or plate *f*, and thus unlock the turnstile, to permit of the turning of the same. The removal of pressure from the headed upwardly-projecting stud *i* will again lock the shaft or turnstile in place, and thus prevent the passage of any one, either by way of entrance or exit.

This lever or spring *h* may be replaced by a treadle or weighted lever, and the same result be obtained.

This invention will be found especially desirable in connection with elevated railways.

Having thus fully described our invention,

we claim and desire to secure by Letters Patent of the United States—

The combination, with the support A and turnstile B and its shaft, of the plate C, provided upon its upper surface with shoulders *c c*, and around its periphery with projections or teeth *b b*, spring-pawl *d*, and arm *e* of the registering mechanism, substantially as shown and described, for the purpose set forth.

In testimony that we claim the foregoing as our own we have hereunto affixed our signatures in presence of two witnesses.

ROBERT P. REILLY.
WALTER P. SPELLER.

Witnesses:

GERARD C. GREEN,
HENRY H. NEGLES.