

J. PETERMAN.
Window-Cornice.

No. 206,607.

Patented July 30, 1878.

Fig. 1.

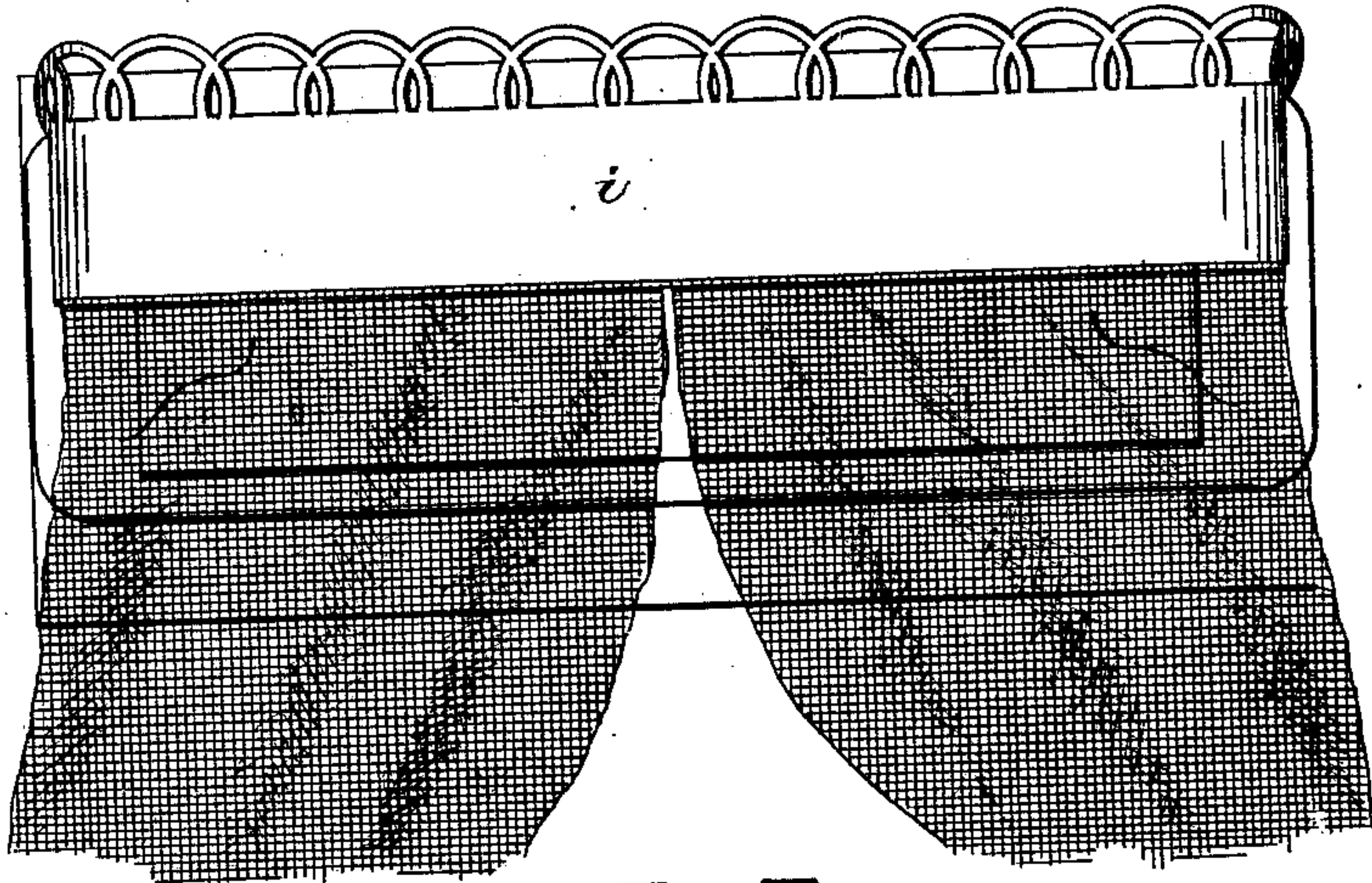


Fig. 2.

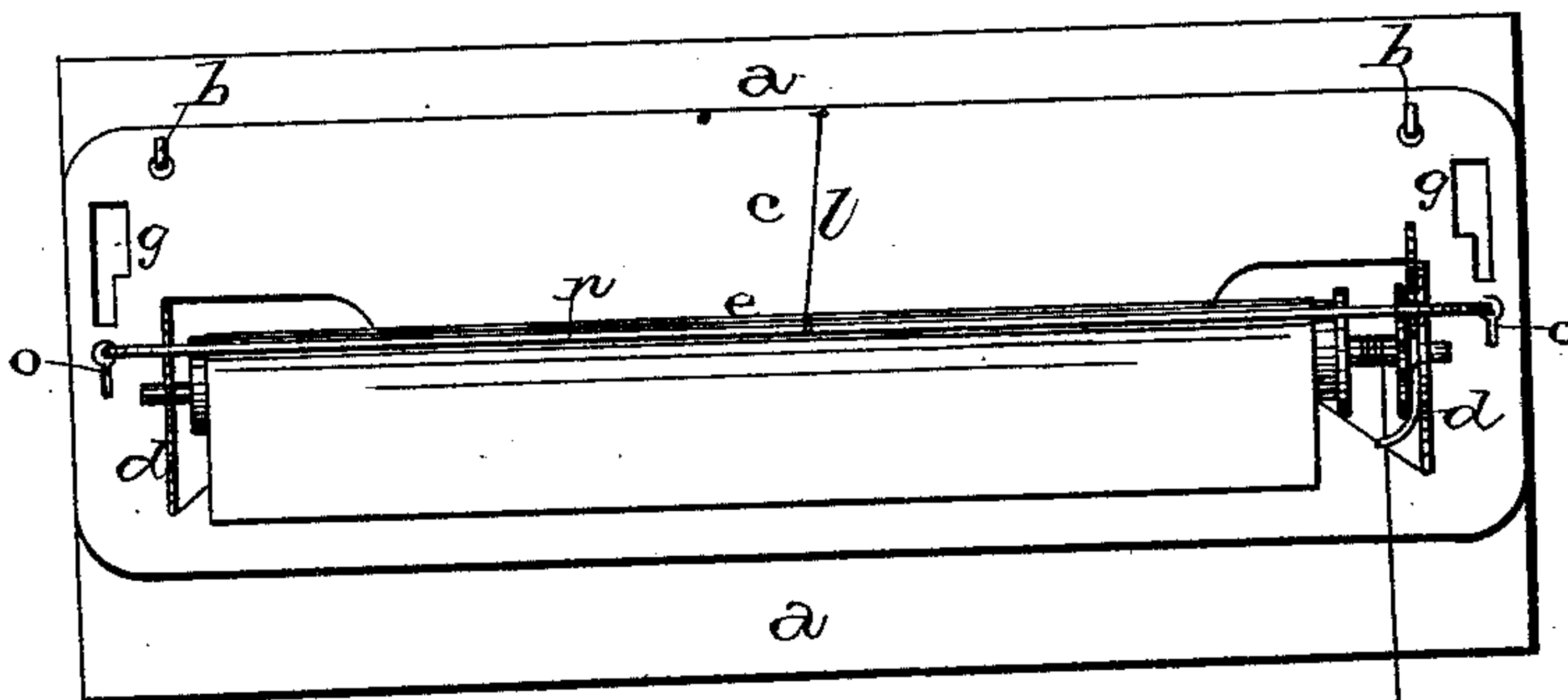


Fig. 3.




Fig. 4.

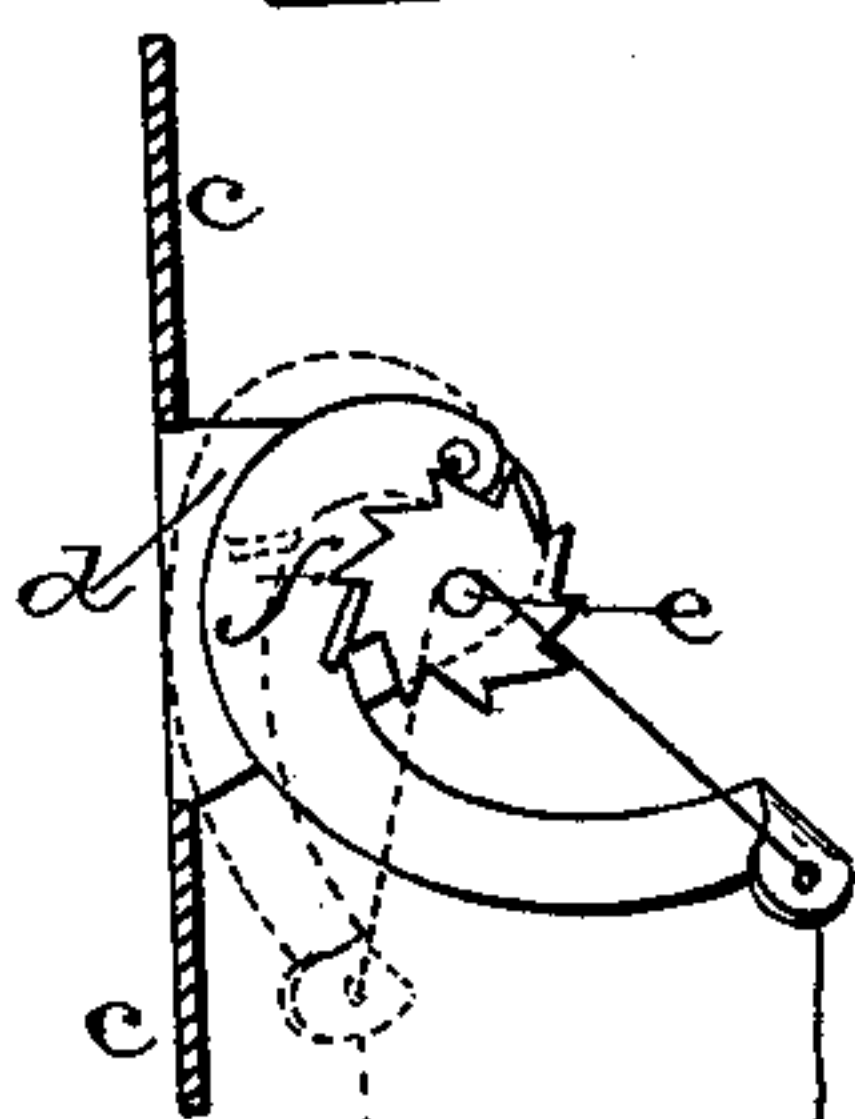


Fig. 5.


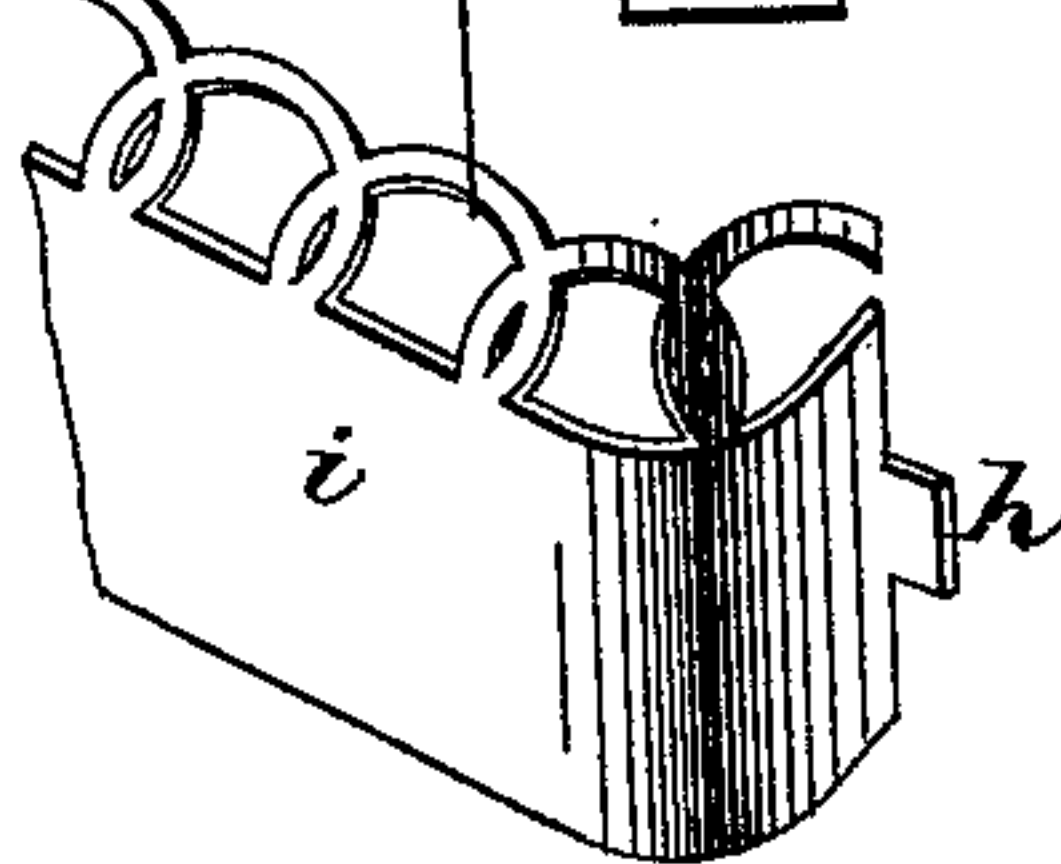


Fig. 6.



Witnesses:

J. W. Garner
H. D. Haines

Inventor:
Jno. Peterman,
per
J. A. Lehmann, atty

UNITED STATES PATENT OFFICE.

JOHN PETERMAN, OF MENDON, MICHIGAN.

IMPROVEMENT IN WINDOW-CORNICES.

Specification forming part of Letters Patent No. **206,607**, dated July 30, 1878; application filed July 5, 1878.

To all whom it may concern:

Be it known that I, JOHN PETERMAN, of Mendon, in the county of St. Joseph and State of Michigan, have invented certain new and useful Improvements in Cornices for Windows; and I do hereby declare the following to be a full, clear, and exact description of the invention, such as will enable others skilled in the art to which it pertains to make and use it, reference being had to the accompanying drawings, which form part of this specification.

My invention relates to an improvement in cornices for windows; and it consists in the combination and arrangement of parts, as hereinafter specified, whereby the window-curtain that is on the roller, the lace curtains, and the cornice may all be removed at once, so as to allow the window to be cleaned or repaired without the trouble of removing them one at a time, and then replacing them separately, as will be more fully described hereinafter.

The accompanying drawings represent my invention.

a represents the top of the window-frame, into which are driven the two hooks *b*, upon which all the parts of my invention are supported. Hung directly upon these hooks is the back *c*, which may be made of either sheet metal or wood. When made of sheet metal the brackets *d* are struck up, as herein shown, so as to form supports for the curtain-roller *e* and the lock *f*, by which the curtain is controlled.

Cut through each end of the back, near its upper corners, are the slots *g*, through which are passed the rectangular catches *h* on the end of the ornamental cover or cornice *i*, the lower edge of which comes down just far enough to conceal the top of the curtain on the roller *e*. By

means of the enlargement at the top of the slots the cornice can be readily removed and replaced without disturbing any other part. Just below the slots *g* are made the slots *o*, through which are passed and held the ends of the wire or rod *n*, upon which the lace curtains are placed, the ends of the wire or rod being enlarged, so that they cannot become loosened until they are raised to the tops of the slots. This wire or rod extends across the top of the window just below the lower edge of the cornice *i*, and is supported at its center by the brace *l*, which has its upper end hooked into the back *c*. This wire or rod is also removable independently of the other parts, so that the lace or other curtains connected thereto can be removed whenever desirable.

Whenever it is necessary to clean the window it is only necessary to unhook the back, when the whole covering of the window can be removed at once without the trouble of having to remove one piece at a time, and afterward replace them in the same manner.

When the back *c* is made of wood the brackets and slots will be made in suitable castings and secured to the back.

Having thus described my invention, I claim—

The combination of the back *c*, loosely hung upon the hooks *b* of the window-frame, with the roller *e* for the curtain, the cornice *i*, and rod or wire *n*, the back being provided with the slots *g* *o*, substantially as described.

In testimony that I claim the foregoing I have hereunto set my hand this 22d day of June, 1878.

JOHN PETERMAN.

Witnesses:

O. M. BEALL,
CHAS. J. SLOVER.