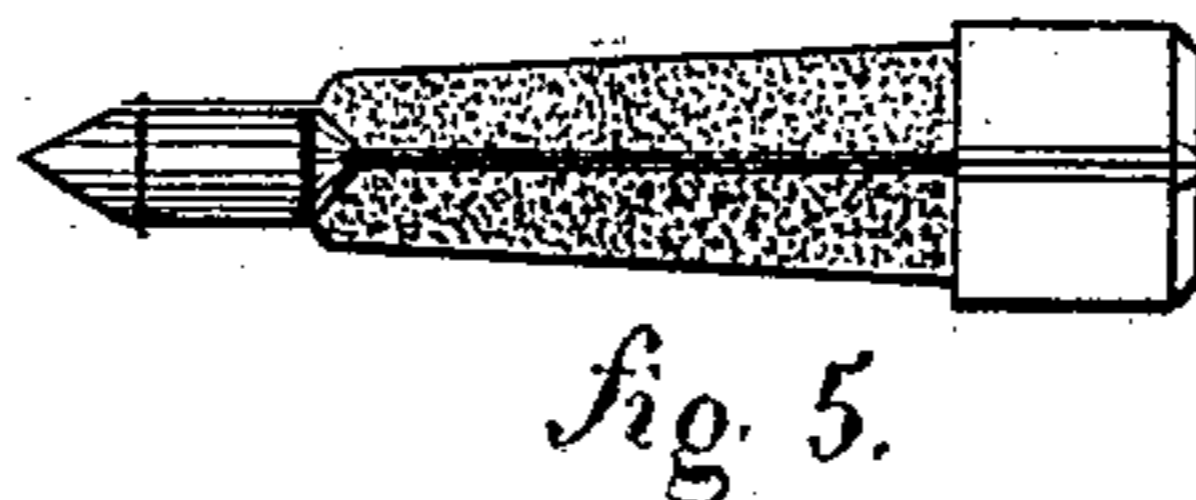
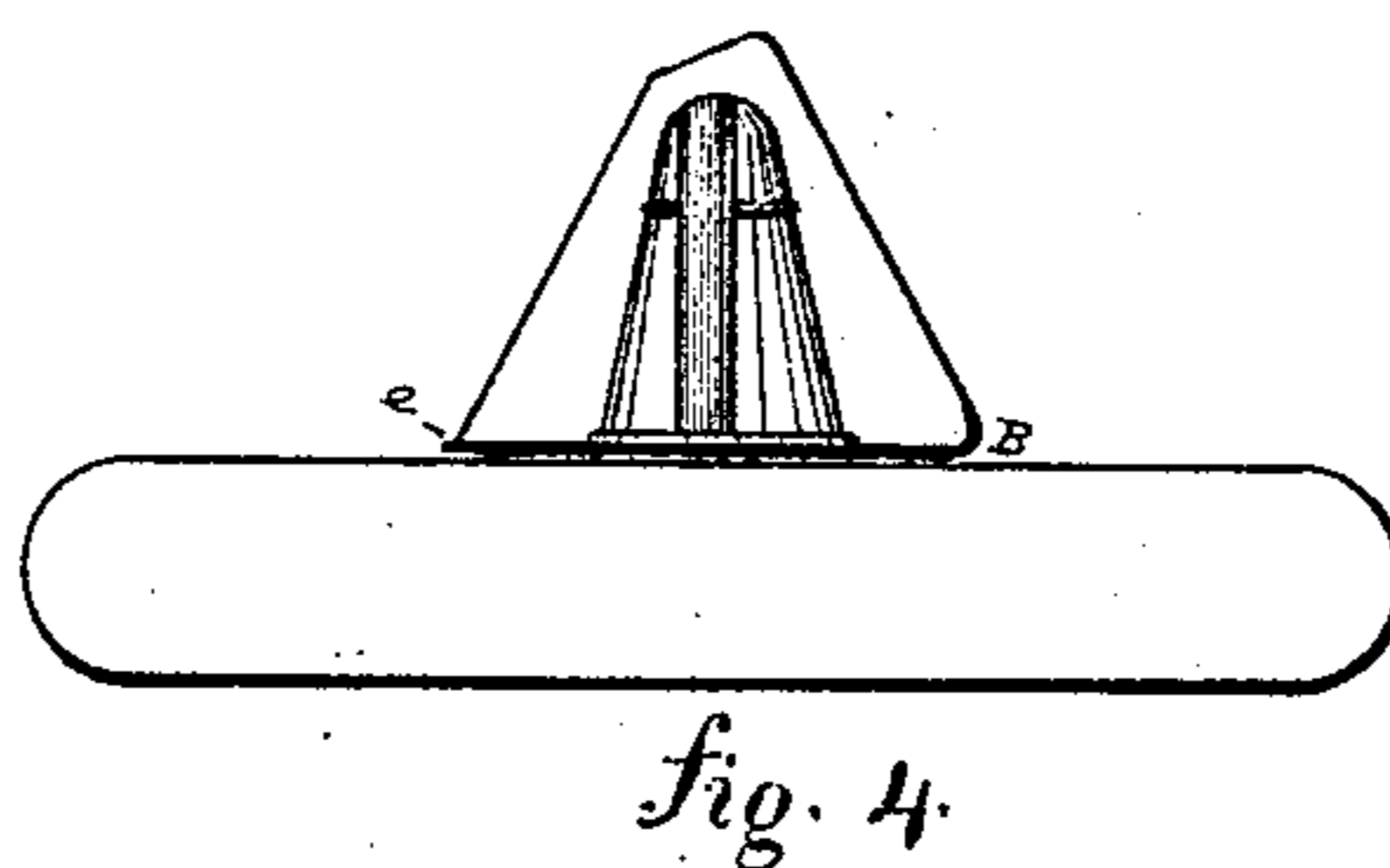
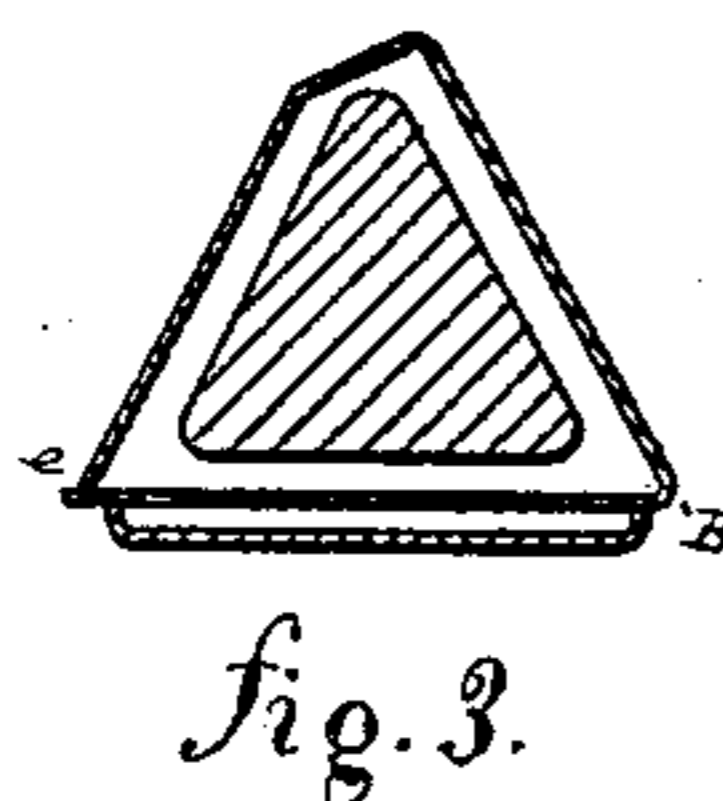
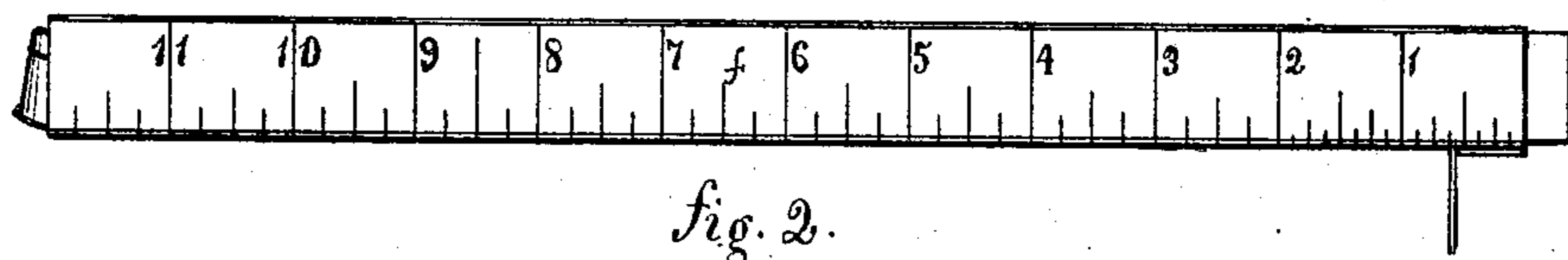



H. ADLER.  
Ruler.

No. 206,410.

Patented July 30, 1878.



Witnesses.  
H. J. Davis.  
Wm. Campbell

Inventor  
Henry Adler.  
Per. W. L. Johnston  
Attorney

# UNITED STATES PATENT OFFICE.

HENRY ADLER, OF PITTSBURG, PENNSYLVANIA.

## IMPROVEMENT IN RULERS.

Specification forming part of Letters Patent No. **206,410**, dated July 30, 1878; application filed January 22, 1878.

*To all whom it may concern:*

Be it known that I, HENRY ADLER, of Pittsburg, in the county of Allegheny and State of Pennsylvania, have invented a new and useful Improvement in Combined Ruler and Paper-Tearer; and I do hereby declare that the following is a full and exact description thereof, reference being had to the accompanying drawings, and to the letters of reference marked thereon.

My invention relates to an improvement in combined ruler, paper-tearer, pencil-sharpener, and T-square; and consists in constructing said article in the form of a hollow prism, and of sheet metal, and providing one of its corners with a rounded surface to prevent blotting when using ink in the operation of ruling, the opposite edge or corner being used as a paper-tearer. One of its sides is spaced off with figures for the purpose of forming a measuring-rule. The rule is made hollow, forming a receptacle for pens and pencils, which is inclosed by an erasive stopple and pencil-sharpener corresponding in form to the interior of the rule. At the closed end is a lead-pencil sharpener, said ruler being susceptible of being changed to a T-square by a detachable T-head.

To enable others skilled in the art to make my invention, I will proceed to describe its construction.

In the accompanying drawings, which form part of my specification, Figure 1 is a bottom view of my improvement. Fig. 2 is a side view, showing the measuring-rule. Fig. 3 is a transverse section at line *yy* of Fig. 1. Fig. 4 is an end view, showing the T-head and lead-pencil sharpener. Fig. 5 is a view of the stopple.

The rule is formed of a strip of sheet metal

and bent into the form of a hollow prism, the edges of which are united by the soldering process. One of the corners or edges, B, of the under side A is rounded, so as to prevent blotting while using ink for ruling, while the opposite edge, *c*, is sharp and lies close to the paper, so as to form a paper-tearer. The face *f* is spaced off and marked with figures, so that it can be used as a measuring device.

The rule is made hollow for the purpose of forming a receptacle for pens and pencils, and is provided with a stopple corresponding in shape to the rule. One end of said stopple is provided with a rubber. The surface of the stopple is rough, so that it can be used as a slate-pencil sharpener. The opposite end of the ruler is provided with a lead-pencil sharpener of the ordinary construction.

By constructing an article of sheet metal, as hereinbefore described, it can be used for all the purposes hereinbefore mentioned.

The advantage of said rule as a desk tool will be apparent to persons requiring to use such articles.

Having thus described my improvement, what I claim is—

A rule made in the form of a prism having a rounded and a sharp edge, the sides being spaced off and marked with figures and provided with a detachable T, whereby a ruler, measurer, paper-tearer, and receptacle for pens and pencils are formed, substantially as herein described.

H. ADLER.

Witnesses:

A. C. JOHNSTON,  
B. L. JOHNSTON.