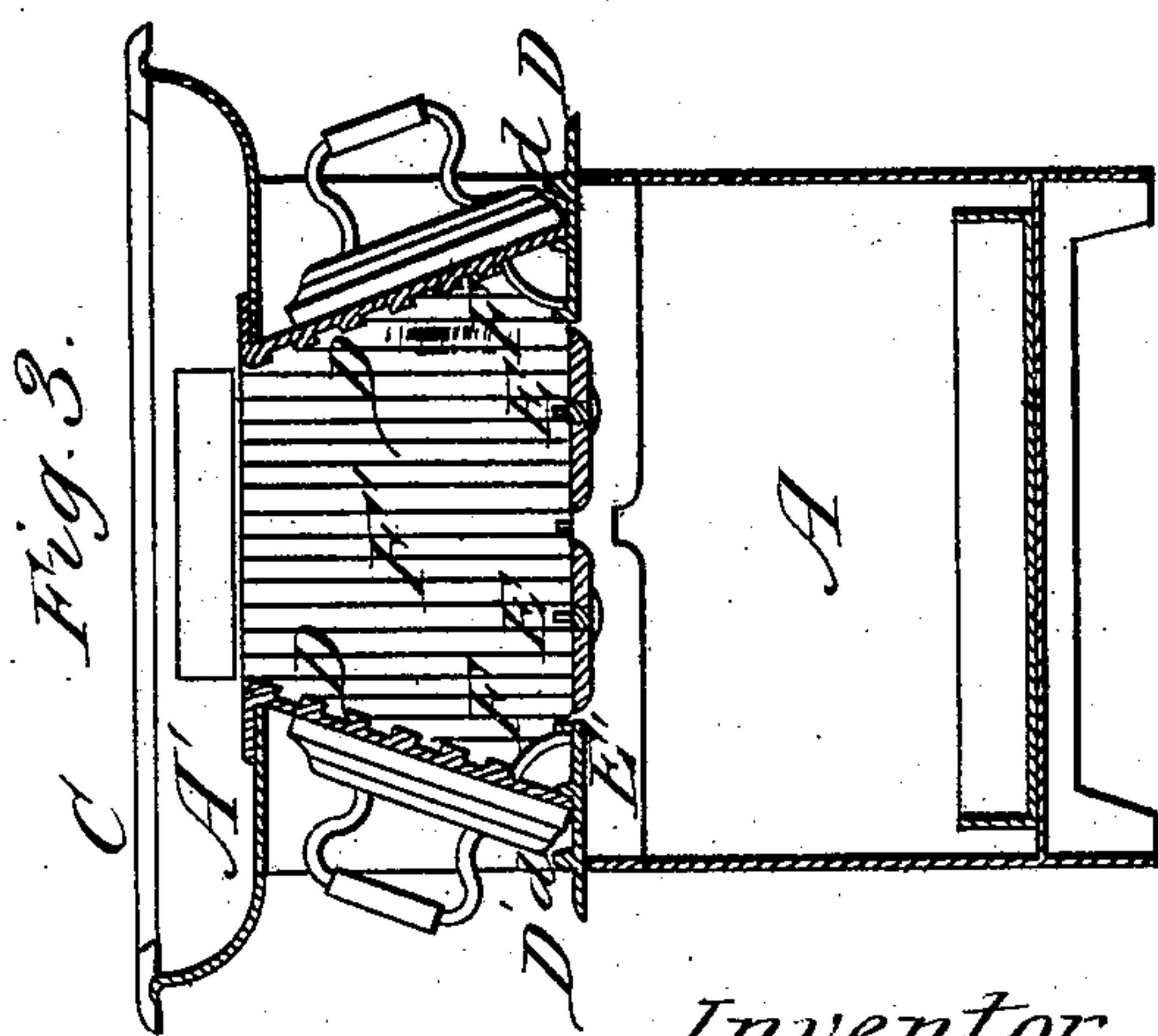
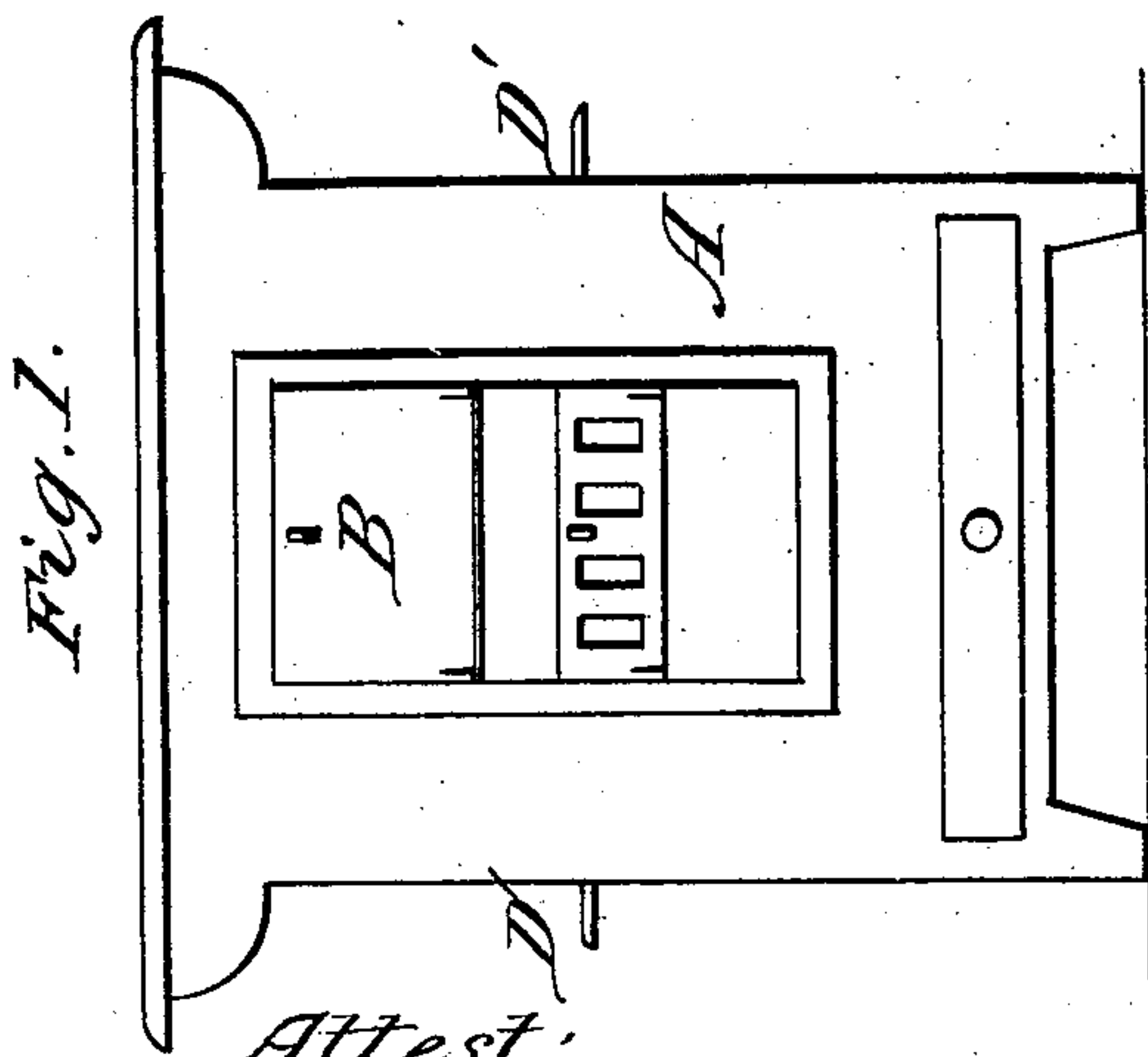
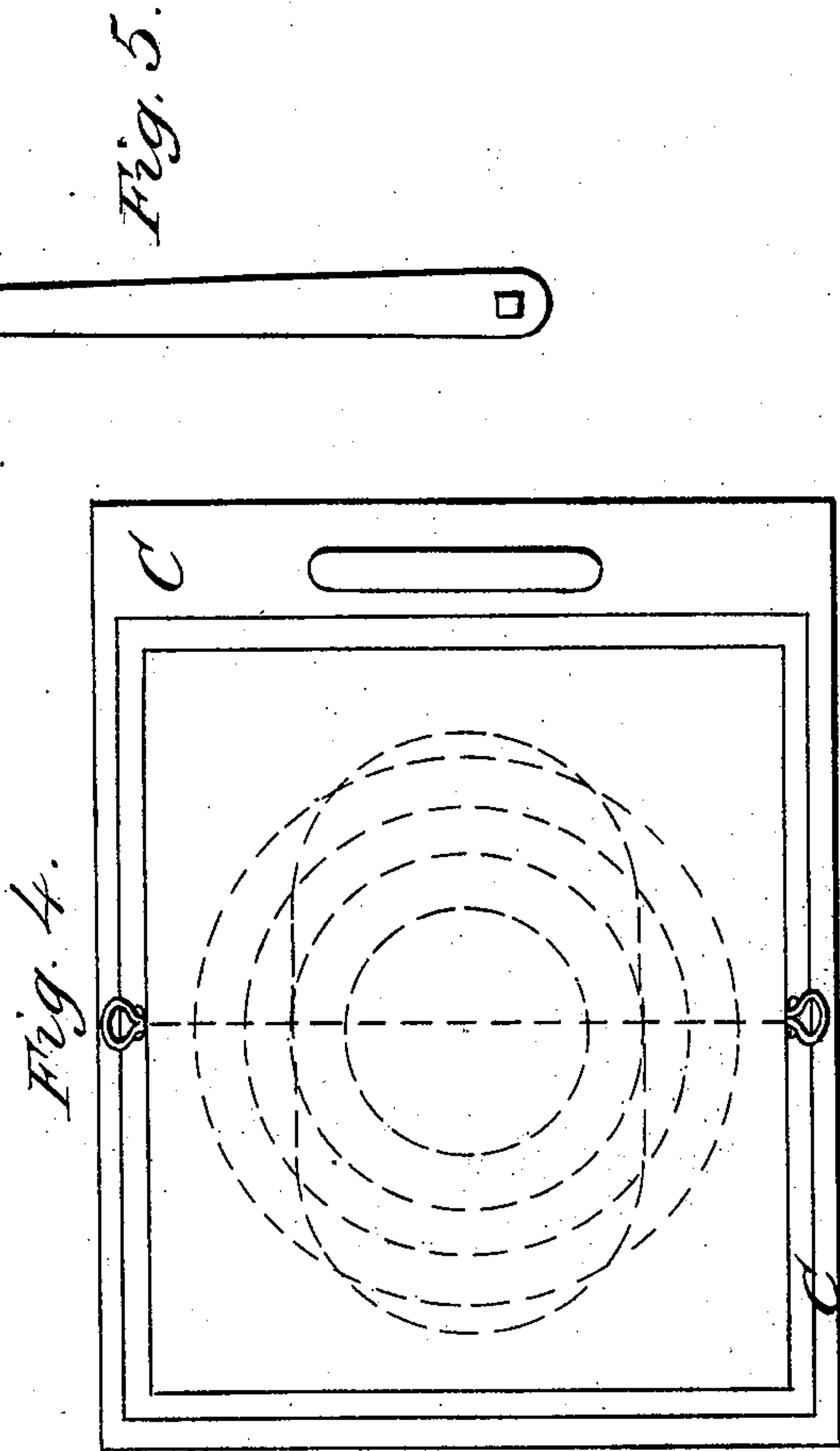
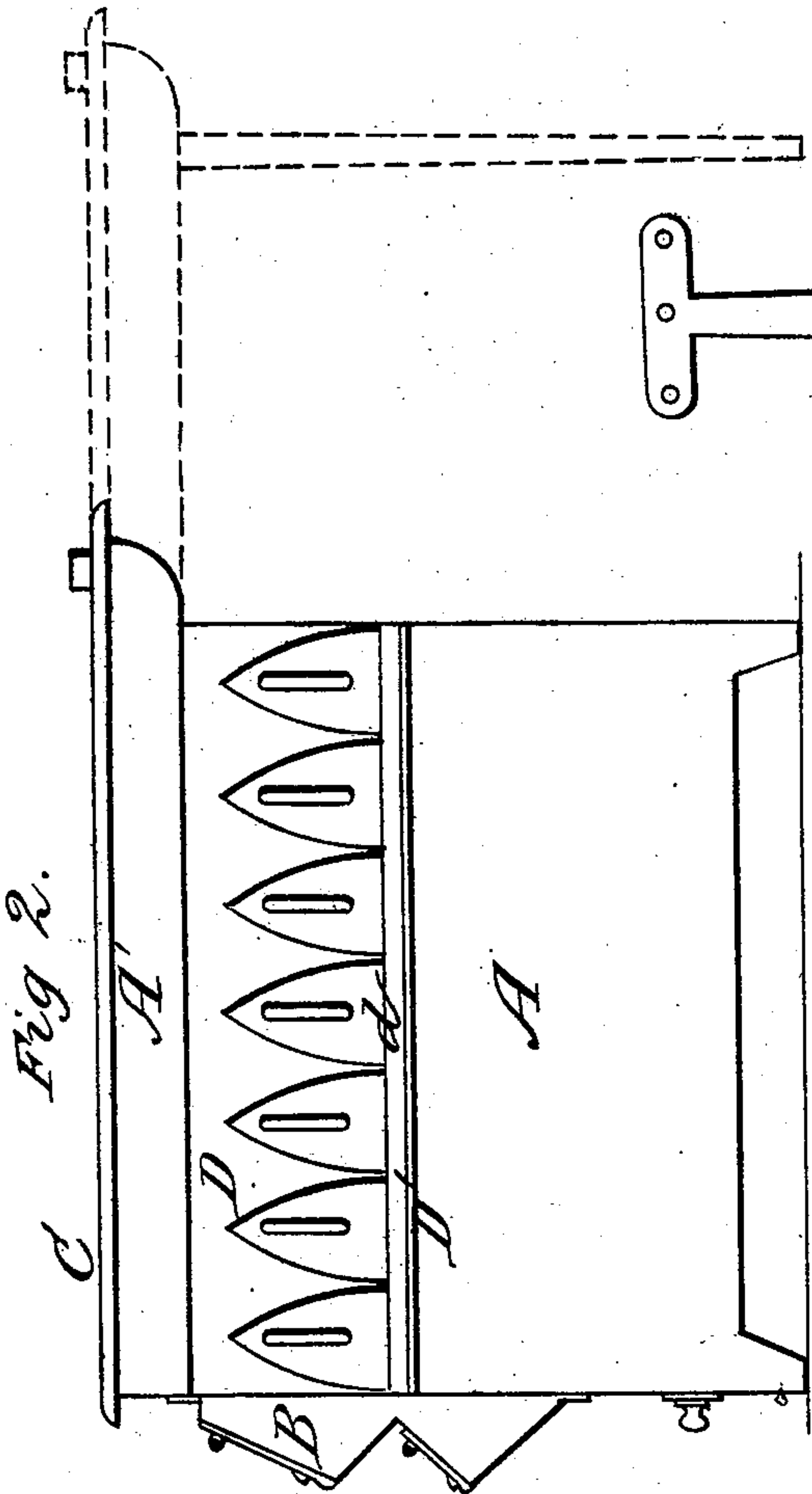


J. VOEGTLE.  
Laundry-Stove.

No. 206,407.

Patented July 30, 1878.



Attest.  
O. F. Mayhew  
J. M. Levette.

Inventor.  
Jacob Voegtle.

# UNITED STATES PATENT OFFICE.

JACOB VOEGTLE, OF INDIANAPOLIS, INDIANA.

## IMPROVEMENT IN LAUNDRY-STOVES.

Specification forming part of Letters Patent No. **206,407**, dated July 30, 1878; application filed April 19, 1878.

*To all whom it may concern:*

Be it known that I, JACOB VOEGTLE, of Indianapolis, in the county of Marion and State of Indiana, have invented certain Improvements in Laundry-Stoves, of which the following is a specification:

This invention relates to form, construction, and arrangement of the several parts of the stove, and has for its object to combine the best form for heating sad-irons at the sides of the fire-box with such form of the fire-box as to render it most efficient in heating and economical in the use of fuel, together with cheap, substantial, and durable construction, and such form of the upper part of the stove that it will be better adapted to heating large vessels of water or a larger number of irons.

The main body A A' of the stove is of sheet-iron, made in the form shown. The top frame C, inclined plates D, horizontal plates D', end pieces E', grates E, door-frame and doors B, and lining-plates F F' are of cast-iron.

In order that the quantity of fuel may be small and kept compactly together, so as to induce a more active combustion, and thus produce the requisite heat with greatest economy of fuel, and to bring the irons close to the heat, and at the same time to obtain a substantial and economical construction, I have arranged the several parts as shown and described.

The fire-box is constructed and formed of the end pieces E', side pieces D', inclined plates D, grates E, and lining F F', arranged as shown.

The end pieces E' serve to hang the grates E in and to strengthen and prevent warping of the front and rear sheet-iron plates. The horizontal side plates, D', serve as a rest for the lower ends of plates D and F, and also for the heels of the irons. An upward projecting flange, d, on plate D' serves to hold the face of the irons flat against the heating-plates D. The plates D' project inward to support the lower ends of plates F, thereby contracting the fire-box at the base or grate-line.

The plates F are made in sections and set loosely in position, as shown, so as not to require fastening in, wherefore they can be readily renewed when burned out.

The upper edges of the sheet-iron side plates are secured to the under side of the plates D', and the latter are bolted at their ends to the end plates, E', thereby giving great strength to the stove in this part.

The curved sheet-iron plates forming the bottom of the upper portion or top A' of the stove, as shown, are permanently riveted to the front and rear sheet-iron plates, thereby forming a part of the body A of the stove. These plates project inwardly to receive the upper ends of plates D, which are furnished with a flange to hook over them, thus protecting the sheet-iron and affording a permanent support to the upper ends of plates D.

The upper part of the stove is formed so as to provide for the expansion of the hot products of combustion under a greater top radiating-surface than if made only the size of the body below, and which may be utilized for heating irons, large vessels of water, or other purposes.

The grates E are hung to rock or tilt, and also to slide or shake longitudinally in the pieces E'.

It is contemplated to attach an extension in the rear of the stove, as indicated by the dotted lines in Figure 2, so that an additional number of irons or extra vessels of water may be heated, if desired.

I make no claim specifically to the inclined heating-plates against which the irons rest in laundry-stoves, as they are in common use in various forms; nor do I make any claim to contracting the fire-pots at the bottom or fire-grate of such stoves, except in the manner shown and described.

I claim as my invention—

1. In a laundry-stove having recesses formed in the sides for the reception of sad-irons, the plates D D' and lining-plates F, arranged in the manner shown and described, for the purpose set forth.

2. The combination of the plates D D' and F with the expanded upper portion, A', of the stove, all formed, constructed, and arranged substantially as set forth.

JACOB VOEGTLE.

Witnesses:

O. F. MAYHEW,  
G. M. LEVETTE.