
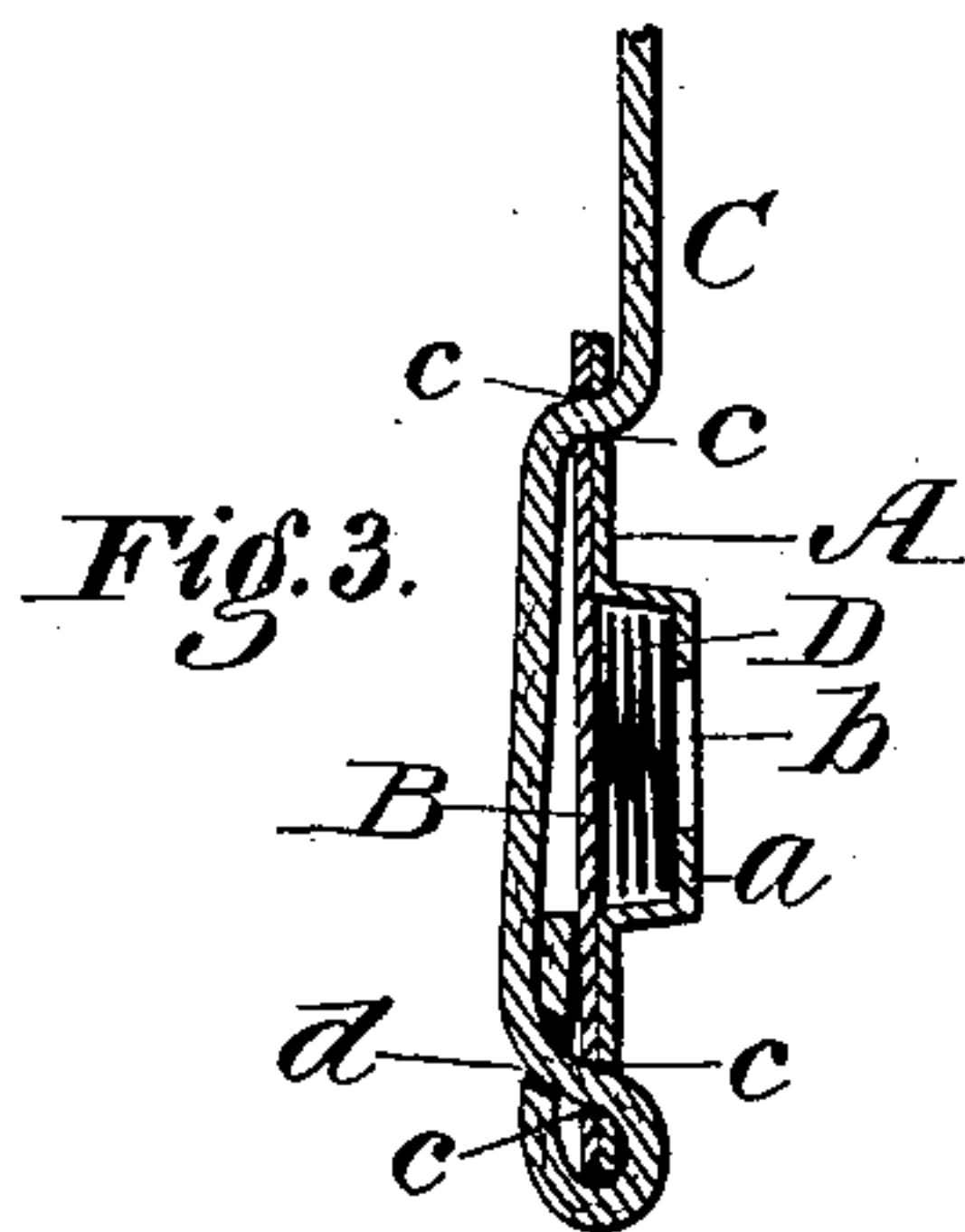
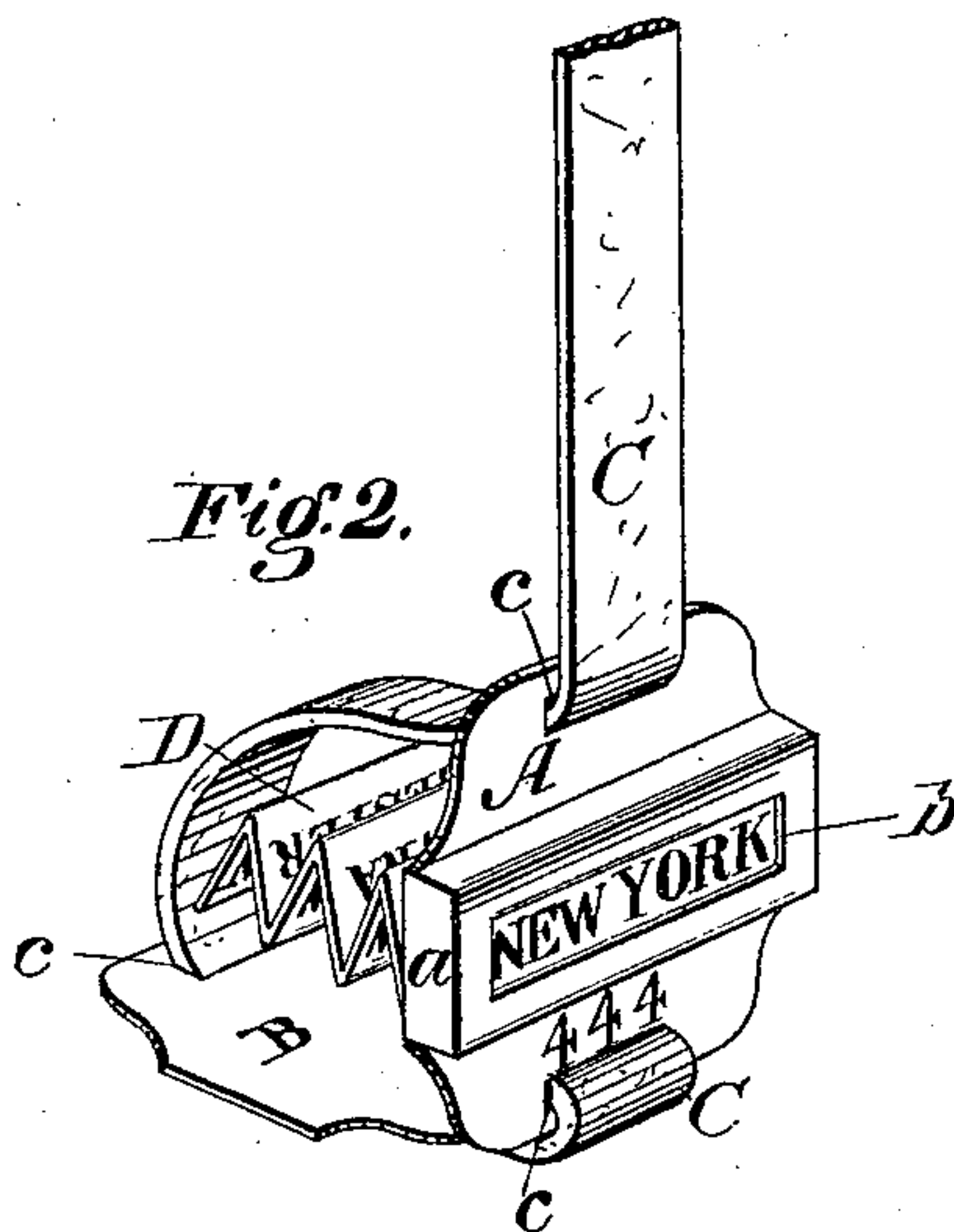
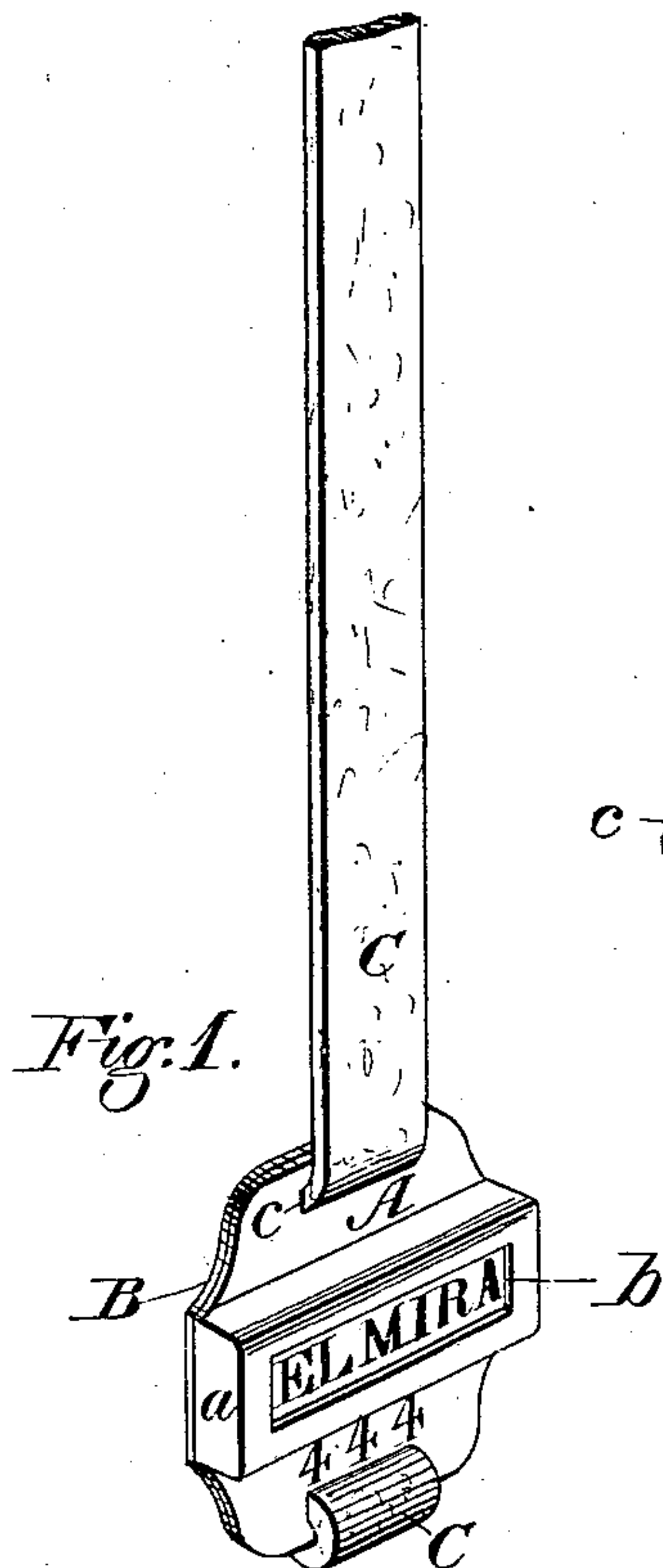


W. H. JOHNSON.
Baggage-Check.

No. 206,244.

Patented July 23, 1878.



Witnesses:
Donn P. Twitchell.
Will W. Dodge.

Inventor:
W. H. Johnson,
by Dodge & Son.
Atty.

UNITED STATES PATENT OFFICE.

WILLIAM H. JOHNSON, OF DELHI, NEW YORK, ASSIGNOR OF ONE-HALF HIS
RIGHT TO G. E. MARVINE, OF SAME PLACE.

IMPROVEMENT IN BAGGAGE-CHECKS.

Specification forming part of Letters Patent No. **206,244**, dated July 23, 1878; application filed
November 23, 1877.

To all whom it may concern:

Be it known that I, W. H. JOHNSON, of Delhi, in the county of Delaware and State of New York, have invented certain Improvements in Baggage-Checks, of which the following is a specification:

My invention relates to that class of baggage-checks which are arranged to present to view, one at a time, the names of stations along the route on which the checks are used; and the improvements consist in a check composed of two parts, held together by the strap which serves to attach the check to the trunk or other article, one of said parts being formed with a receptacle or case to receive a folded slip containing the names of stations, having an opening through which one of the names may be seen; in the employment of a printed slip containing the names of stations, which may be readily removed and replaced by one containing those of another route, whereby the check is adapted for use on different roads or routes; and in a folded slip, which presents but one name to view at a time, and which may be held in a small space.

In the accompanying drawings, Figure 1 represents a perspective view of my improved check ready for use; Fig. 2, a perspective view of the same opened to remove the slip; Fig. 3, a vertical central section of the check closed, and Fig. 4 a view of the folded ticket removed.

The check consists of two metallic plates, A and B, one of which has an enlargement or case, *a*, formed upon its face, within which is placed a folded slip or ticket, D, containing the names of stations, the case having an opening, *b*, in its face through which to view one of the names. The plates A and B are provided with corresponding openings *c* near their upper and lower edges, and are so arranged that when placed together the plate B shall close the back of the case or enlargement *a*.

C represents the strap by which the check is secured to the trunk or other article to which it is applied, one end of which is passed through the openings *c* in the lower edges of the plates A and B, and through an opening,

d, in the opposite end of the strap, and is thence carried upward across the back of plate B through the openings *c* at the upper edge of the plates, and thus securing them together above and below, as shown in Figs. 1 and 3, when the strap C is drawn tight.

By loosening the strap, as shown in Fig. 2, the plates may be separated at their upper edge, the strap serving as a hinge at their lower edge, and preventing their being detached at that point.

When thus separated or opened, the slip or ticket D may be inserted or removed at will, thus permitting a different name to be presented to view.

The slip or ticket D consists merely of a straight strip of paper or other suitable material, on which are printed or otherwise produced, at equal distances from each other, the names of the various stations along the route on which the check is to be used. This strip is folded midway between the names, leaving the desired name on the outside, and is then placed within the case or receptacle *a*, with the name opposite the opening *b*, through which it may be viewed from the outside. The proper name being thus arranged, the strap C is drawn tight, thus securing the plates against each other and retaining the slip in place.

By thus folding the ticket or slip D it becomes impossible for any name other than the proper one to come opposite the opening *b*, even in the event of the ticket being folded small, and thus permitted to slip about in the case *a*. When properly folded, however, the slip will just fill the case or receptacle *a*, and cannot move about, and thus the name will be kept directly in front of the opening, where it may be readily seen.

It will also be seen that by folding the ticket it may be placed in a very small space, and hence the check may be made of the ordinary size.

The use of a printed slip also permits the use of the check on different routes by simply changing the strip for one containing the names of stations on the route on which the check is to be used.

By the construction above described I am

enabled to dispense with expensive hinges and fastenings, and to produce a very simple and efficient article at a small cost.

The check, when thus constructed, is strong and durable, and in no way liable to become inoperative or injured by denting, bending, or bruising.

Having thus described my invention, what I claim is—

The baggage-check consisting of the plates A B, constructed and united by the strap C, as shown, and the folded strip D, bearing a series of station-names mounted between the plates, as described and shown.

WILLIAM H. JOHNSON.

Witnesses:

C. A. FOOTE,

CHAS. E. HITT.