

W. S. MOON.  
Cultivator.

No. 205,889.

Patented July 9, 1878.

Fig. 1.

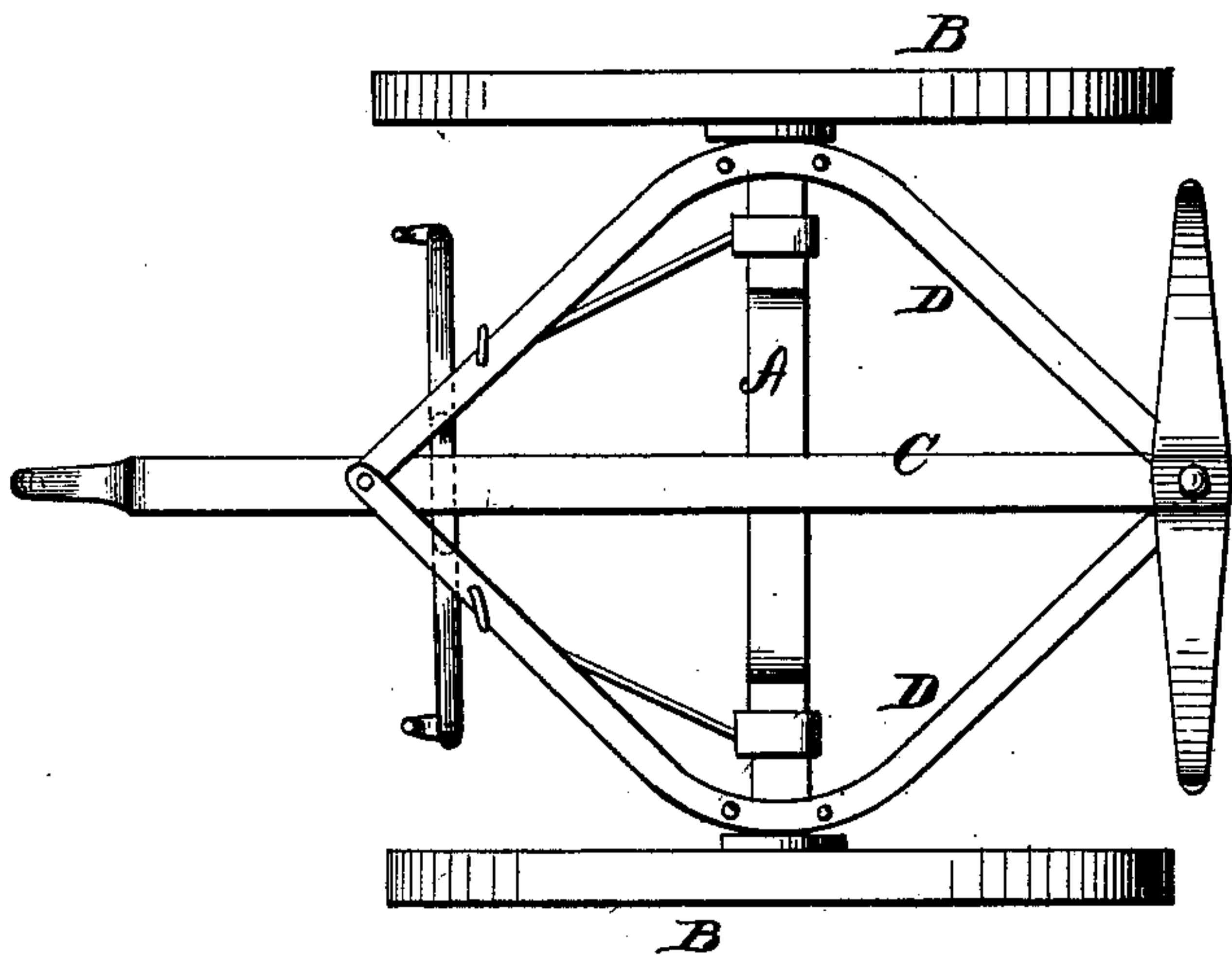


Fig. 2.

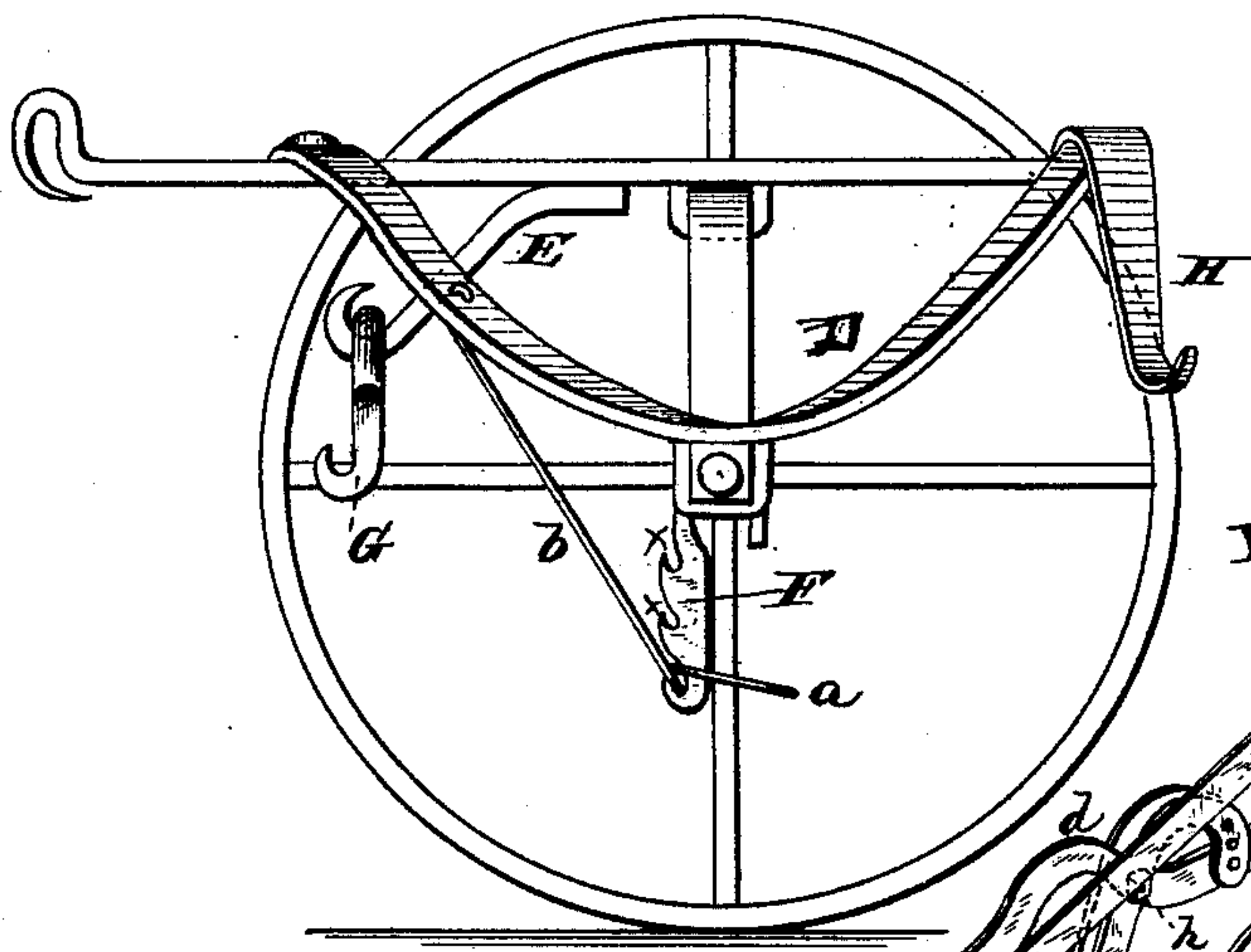


Fig. 4.

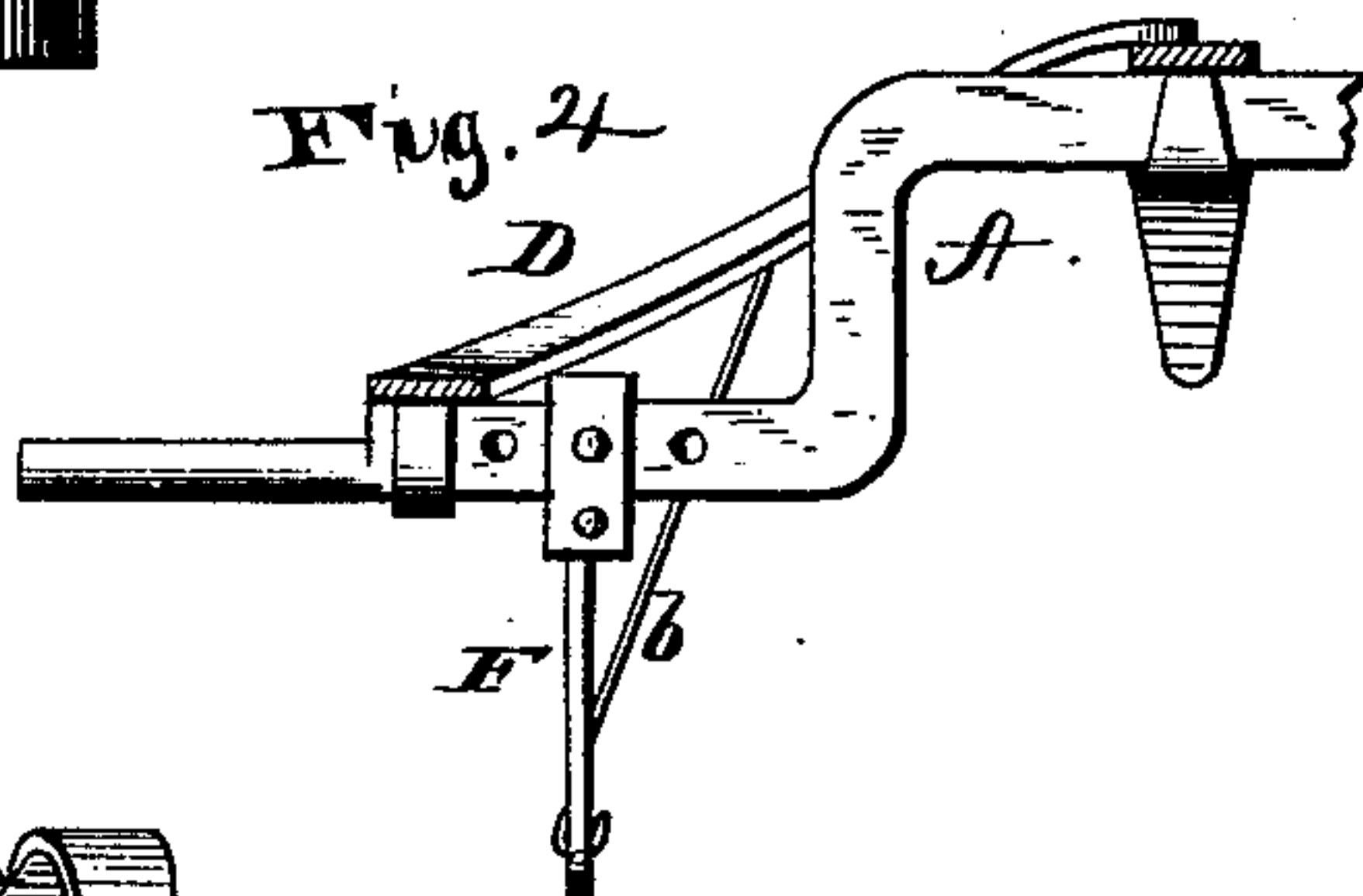
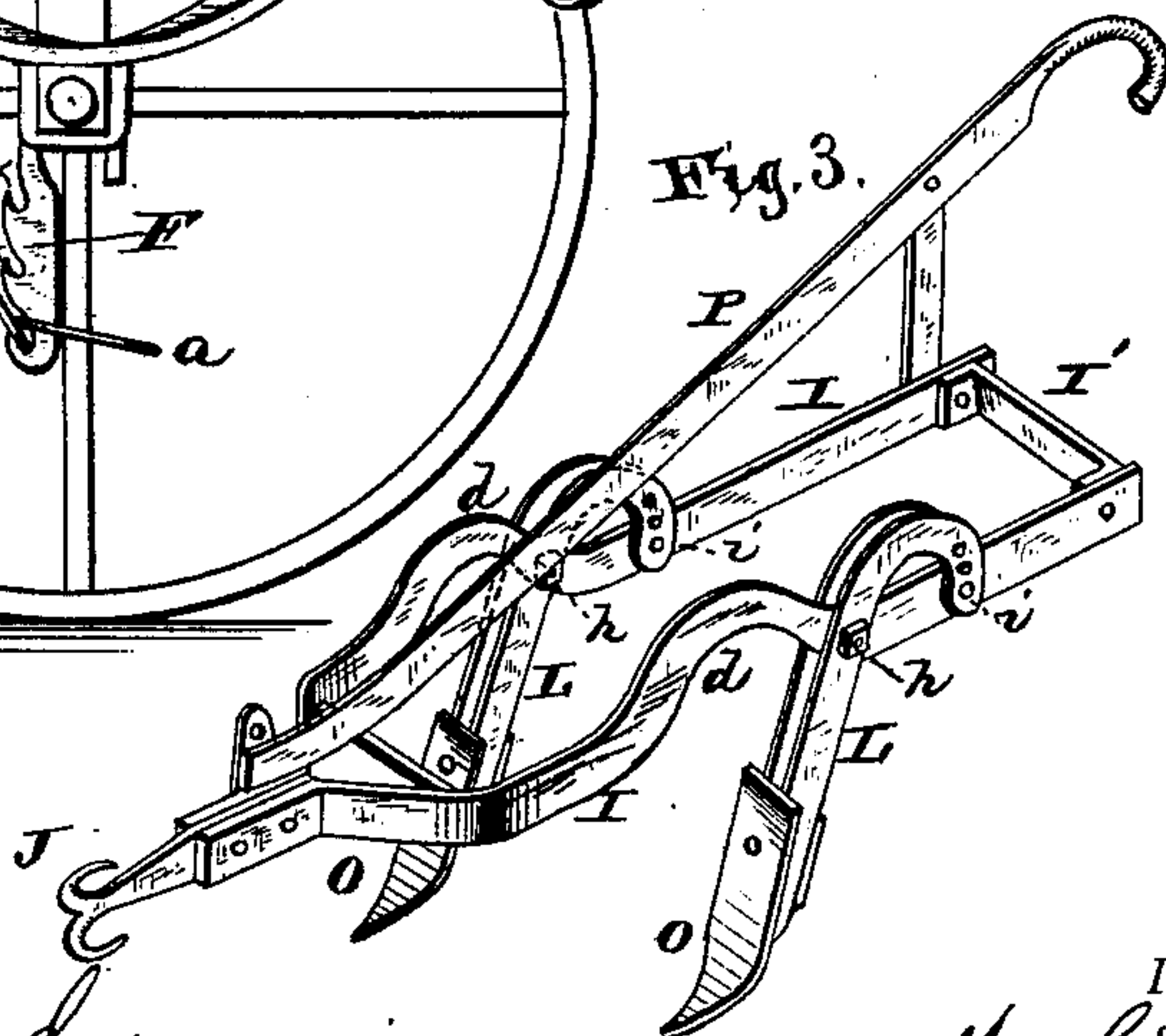


Fig. 3.



WITNESSES  
Frank L. Curran  
H. A. Toulmin.

By

INVENTOR  
W. S. Moon  
H. A. Toulmin  
Attorneys

# UNITED STATES PATENT OFFICE.

WILLIAM S. MOON, OF PLEASANT GROVE, GEORGIA.

## IMPROVEMENT IN CULTIVATORS.

Specification forming part of Letters Patent No. **205,889**, dated July 9, 1878; application filed April 15, 1878.

*To all whom it may concern:*

Be it known that I, WILLIAM S. MOON, of Pleasant Grove, in the county of Forsyth, and in the State of Georgia, have invented certain new and useful Improvements in Cultivators; and do hereby declare that the following is a full, clear, and exact description thereof, reference being had to the accompanying drawings, and to the letters of reference marked thereon, making a part of this specification.

The nature of my invention consists in the construction and arrangement of a cultivator, as will be hereinafter more fully set forth.

In order to enable others skilled in the art to which my invention appertains to make and use the same, I will now proceed to describe its construction and operation, referring to the annexed drawing, in which—

Figure 1 is a plan view, and Fig. 2 a side elevation, of the carriage. Fig. 3 is a perspective view of one of the plow attachments. Fig. 4 is a rear view of one end of the axle.

A represents an arched axle, provided with a wheel, B, at each end. C represents the tongue secured on top of the axle A, and extending a suitable distance in rear thereof. On each side is a curved side beam, D, fastened on top to the end of the axle, and the ends of said bars fastened by bolts or otherwise to the tongue.

From each arm of the axle A depends an arm, F, the upper end of which is in the form of a square hook, to fit over the axle, and which is then fastened by a bolt. The axle being perforated, the arms F F can be adjusted out or in as required, to regulate the distance between the plows.

The front edge of each arm F is provided with a series of notches, *x x*, in which a link, *a*, is adjusted for connecting the plows high or low, as required, and the lower end of said arm F is, by means of a rod, *b*, braced forward to the bar D.

To the under side of the tongue C is secured a hook, E, for the attachment of the whiffletree G, and on the rear end of the tongue is secured a double hook, H, for suspending the plows in going to and from the field.

To each bar F is connected a metal framework, consisting of the two parallel bars I I, having their rear ends connected by a cross-bar, I', and their front ends are bent inward toward each other, and connected together with a clevis, J, between them, as shown in Fig. 3.

Each side bar I has an upward curve or bend, as shown at *d*, and immediately in rear of such bend the plow-foot is pivoted. This plow-foot consists of a metal bar, L, bent double in the center, and the two arms passing up, one on each side of the bar I, and pivoted by a bolt, *h*. Above this pivot the arms are curved rearward and downward, and fastened by a break-pin, *i*, to the bar I. The ends of the arms of the plow-foot are perforated with several holes for the passage of the break-pin *i*, so that the plow-foot can be adjusted and set at any angle desired.

O is the plow fastened to the plow-foot. P is the handle, secured to the frame in the manner shown.

By the curves *d* in the bars I in front of the plow-feet, more room is obtained, and the operator can the better see to manipulate the plows.

Having thus fully described my invention, what I claim as new, and desire to secure by Letters Patent, is—

In combination with the side beam I, provided with the bend *d*, the plow-foot L, formed of a metal bar, bent double in the center, with one arm on each side of the side beam, and provided with rearwardly and downwardly curved tops, and connected to the beam at two points, as shown at *h i*, as and for the purposes set forth.

In testimony that I claim the foregoing I have hereunto set my hand this 5th day of April, 1878.

W. S. MOON.

Witnesses:

J. P. CANNING,  
J. P. HARMON.