

H. LOEHR.
Bottle Stopper-Fastener.

No. 205,881.

Patented July 9, 1878.

Fig. 1.

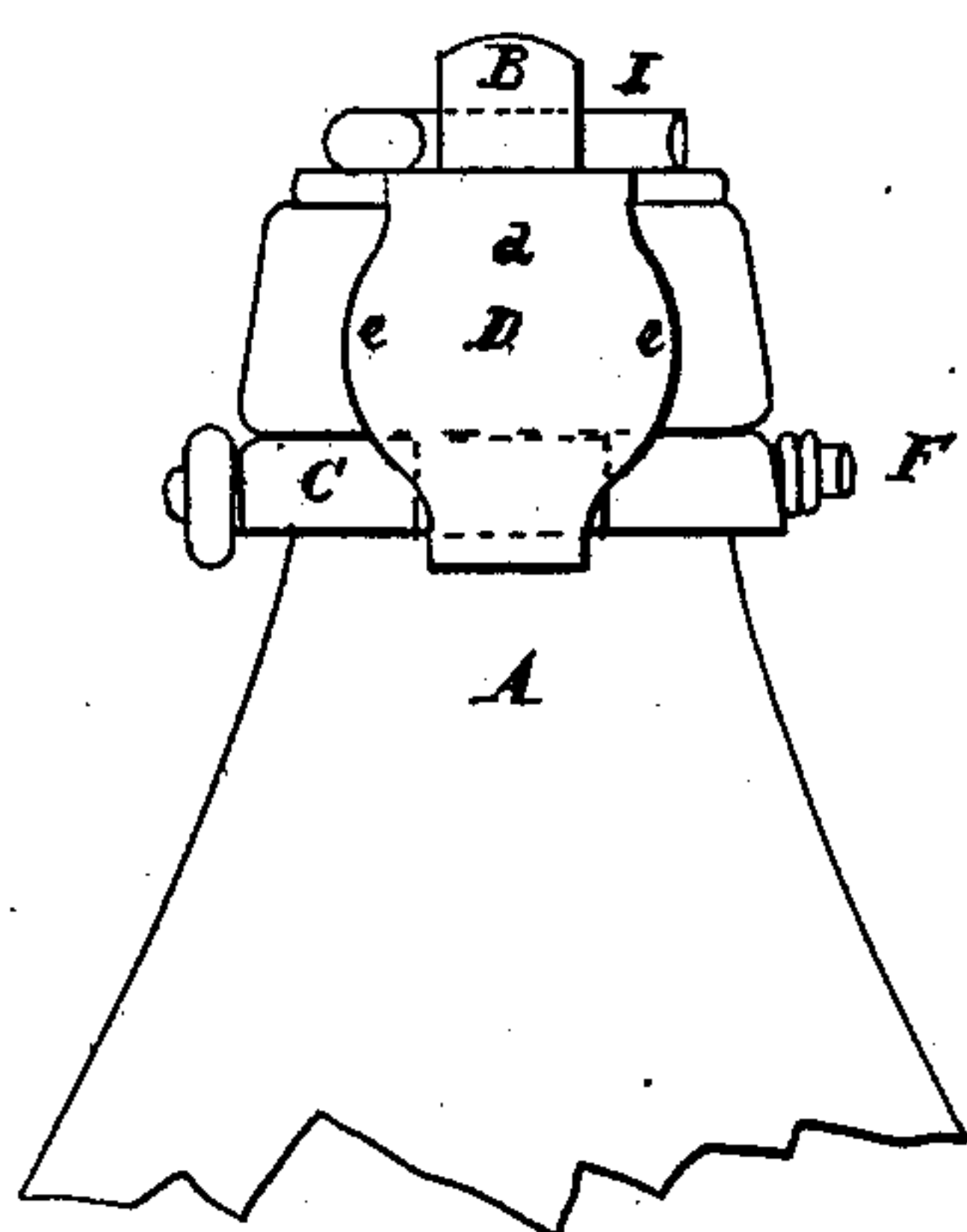


Fig. 2.

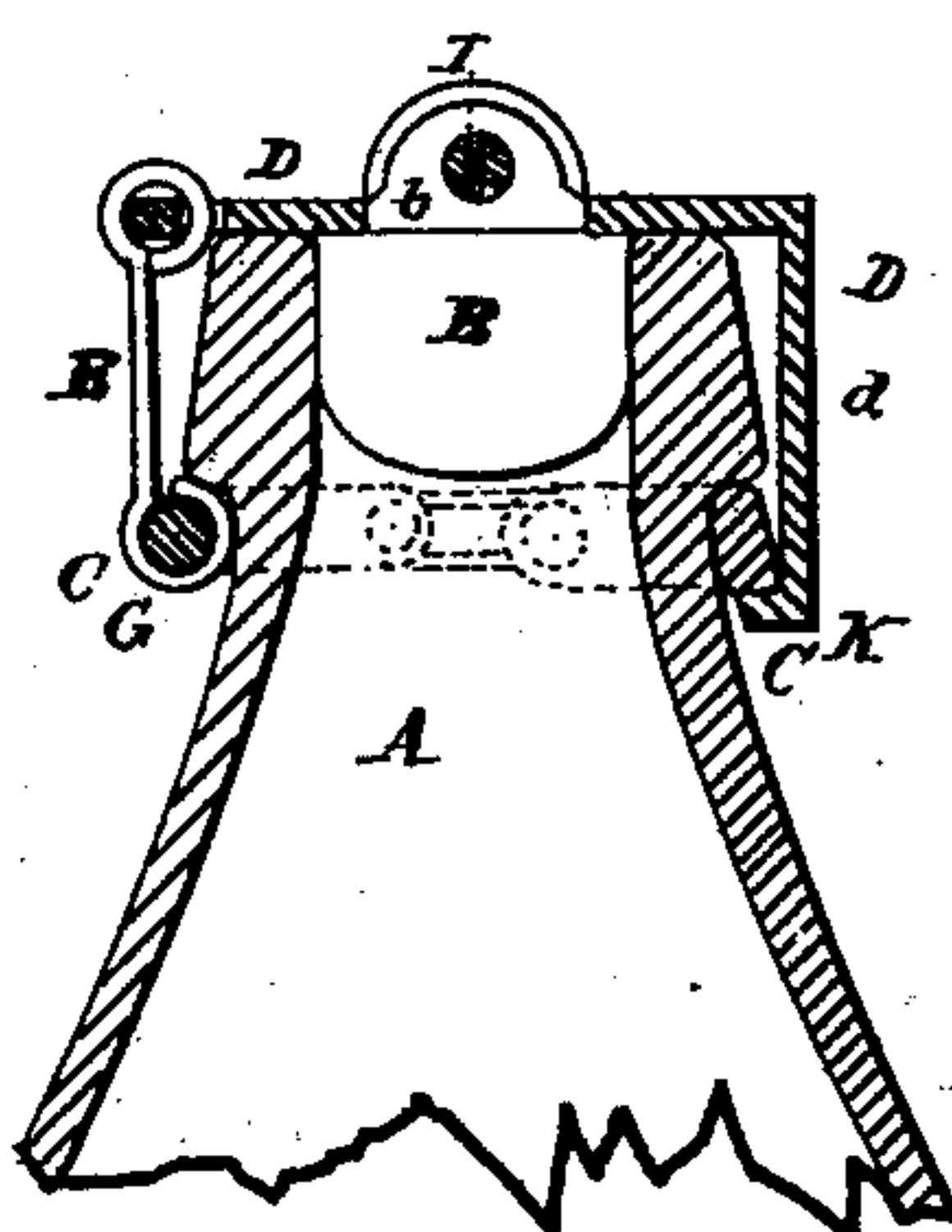


Fig. 3.

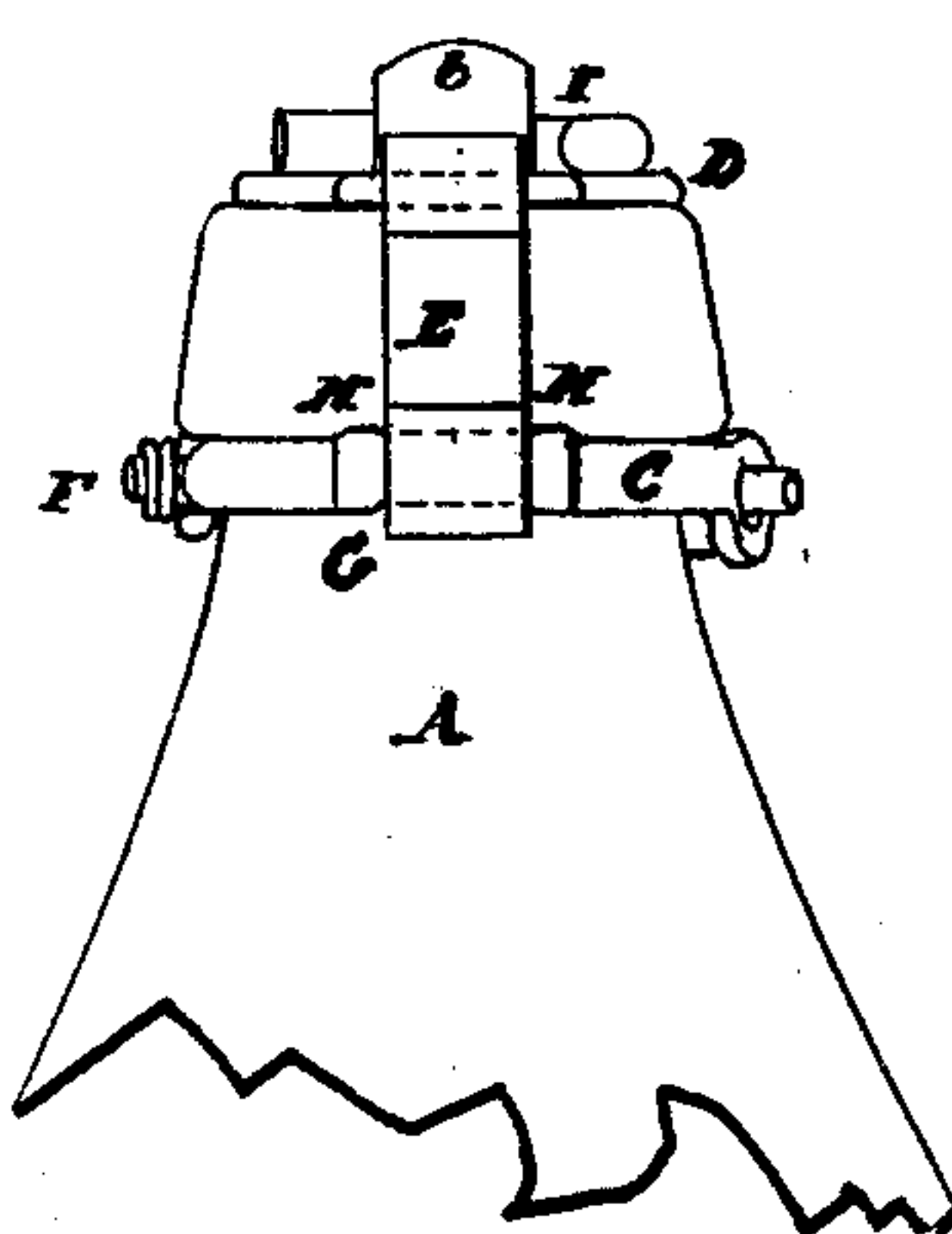


Fig. 5.

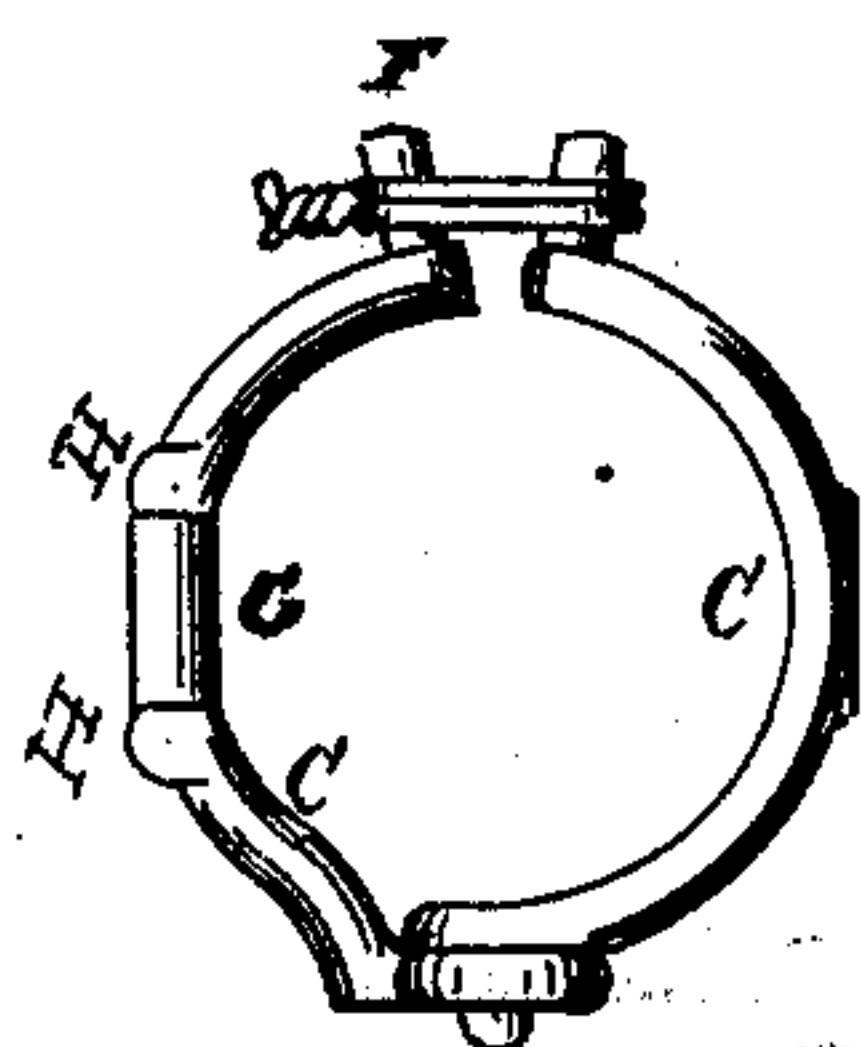


Fig. 4.

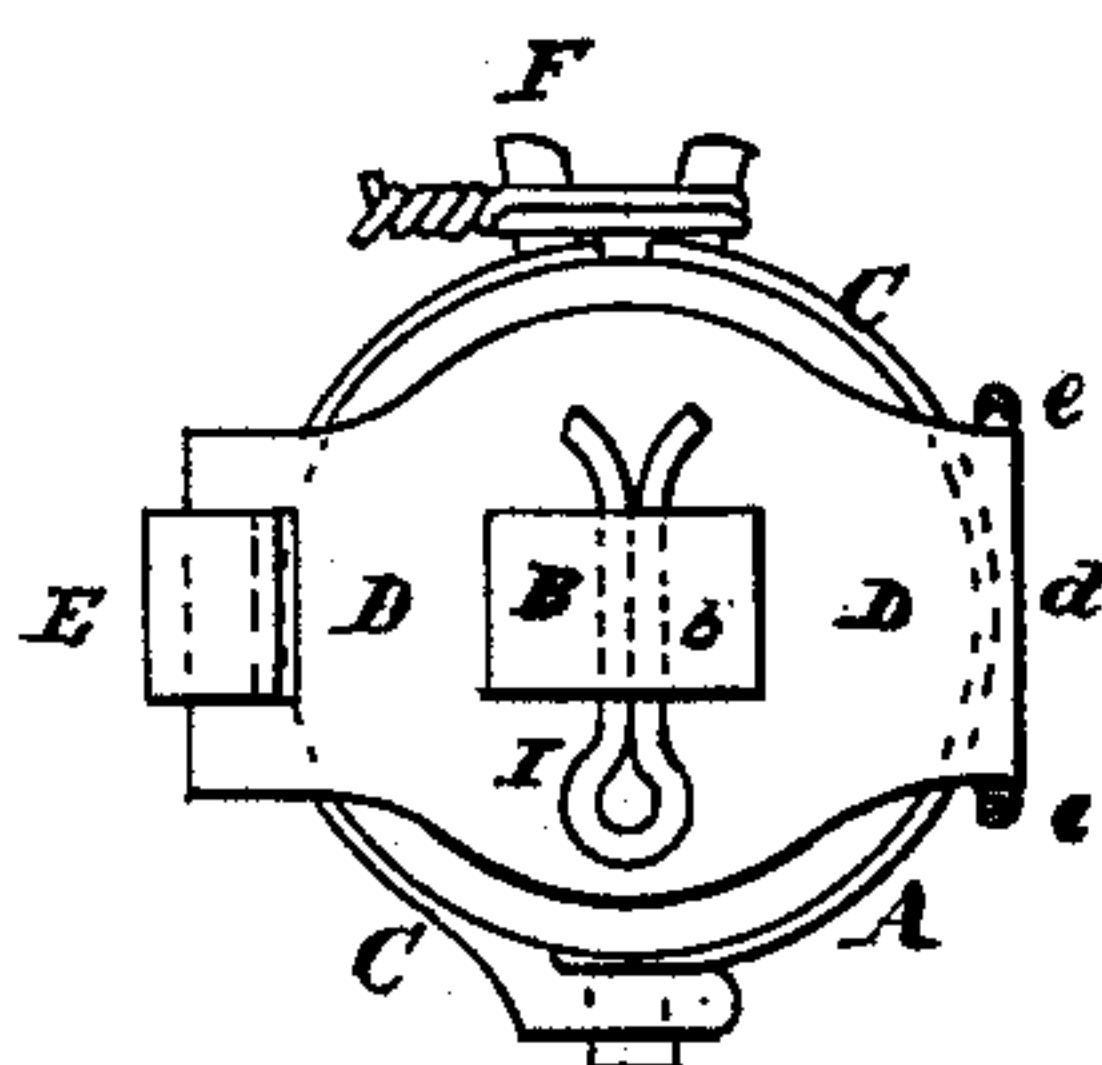


Fig. 6.

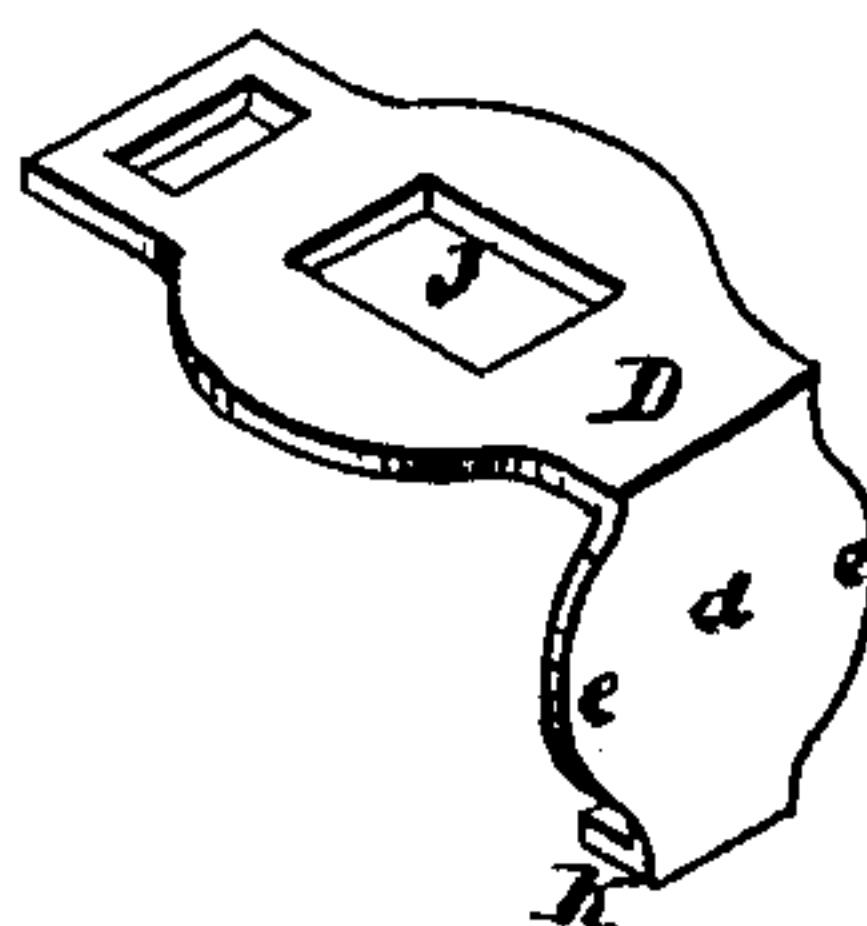
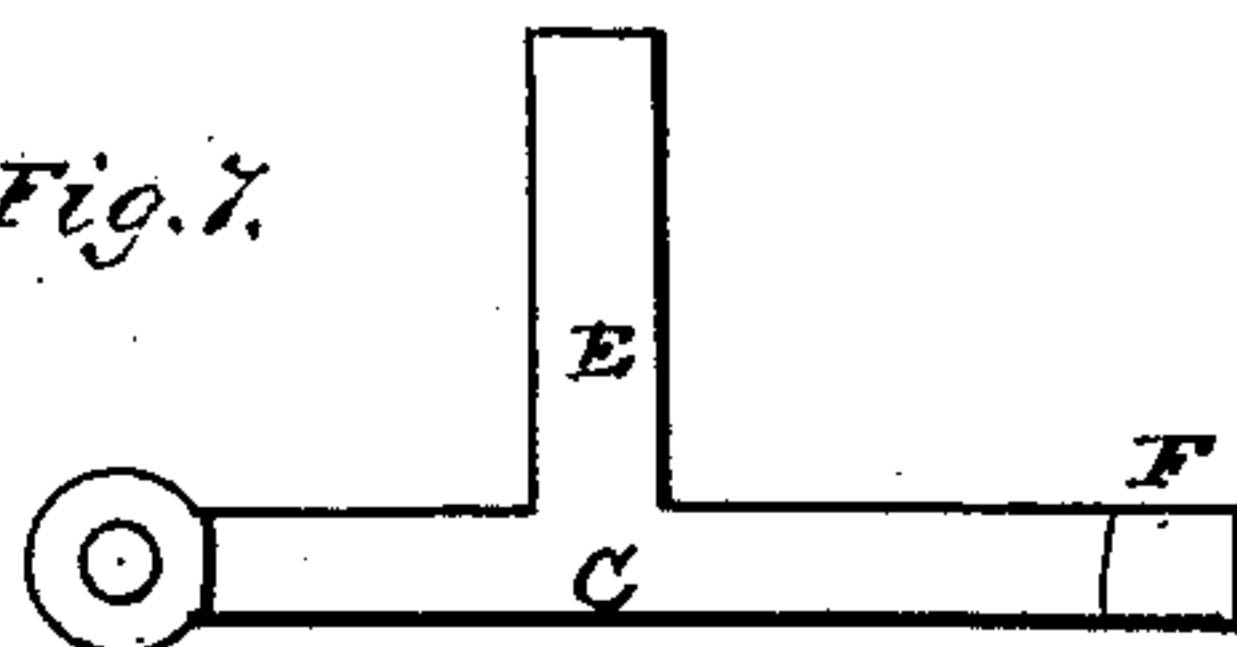


Fig. 7.



Witnesses.

R. Boehlman
Daniel Daly

Inventor.

Heinrich Loehr

UNITED STATES PATENT OFFICE.

HEINRICH LOEHR, OF NEW YORK, N. Y.

IMPROVEMENT IN BOTTLE-STOPPER FASTENERS.

Specification forming part of Letters Patent No. **205,881**, dated July 9, 1878; application filed June 3, 1878.

To all whom it may concern:

Be it known that I, HEINRICH LOEHR, of the city of New York, in the county of New York and State of New York, have invented certain new and useful Improvements in Bottle-Stoppers; and I do hereby declare that the following is a full, clear, and exact description thereof, which will enable others skilled in the art to which it appertains to make and use the same, reference being had to the accompanying drawings, and to the letters of reference marked thereon, which form a part of this specification, in which—

Figure 1 represents a front view of the bottle-stopper made according to my invention; Fig. 2, a vertical central longitudinal section of the same; Fig. 3, a rear view of the same, and Fig. 4 a top view of it. Fig. 5 is a detached top view of the neck-band of the same; Fig. 6, a detached perspective view of the plug-cap of the same. Fig. 7 represents a detached side view of a modification of the rear portion of the neck-band.

This improvement relates to stoppers for bottles containing effervescent liquids; and it consists in the peculiar construction of the plug-cap and its combination with the neck-band of the stopper. This cap, to which the rubber plug is attached, has formed on it a downward-extending hook for locking to the neck-band. Said cap is made of sheet metal, of one piece, which can be cut out and bent in one operation complete, ready for its attachment to the neck-band and bottle.

Similar letters of reference indicate corresponding parts in the several figures.

The letter A designates the neck of the bottle, and B is the rubber plug for stopping the mouth of the same. C represents the neck-band, and D the plug-cap, or cap to which the plug is attached, and E represents the link by which the said cap is attached to the neck-band.

Said neck-band is made of two distinct parts: one flat part, called the "yoke," to bind and circumscribe the front side of the neck of the bottle, and having on each end an outward-projecting stud, for combining it to the second part of the neck-band, which

circumscribes the rear side of the neck, and has on one end an eye to engage over the one stud of the yoke aforesaid. The other end of said second part has also an outward-projecting stud, F, which is secured to the opposite stud of the former or first part of the band by means of wiring them together when around the neck of the bottle.

Said second part of the neck-band, around the rear side of the neck, has the link E bent closely around it at about the central portion G between its ends, and, to prevent the link from slipping away from said part of it, said part is made with shoulders or projections H H to each side of the link.

The plug B has a short upward shank, *b*, which passes through the cap D, and is secured thereto by means of a split pin, I, which is passed over the cap and across said shank through an opening made and formed in said shank of the plug.

The opening J in the cap D for the shank *b* is made to grasp the shank *b* very tightly, and the pin I prevents the shank from ever detaching from the cap, which has a secondary opening on its rear end, through which the link E passes, and is secured by an eye formed on it, which incloses the solid end of the cap.

The forward end *d* of the cap is bent downward at about a right angle, and terminates with short hook K, passing under the front part of the neck-band by tightly pressing the plug and cap home; and by this means the cap and plug is locked to the bottle.

Said part *d* of the cap, forward and in front of the bottle, is made, opposite the central part of the height of the head of the bottle, with an outward enlargement or lip, *e*, on each side of its edge, for the purpose of taking hold in pressing off the hook K from its hold on the neck-band to open the bottle, which is either done by the thumb of the hand, by an ice-pick, or other ready-on-hand instrument, which is applied between the bottle's head and the said forward part of the cap of the stopper.

What I claim as new, and desire to secure by Letters Patent, is—

The bent cap D, having a catch, K, and the plug or stopper B, having a close-fitting projection, *b*, and with the pin I, in combination with the link E and the band C, having a flattened front section or part, all constructed and operating substantially as and for the purpose specified.

In witness whereof I hereunto set my hand
this 1st day of April, 1878.

HEINRICH LOEHR.

In presence of—

R. BOEHLER,
DANIEL DALY.