

J. H. WAITE.
Bill-File.

No. 205,704.

Patented July 2, 1878.

Fig. 1.




Fig. 2.

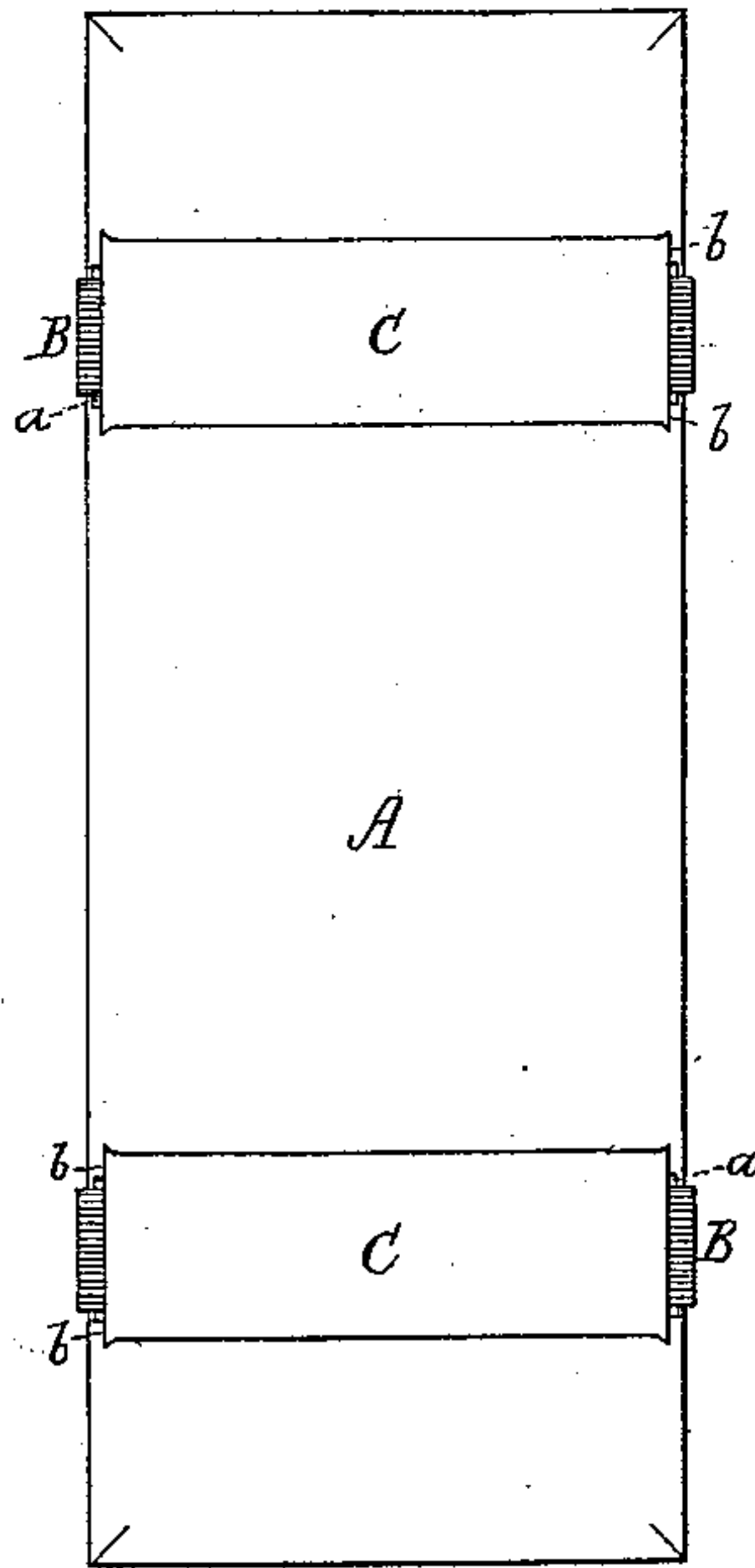


Fig. 3.

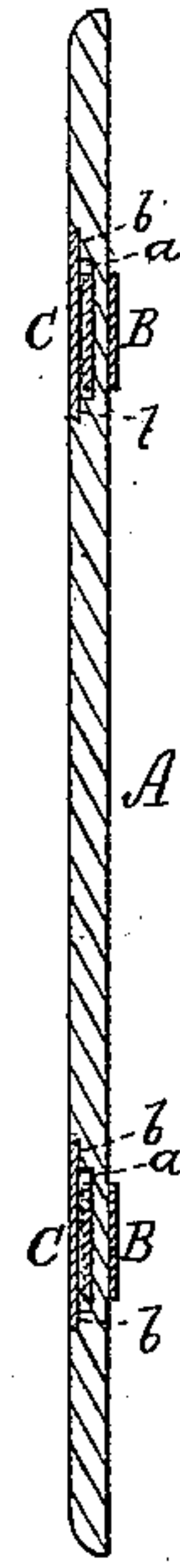


Fig. 6.




Fig. 4.

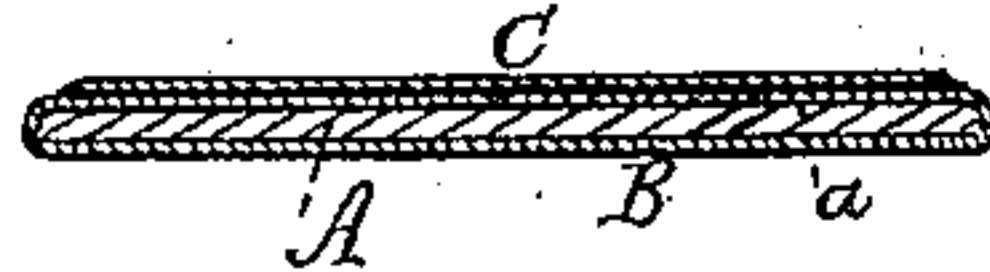
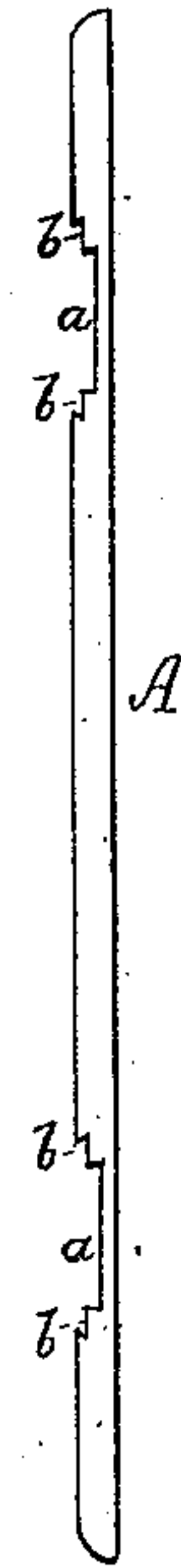


Fig. 5.



Fig. 7.



Witnesses.

S. N. Piper
John R. Snow

Inventor.

James H. Waite.

by his attorney.

R. H. Eddy

UNITED STATES PATENT OFFICE.

JAMES H. WAITE, OF ORANGE, MASSACHUSETTS.

IMPROVEMENT IN BILL-FILES.

Specification forming part of Letters Patent No. **205,704**, dated July 2, 1878; application filed June 3, 1878.

To all whom it may concern:

Be it known that I, JAMES H. WAITE, of Orange, of the county of Franklin, of the State of Massachusetts, have invented a new and useful Improvement in Paper-Files or Bill-Holders; and do hereby declare the same to be described in the following specification, and represented in the accompanying drawings, of which—

Figure 1 is a front view, Fig. 2 a rear view, Fig. 3 a longitudinal section, and Figs. 4 and 5 transverse sections, of a bill-holder or paper-filer containing my invention.

My invention consists, first, in a paper-filer back or board provided with transverse grooves and rabbets, arranged in it as and for the purposes essentially as described; second, in a paper-filer back provided with transverse grooves and rabbets, and removable slides to fit into the latter; third, in the paper-filer back provided with transverse grooves and rabbets, and with removable slides and elastic endless bands arranged in such grooves and rabbets, as shown and described.

In the drawings, A denotes the filer-back, which is a rectangular thin piece of board, grooved entirely across it, on one side of it, as shown at *a a* in Figs. 3 and 4, and also in Figs. 6 and 7, one of the two latter figures being an edge view, and the other a rear view, of the back as it appears without the two slides and two endless elastic bands. Besides these grooves, which are to receive the elastic endless bands B B, in manner as represented, the back is rabbeted, as shown at *b b b b*, so as to form over each of the grooves *a a* a dovetailed groove to receive one of two correspondingly-dovetailed slides, C C, formed as shown. Each of said slides is to fit closely

in its grooves, but not so closely against the elastic band as to prevent that part of it covered by the slide from being expanded lengthwise and contracted, in order that, as papers or bills may accumulate in the filer, each of the endless bands may expand evenly throughout its length, whereby many more papers may be filed than would be the case were the parts of the bands in the front of the board being free only to expand and contract.

The slides keep the bands in place in their supporting-grooves, and enable either band to be turned entirely off the back and extended wholly around the slide used in confining the said band to the back, it being frequently convenient in filing bills or papers to do this, and afterward to slip the band back around the pack.

The bills or papers are filed by inserting them within the elastic bands and against the front side of the back.

I claim—

1. The paper-filer back provided with the transverse grooves and rabbets, arranged in it substantially as and for the purposes set forth.

2. The paper-filer back provided with the transverse grooves and rabbets, and the removable slides to fit the said rabbets and extend across the grooves, as set forth.

3. The paper-filer back provided with the transverse grooves and rabbets, the removable slides, and endless elastic bands, arranged and applied essentially as shown and described.

JAMES H. WAITE.

Witnesses:

R. H. EDDY,
JOHN R. SNOW.