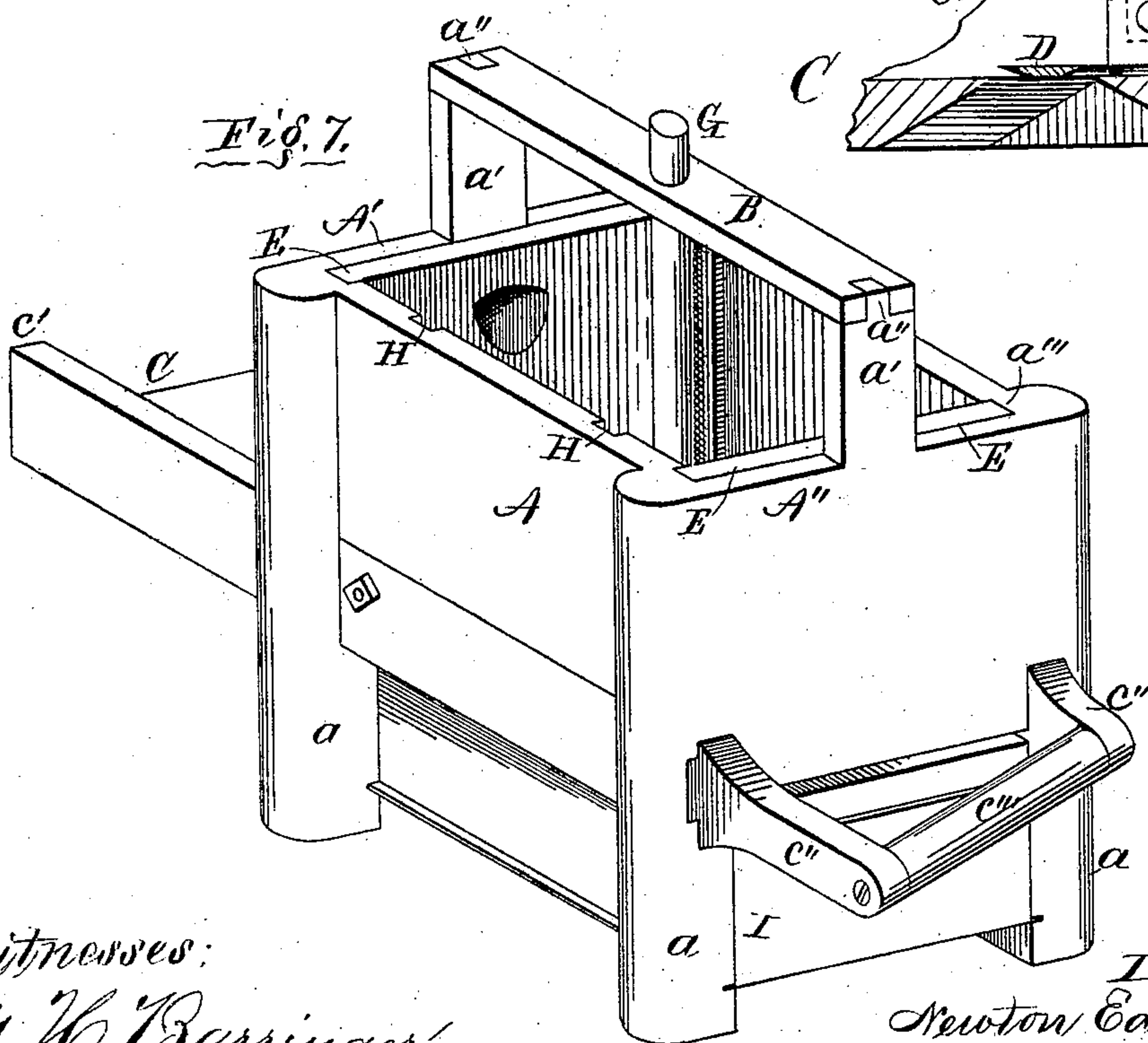
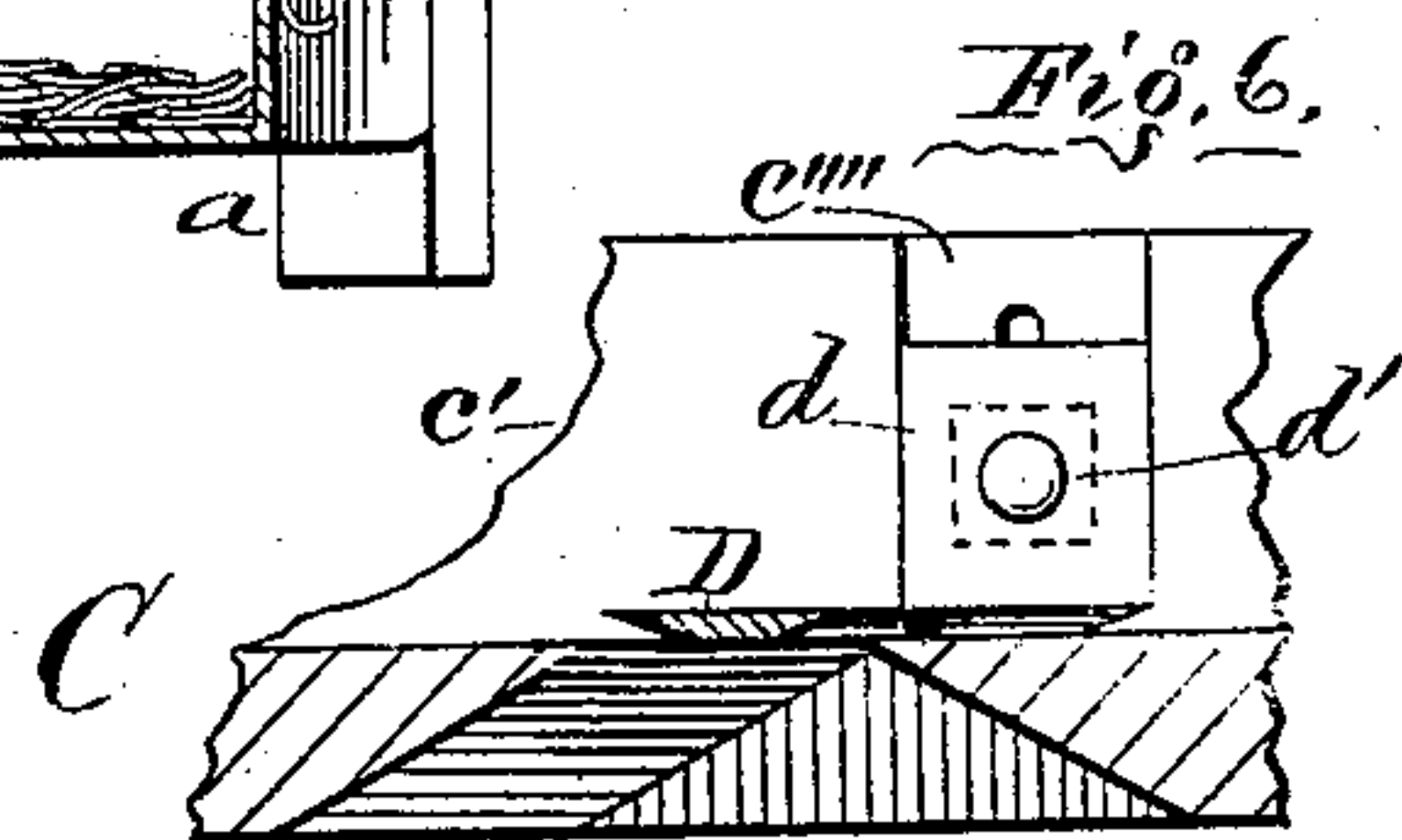
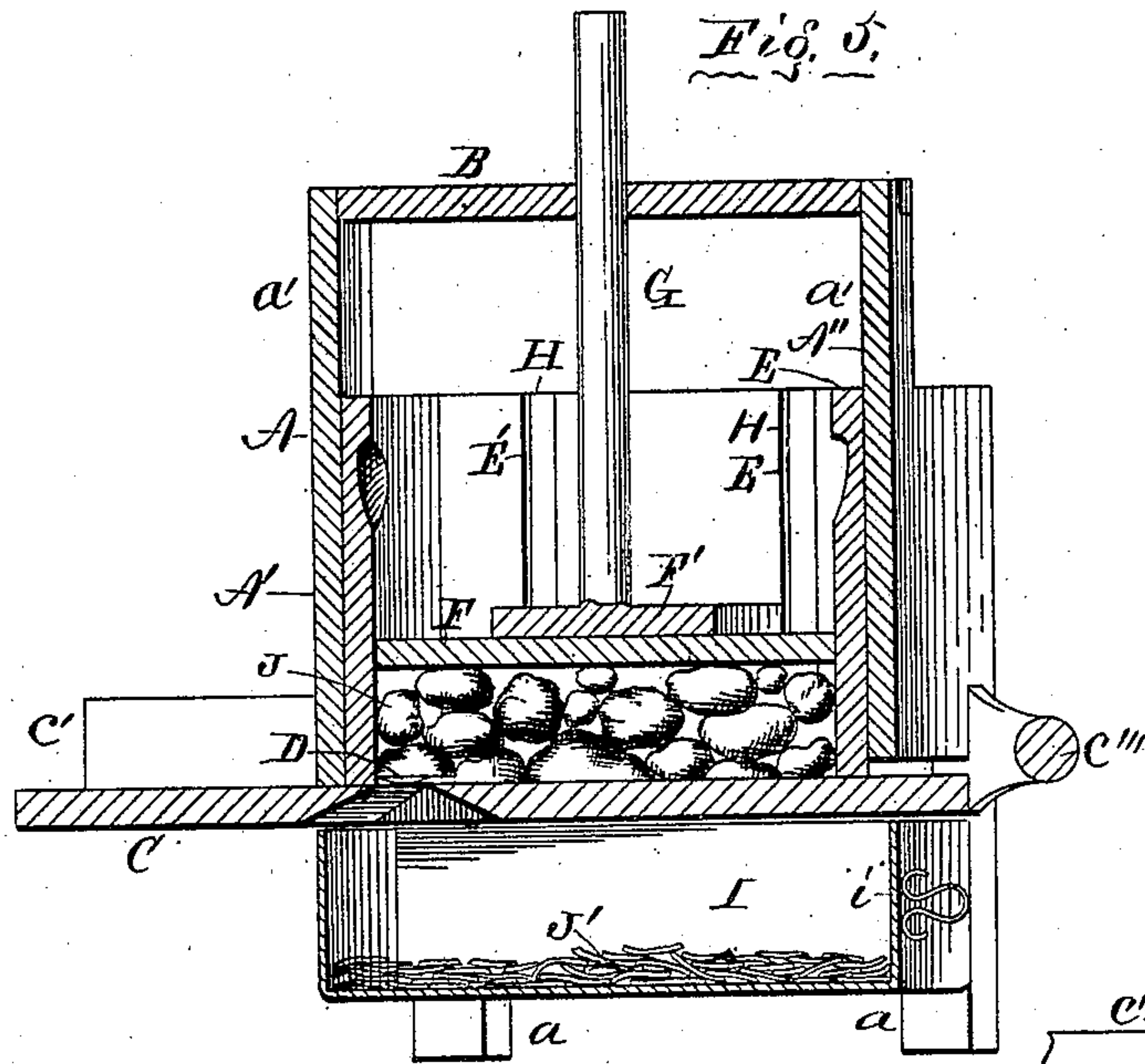


N. EDWARDS.
Vegetable Slicer.

No. 205,621.

Patented July 2, 1878.



Witnesses:
M. H. Barringer,
D. G. Stuart

Inventor:
Newton Edwards,
By W. B. Richards,
Atty.

UNITED STATES PATENT OFFICE.

NEWTON EDWARDS, OF DECATUR, ILLINOIS.

IMPROVEMENT IN VEGETABLE-SLICERS.

Specification forming part of Letters Patent No. **205,621**, dated July 2, 1878; application filed April 2, 1878.

To all whom it may concern:

Be it known that I, NEWTON EDWARDS, of Decatur, in the county of Macon and State of Illinois, have invented certain new and useful Improvements in Vegetable-Slicers; and I do hereby declare that the following is a full, clear, and exact description thereof, which will enable others skilled in the art to which it appertains to make and use the same, reference being had to the accompanying drawings, and to letters of reference marked thereon, which form a part of this specification.

Figure 1 is a perspective view of the follower. Fig. 2 is a perspective view of a part of the follower. Fig. 3 is a top view of the slide. Fig. 4 is a top view of the machine. Fig. 5 is a vertical sectional view in the line *xx* in Fig. 4. Fig. 6 is an enlarged sectional view of that part of the slide where the cutter-blade is located. Fig. 7 is a perspective view of the machine.

My invention relates to improvements in machines for slicing apples, potatoes, and other vegetables; and consists, first, in the combination of a rhomboidal-shaped box with a slide having a cutter or blade fixed therein at the same oblique angle as two of the sides of the box; second, in a follower or holder for the vegetables, having a vertical handle, in combination with the box and slide and with a transverse guide-bar, through which the handle moves, and which sustains the handle in a vertical position and the follower thereby in a horizontal position; third, in the use of adjustable partitions, by means of which the capacity of the box may be varied to adapt it to greater or less quantities of vegetables; fourth, in the use of an adjustable follower adapted for use with changes in the capacity or sizes of the box; fifth, in the use of a removable end piece for retaining and limiting the stroke of the cutter, and when withdrawn permitting the slide to be withdrawn; sixth, in the method of securing the knife in the slide; seventh, in the combination of a receiving-drawer with the main box, having a slide and cutter; eighth, in the use of a cutter with double edge in combination with the slide in which it is mounted.

Referring to the parts by letters, A represents a rhomboidal-shaped box, fixed on legs *a*, and having at opposite sides standards *a'*,

with tenons *a''* on their upper ends, on which a transverse bar, B, may be readily seated and easily removed. C is a slide, having a flat bottom, *c*, and sides *c'*, and handles *c''* and *c'''* at one end. D is a cutter with an edge on both sides, and shaped as shown in cross-section at Figs. 5 and 6, and is secured in place in the slide C by means of turned-up ends *d*, which rest in grooves *c'''* in the sides *c'*, and receive bolts *d'*, which pass through the sides *c'*, the blade D being held firmly from turning by its turned-up ends resting against the sides of the grooves *c'''*.

Figs. 4, 5, and 7 show plainly the method of placing the slide C in the bottom of the bottomless box A. One side of the box, A', comes down to the bottom *c* of the slide, and the other side, A'', is slightly elevated, as shown at Figs. 5 and 7, so that the slide C can be withdrawn. In operation, however, a vertical partition-plate, E, is inserted in grooves *a'''* in the sides of the box A, and, as shown at Fig. 5, extends to the bottom *c* of the slide C, and, like the side A' of the box, limits the stroke of the slide by the cutter-blade coming in contact therewith; and the cutter D being placed at the same oblique angle as the sides A' A'', or parallel therewith, will impinge against one of them its full length at the end of each stroke.

F is a follower, which fits snugly the interior of the box A. F' is a smaller follower, having slots *f*, by means of which it may be easily and quickly attached to or removed from the follower F, which is provided with pins *f'*, for the purpose as shown plainly at Figs. 1 and 2. G is a handle projecting upward from the central part of the follower F'. H H are vertical grooves in the interior sides of the box A, in which grooves the partitions E E' may be fixed to reduce the size of the box A for use with the follower F'; but when the follower F is used, the partitions E E' are removed and the full size of the box used. I is a drawer, seated below the slide C, and has a ring, *i*, by which it may be withdrawn.

In operation the potatoes or other vegetables to be sliced are placed in the box A, with the follower F in place over them, and its handle G projecting upward through a hole in the cross-bar B, which holds the follower in a

horizontal position, and permits of its being pressed downward by the handle G as the vegetables J are sliced by the cutter D as the slide C is reciprocated, the cutter slicing the vegetables as it passes in either direction, and the sliced vegetables J' falling into the drawer I, which may be withdrawn when desired to remove them.

When a smaller quantity of vegetables are to be sliced, the partitions E E' may be inserted by sliding them into the grooves H H, and the follower F' will then fit between and may be used alone with them.

What I claim as new is—

1. In a vegetable-slicer, a rhomboidal-shaped box, A, in combination with a slide, C, arranged to operate in the bottom of said box, and having a cutter, D, fixed obliquely therein, substantially as and for the purpose specified.

2. The interchangeable followers F F' operating jointly with the box A, having grooves H, and the movable partitions E E', substantially as and for the purpose specified.

3. The cutter D, having turned-up ends, in combination with the slide C, having sides with grooves, in which the turned-up ends of the cutter are seated and held by a bolt, substantially as and for the purpose set forth.

In testimony that I claim the foregoing as my own I affix my signature in presence of two witnesses.

NEWTON EDWARDS.

Witnesses:

J. I. BEAR,

C. L. WAGGONER.