

G. ZUCKSCHWERDT.
Toy.

No. 205,461.

Patented June 25, 1878.

Fig. 1.

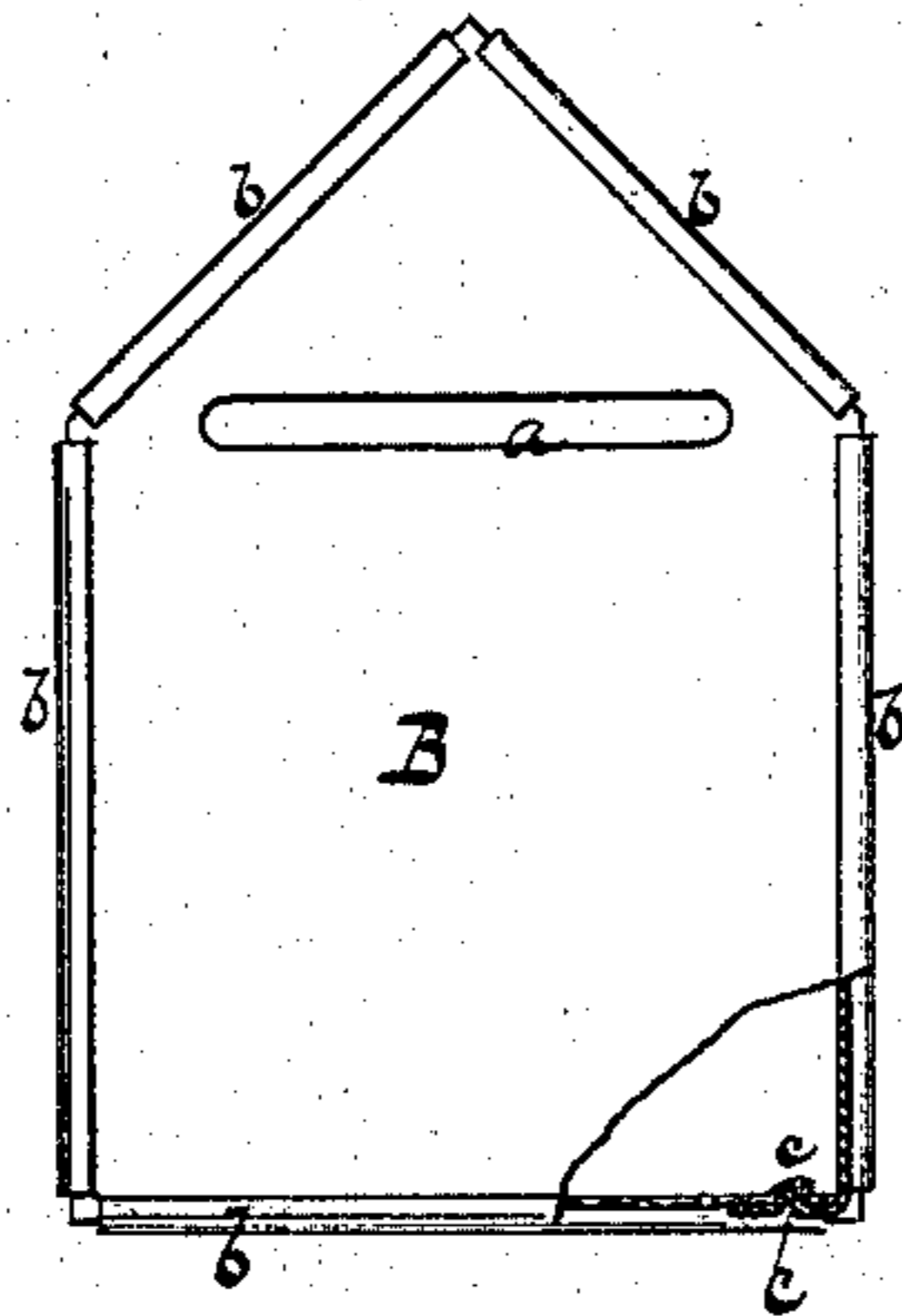


Fig. 2.

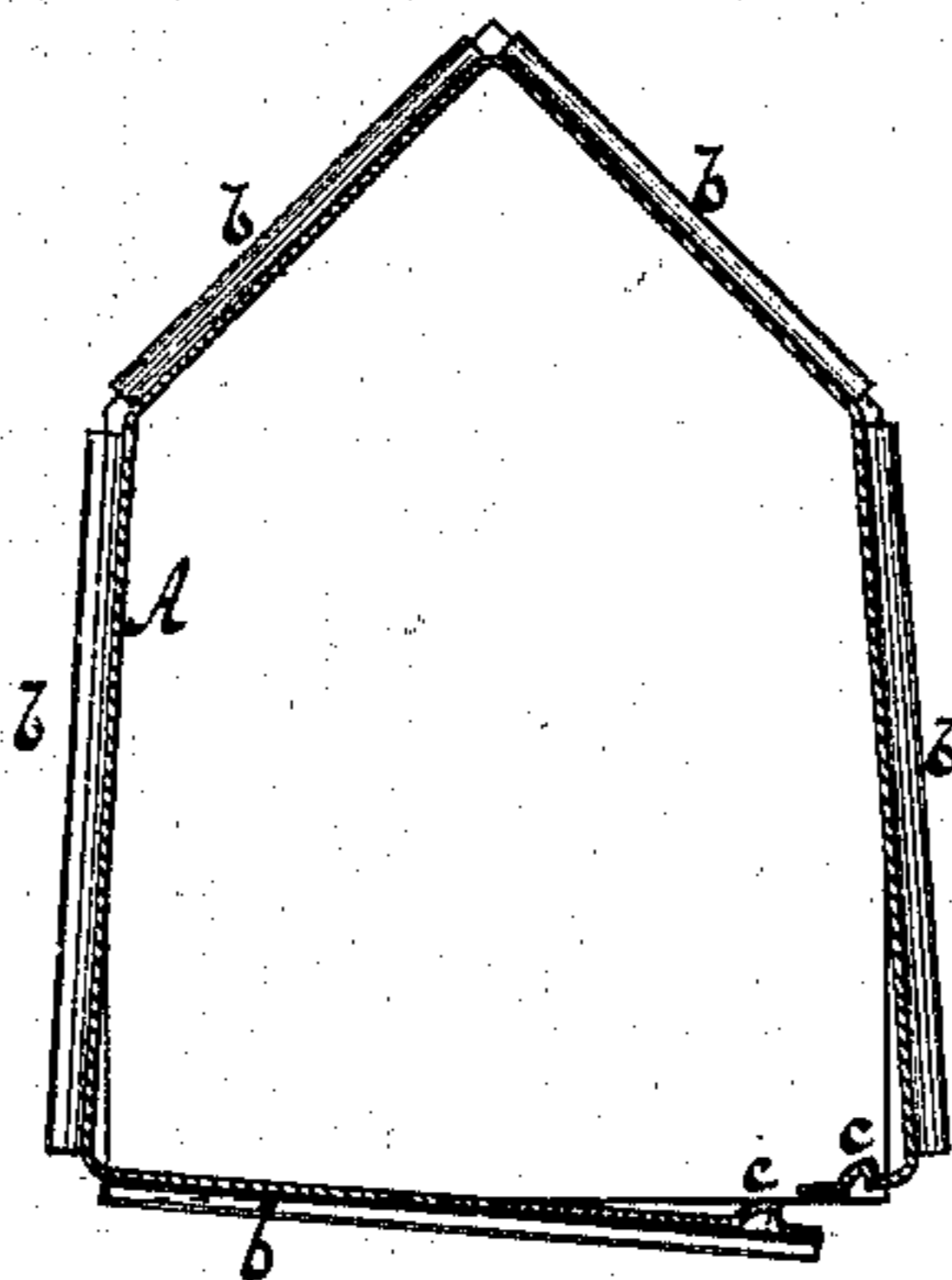


Fig. 3.

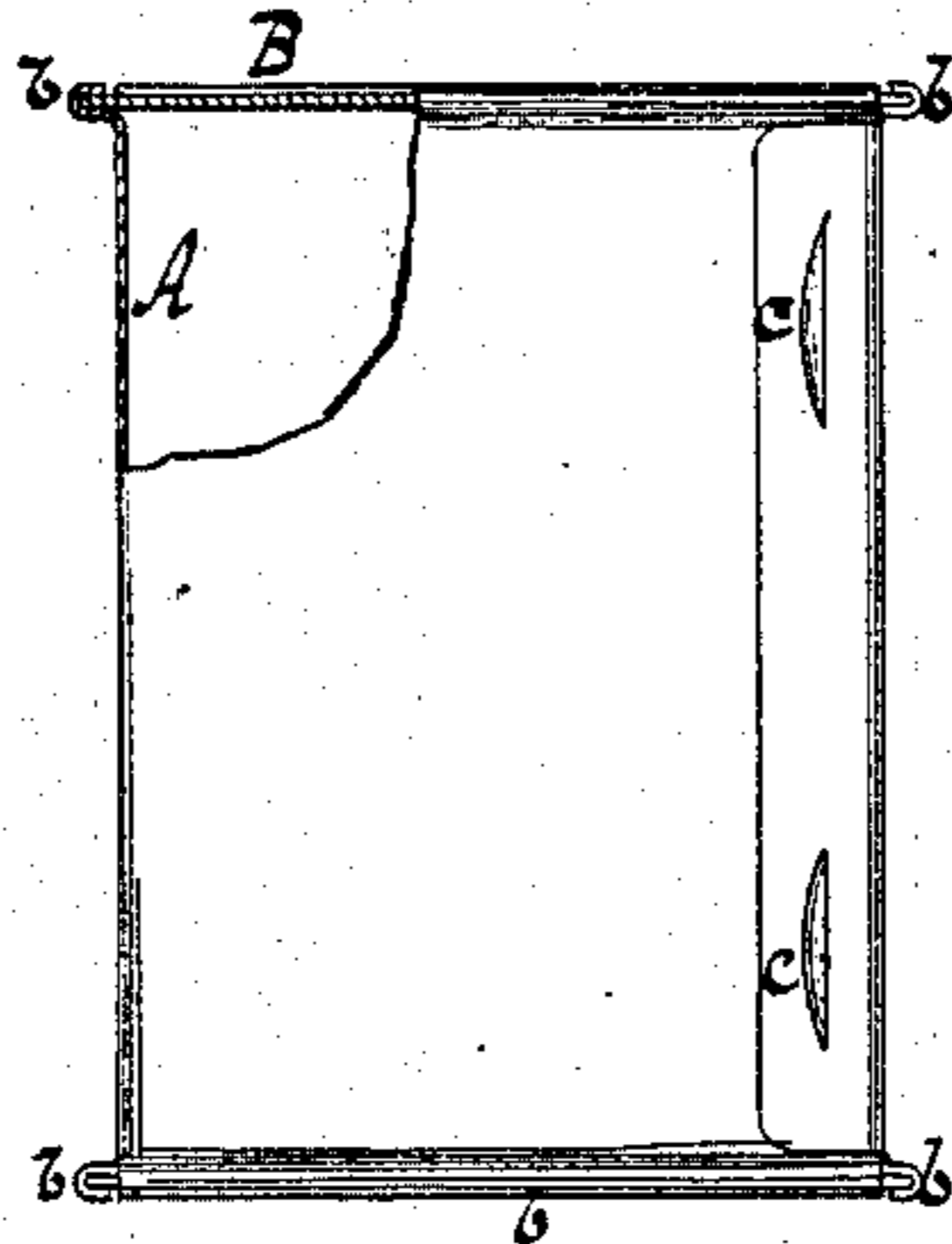
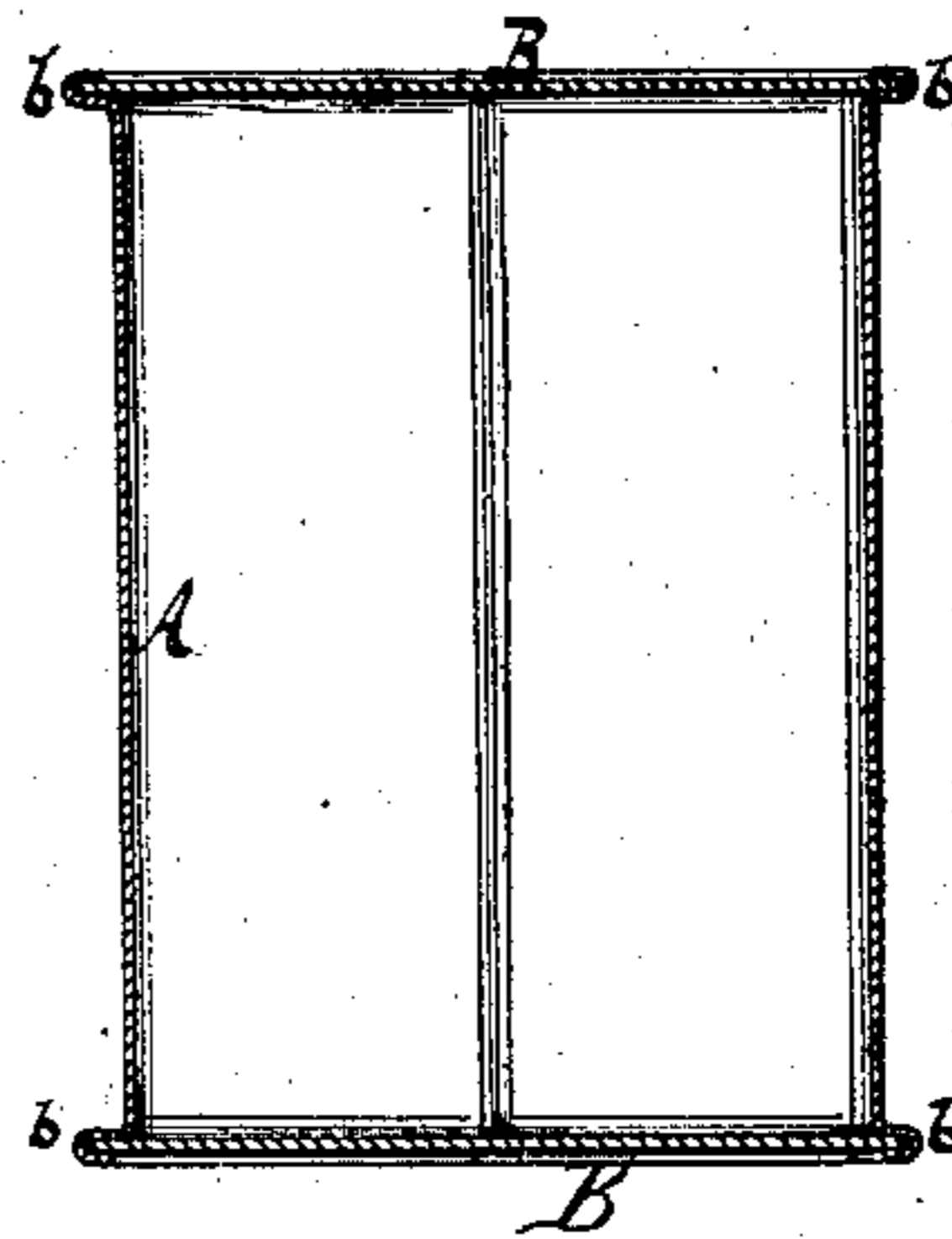


Fig. 4.



Witnesses.

Otto Hufeland.
Augo Bueggemann

Inventor.

George Zuckschwerdt.

By

Van Laetwood & Hauff

His attorneys.

UNITED STATES PATENT OFFICE.

GEORGE ZUCKSCHWERDT, OF NEW YORK, N. Y.

IMPROVEMENT IN TOYS.

Specification forming part of Letters Patent No. **205,461**, dated June 25, 1878; application filed May 14, 1878.

To all whom it may concern:

Be it known that I, GEORGE ZUCKSCHWERDT, of the city, county, and State of New York, have invented a new and useful Improvement in Toys, which improvement is fully set forth in the following specification, reference being had to the accompanying drawing, in which—

Figure 1 represents an end view of my building, partly in section. Fig. 2 is a vertical cross-section thereof. Fig. 3 is an inverted plan view, partly in section. Fig. 4 is a horizontal section.

Similar letters indicate corresponding parts.

The object of my invention is to produce a toy which can be cheaply manufactured, and which, moreover, can be conveniently opened for the removal of its contents.

It consists in the combination of a compound sheet-metal strip embodying the sides and the top and bottom of the toy with sheet-metal end pieces loosely attached to the edges of the compound strip, and a catch for connecting together the two ends of the compound strip, so that, while the end pieces are firmly held in place by the compound strip when its ends are connected together, they allow of spreading out the strip, so as to lay bare the interior of the toy.

For the purpose of attaching the end pieces to the edges of the compound strip, I provide the latter with grooves near its edges to receive the edges of the end pieces, while to form a catch for uniting the two ends of the compound strip I arrange the ends thereof to overlap each other, and form therein near its ends indentations fitting into each other.

In the drawing, the letter A designates a sheet-metal strip, which forms the sides and the top and bottom of my toy, and B B are its two end pieces, also made of sheet metal, one of these end pieces being provided with a slit, *a*, for the introduction of a coin or other article. The strip A, as well as the end pieces B B, is cut out, and the strip A is bent to the desired shape in any known way, the ends of the strip A being arranged to overlap each other.

The edges of the strip A are bent to form grooves *b* of suitable form to receive the edges

of the end pieces B B, and near the overlapping end of said strip are formed two (more or less) indentations, *c*, which are of corresponding shape, so as to fit into each other.

In putting together the parts of my toy, I adjust the end pieces B B so that they are opposite the grooves *b*, and then force the ends of the strip A over each other, so as to spring the indentations *c* near one end of the strip into those near the other end, and thus connect the ends of the strip.

It will be seen that when the ends of the strip A are connected together the end pieces B B are firmly held in place, while, when such ends are disconnected, the strip is allowed to expand or be spread out for the purpose of removing the contents. The grooves *b* constitute a facile means for attaching the end pieces B B to the strip A, while the indentations *c* form a simple and effective catch for connecting the ends of the strip, the whole toy being, moreover, finished without solder, whereby a great amount of labor is saved.

My toy can be made in the form of a safe or in any other form, such as a dog-kennel, a guard-house, or any other building.

What I claim as new, and desire to secure by Letters Patent, is—

1. The combination, in a toy, of the compound sheet-metal strip A, embodying the sides and the top and bottom of the article, the sheet-metal end pieces B B, loosely attached to the edges of the compound strip, and a catch for connecting together the ends of the compound strip, substantially as described.

2. The combination of the end pieces B B and the compound sheet-metal strip A, having the grooves *b* to receive the edges of the end pieces, substantially as described.

3. The combination of the end pieces B B and the compound sheet-metal strip A, having the grooves *b* and the indentations *c*, substantially as and for the purpose described.

In testimony that I claim the foregoing I have hereunto set my hand and seal this 11th day of May, 1878.

GEORGE ZUCKSCHWERDT. [L. S.]

Witnesses:

W. HAUFF,

CHAS. WAHLERS.