

I. I. COLE.  
Basket.

No. 205,355.

Patented June 25, 1878.




FIG. 3

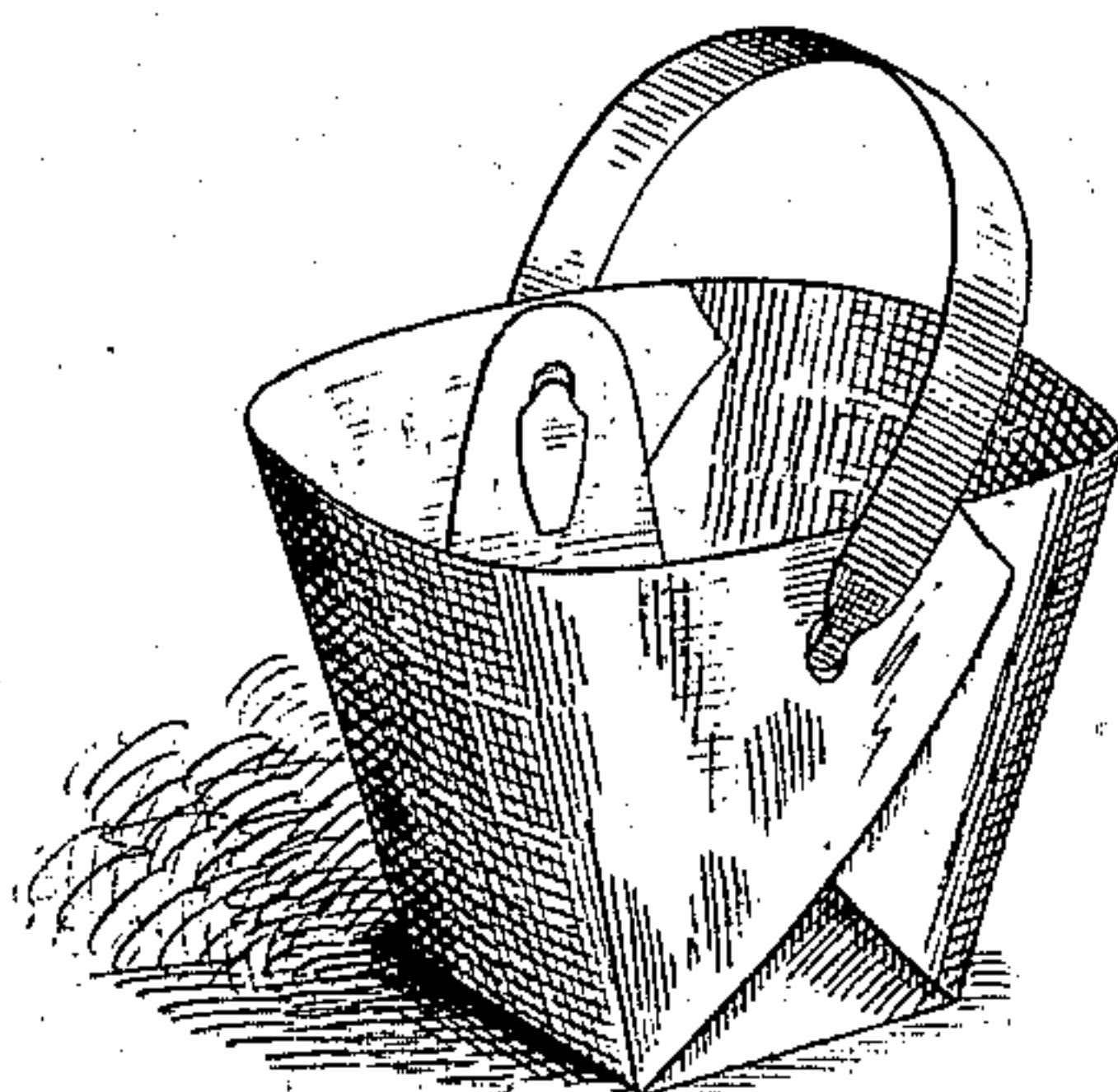


FIG. 1

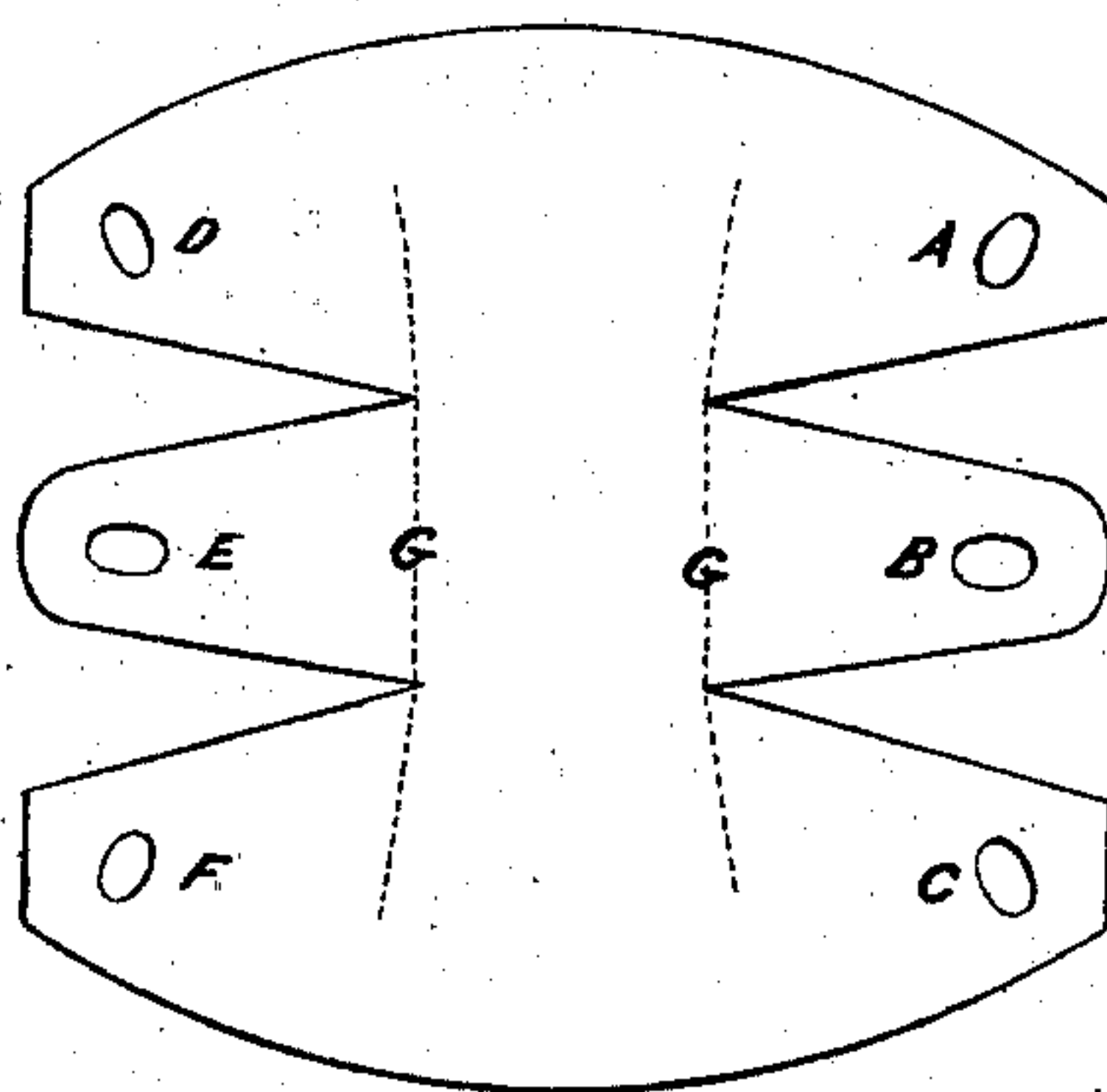


FIG. 2

WITNESSES.

M. S. S. Stone  
J. W. Maynard.

INVENTOR.

Isaac I. Cole

# UNITED STATES PATENT OFFICE.

ISAAC I. COLE, OF HILLSDALE, NEW JERSEY.

## IMPROVEMENT IN BASKETS.

Specification forming part of Letters Patent No. 205,355, dated June 25, 1878; application filed May 28, 1878.

*To all whom it may concern:*

Be it known that I, ISAAC I. COLE, of Hillsdale, in the county of Bergen and State of New Jersey, have invented a new and Improved Basket, of which the following is a specification:

Figure 1 is a perspective view of my improved basket when put together. Fig. 2 is a flat view of the single piece of thin wood or other material of which its body is composed. Fig. 3 is a flat view of the piece composing the handle separated from the body of the basket.

My invention consists in a revolving handled self-fastening basket. It combines novelty, simplicity, and utility with economy in manufacture and the utmost convenience for shipping in quantities. It consists simply of two pieces of thin wood, veneer, or other flexible material, one of which constitutes the entire body, and the other the handle. The handle is so constructed and affixed to the body that it not only affords a ready means of carrying the basket, but supplies the place of one or more rivets or nails, or other binding substance, and accomplishes the further service of strengthening the body in proportion to the weight to be carried.

Fig. 2 represents the blank for the body, cut or stamped from the material to be used in the shape in which it is to be used. It will be observed that it is punched with six elliptical holes, A, B, C, D, E, and F, having their greater axis at different angles to the outer lines of the blank. To facilitate folding, it may be cut or creased in the direction of the dotted line G G.

The wings or flaps of the blank are folded in such a manner as to bring the elliptical holes A, B, and C, over one another on one side, and the holes D E F in the same position on the other side.

The handle (represented by Fig. 3) is a narrow strip of the same material as the blank or body of the basket, and has at both ends a spatulated shape. Upon being brought into such a position that its outer lines are parallel

with lines formed by the top of the body, the ends are easily forced through the longer axis of the holes A, B, and C, and D, E, and F; and when brought at right angles with the top of the basket the curves H H H H of the handle, operating through the narrower axis of the holes A B C D E F, serve the purpose of a rivet or nail in holding the sides of the body together, and the further purpose of binding them closer and closer as the weight carried is increased.

This basket is more particularly designed to meet the needs of fruit-venders and retailers of light goods, in affording the means of carrying conveniently either fruit, vegetables, or numerous light packages in one hand. Its distinguishing features are its simplicity; the fact that, though complete, it consists of but two pieces; that it requires neither rivet, nail, pin, nor any binding substance other than the material of the basket; that it has the advantage over all other baskets of the utmost possible economy in portability in quantities; it does not require nesting for transportation, but can be shipped in large quantities, like paper, in sheets, and can be put together by anybody at the place of use without any mechanical appliances, skill, tools, or machinery.

Having thus described my invention, I claim as new and desire to secure by Letters Patent—

1. A blank of thin wood, veneer, or other flexible material, cut or stamped with two V-shaped notches on each side thereof, and provided with holes A B C D E F, substantially as and for the purposes set forth.

2. A basket-handle blank with spatulated ends, substantially as described, and shown in Fig. 2.

3. The combination of the basket blank and handle, constructed and united substantially as herein set forth.

ISAAC I. COLE.

Witnesses:

M. GOLDSTEIN,  
J. W. MAYNARD.