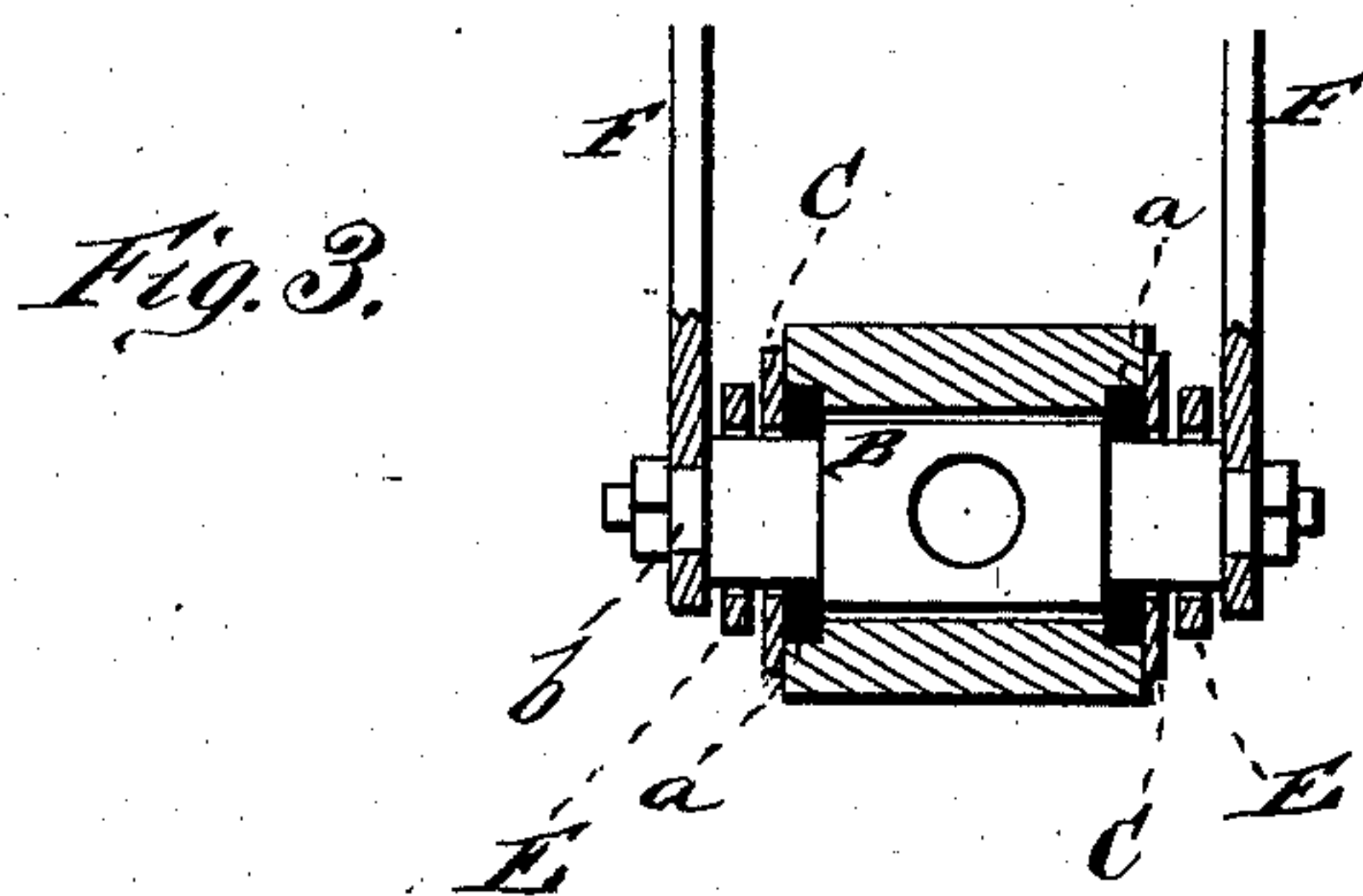
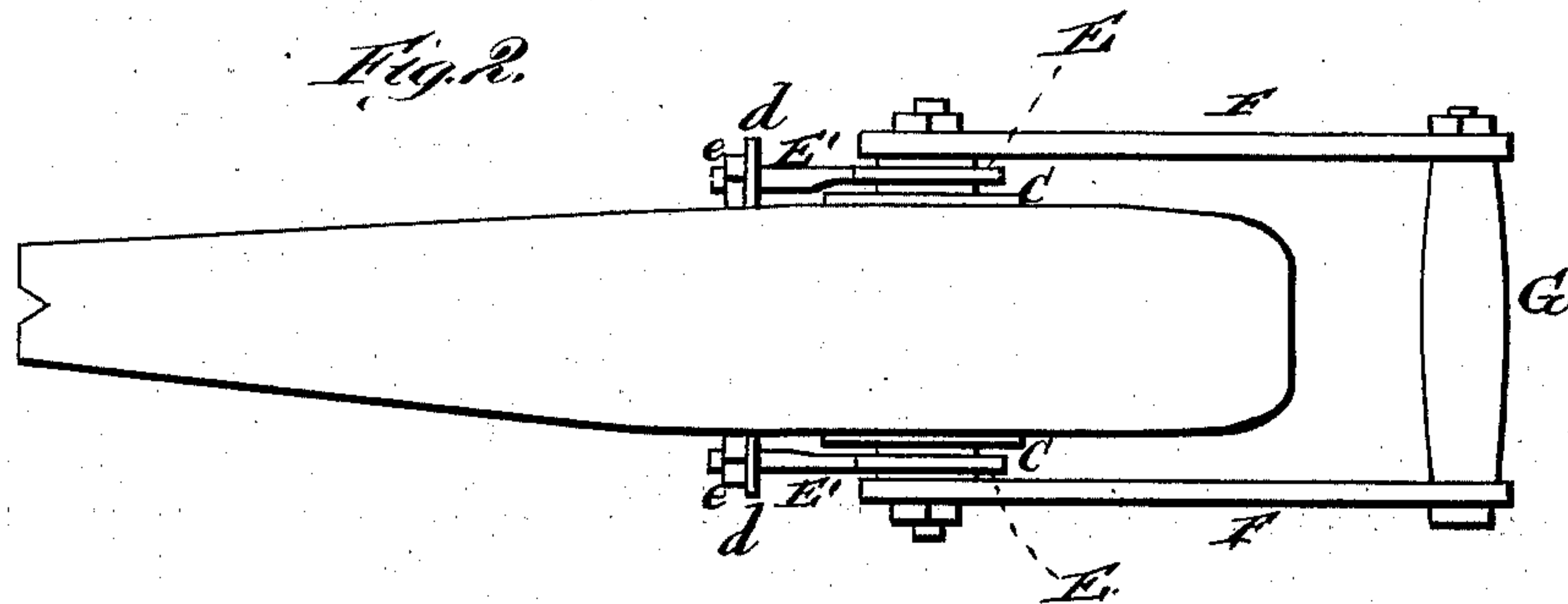
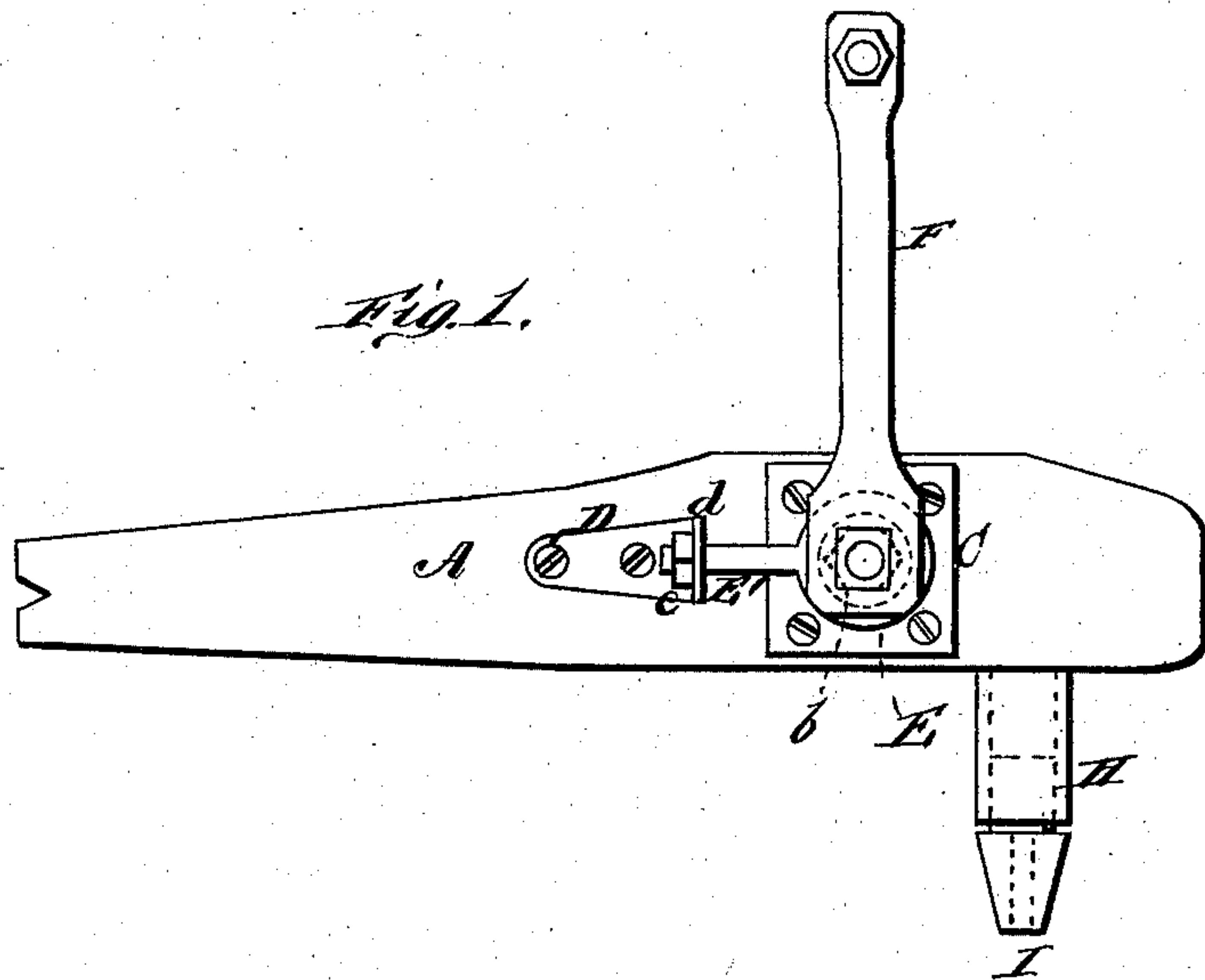


A. BEAUSOLEIL & J. MORREAU.  
Faucet.

No. 205,342.

Patented June 25, 1878.



WITNESSES

*Robert Everett*  
*Jas. J. Sheehy*

INVENTOR S.

*Alfred Beausoleil.*  
*Joseph Morreau.*  
*Gilmore, Smith & Co.*  
ATTORNEYS.

# UNITED STATES PATENT OFFICE.

ALFRED BEAUSOLEIL AND JOSEPH MORREAU, OF ALPENA, MICHIGAN.

## IMPROVEMENT IN FAUCETS.

Specification forming part of Letters Patent No. **205,342**, dated June 25, 1878; application filed January 19, 1878.

*To all whom it may concern:*

Be it known that we, ALFRED BEAUSOLEIL and JOSEPH MORREAU, of Alpena, in the county of Alpena and State of Michigan, have invented a new and valuable Improvement in Faucets; and we do hereby declare that the following is a full, clear, and exact description of the construction and operation of the same, reference being had to the annexed drawings, making a part of this specification, and to the letters and figures of reference marked thereon.

Figure 1 of the drawings is a representation of a side view of our faucet. Fig. 2 is a plan view, and Fig. 3 is a tranverse vertical section.

The nature of our invention consists in the construction and arrangement of a faucet designed especially for drawing beer or liquors, as will be hereinafter more fully set forth.

The annexed drawings, to which reference is made, fully illustrate our invention.

A represents the body of the faucet, constructed in the usual manner, with a tapering end to enter the barrel. B is the plug, passing horizontally through the body A, as shown, each end of said plug being formed with a square portion at *b* for the purpose of applying a lever for turning the plug. In each side of the faucet-body A is made a recess, surrounding the plug B, and in the same is placed a rubber washer or packing, *a*, and a plate, C, is then fastened over the same to the body A, the plug passing through a central opening in said plate. The packing *a* makes the plug air-tight.

On each side of the body A is further firmly secured a plate, D, provided or formed with an outwardly-projecting flange or lug, *d*, as shown.

Over each end of the plug B is placed a

ring, E, with arm E', which arm is passed through the flange or lug *d*, and a nut, *e*, is screwed upon the end of the arm E' against said lug *d*. This ring and arm on each side form a brace, which can be drawn up by means of the nut *e*, so as to fasten the plug and make the same air-tight as it wears, thus compensating for all wear of the same.

F F are levers for operating or turning the plug, said levers being connected at their outer ends by a handle, G, and at the other ends provided with square openings to fit over the part *b* of the plug.

H represents the leader or outlet from the faucet. This is made with a large bore, to be used when the beer is full of gas. When the beer gets low and flat, and it is desired to make it foam, a second leader, I, with a smaller bore, is inserted in the end of the leader H.

The faucet thus constructed is perfectly air-tight, and can easily be kept so, even when worn.

What we claim as new, and desire to secure by Letters Patent, is—

1. In combination with the plug of a faucet, one or more adjustable braces for compensating for the wear of the plug and keeping the faucet air-tight, as set forth.

2. The combination of the plates D with ears or flanges *d*, plug B, rings E with arms E' and nuts *e*, substantially as and for the purposes set forth.

In testimony that we claim the above we have hereunto subscribed our names in the presence of two witnesses.

ALFRED BEAUSOLEIL.  
JOSEPH MORREAU.

Witnesses:

GEO. L. MALTZ,  
CHARLES A. JEYTE.