

G. A. KIRCHNER.  
Burial-Casket.

No. 205,277.

Patented June 25, 1878.

Fig. 1.

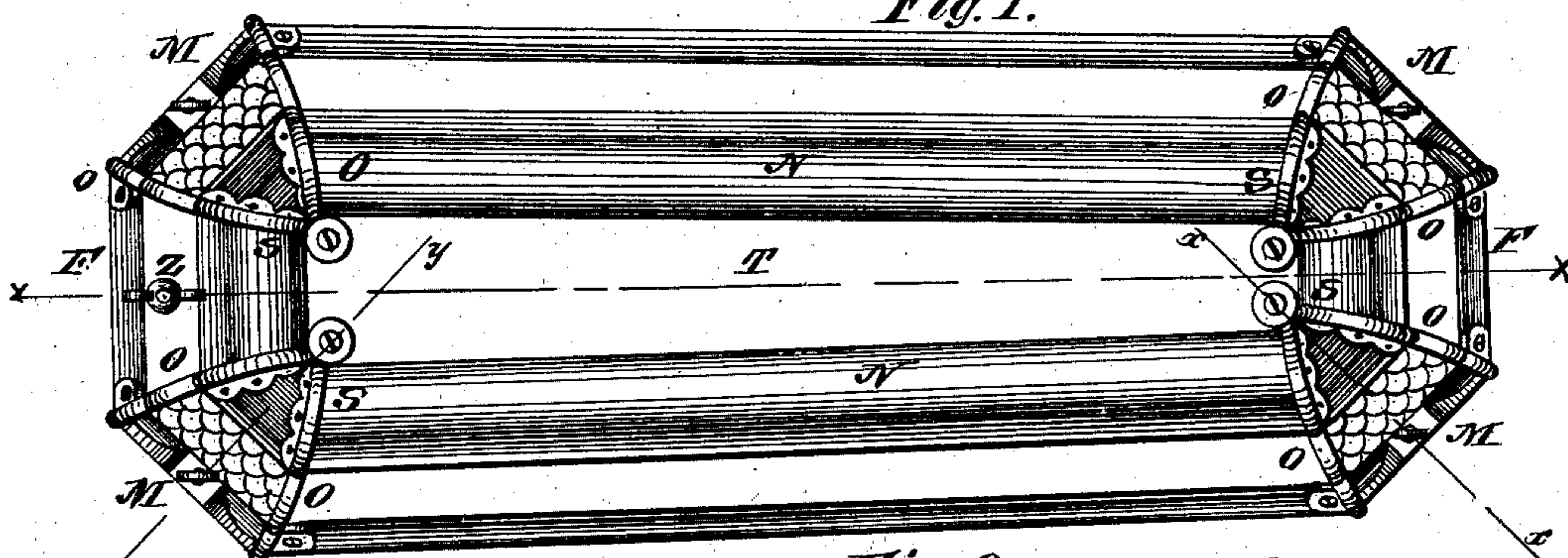


Fig. 2.


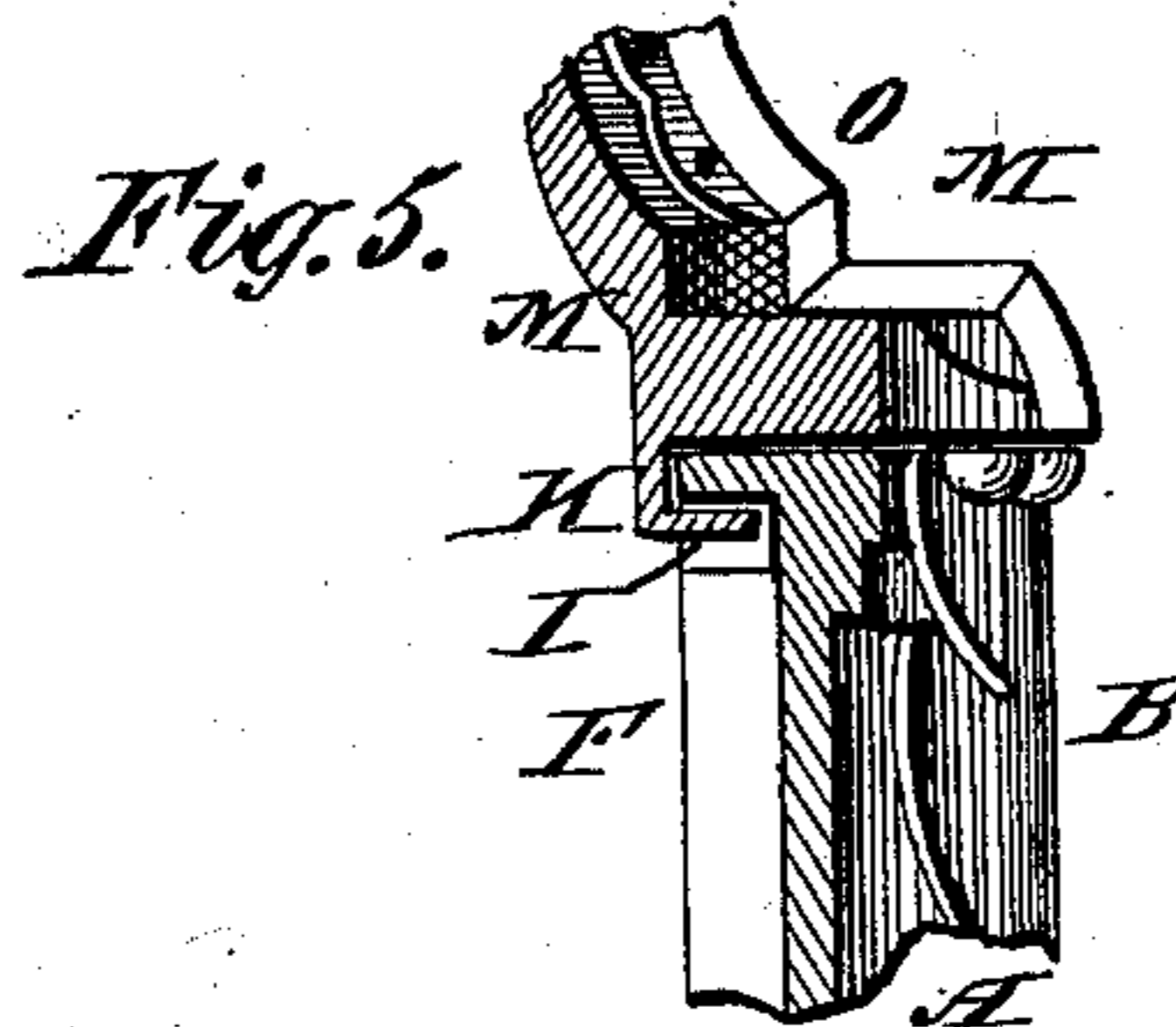
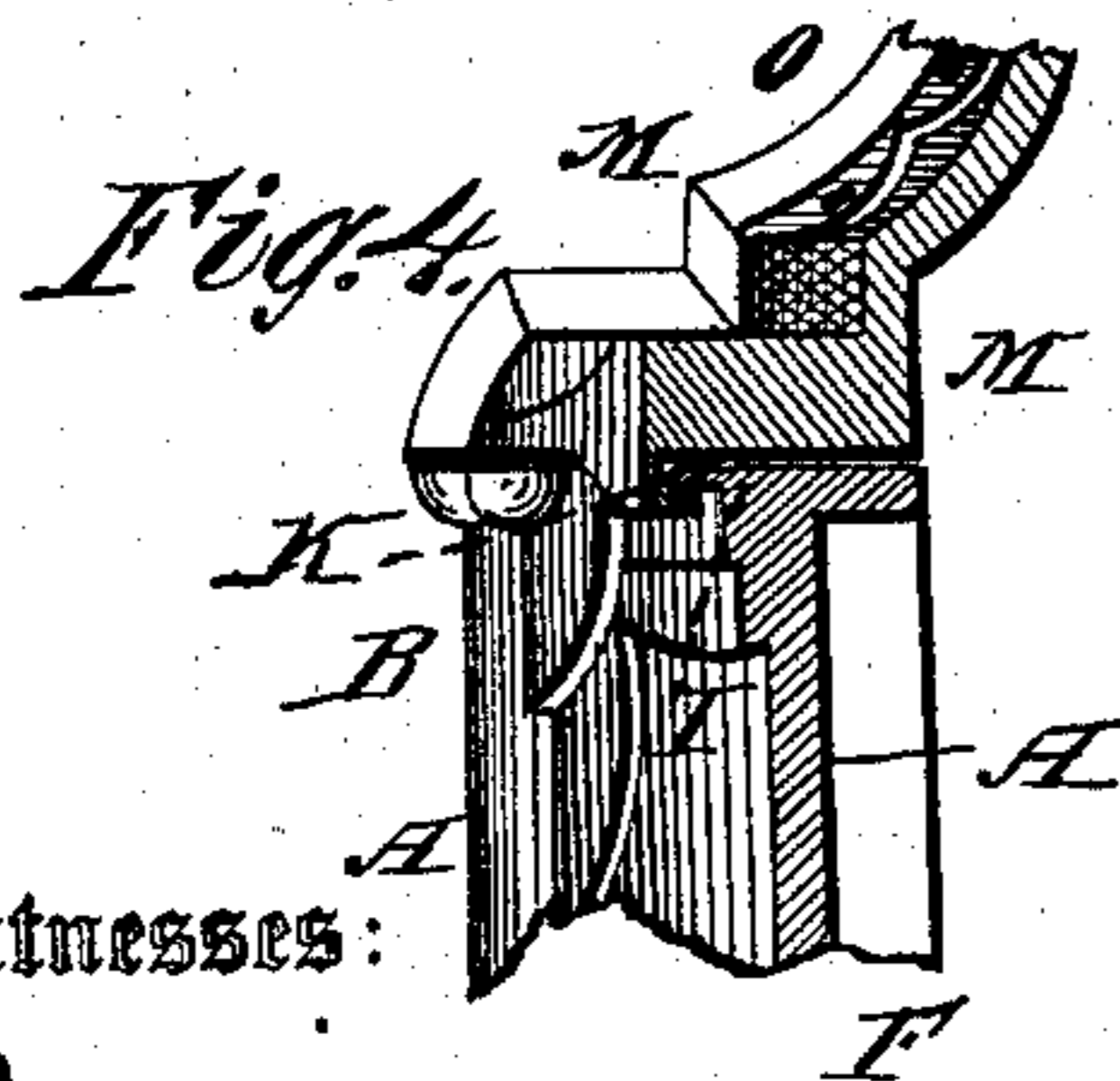
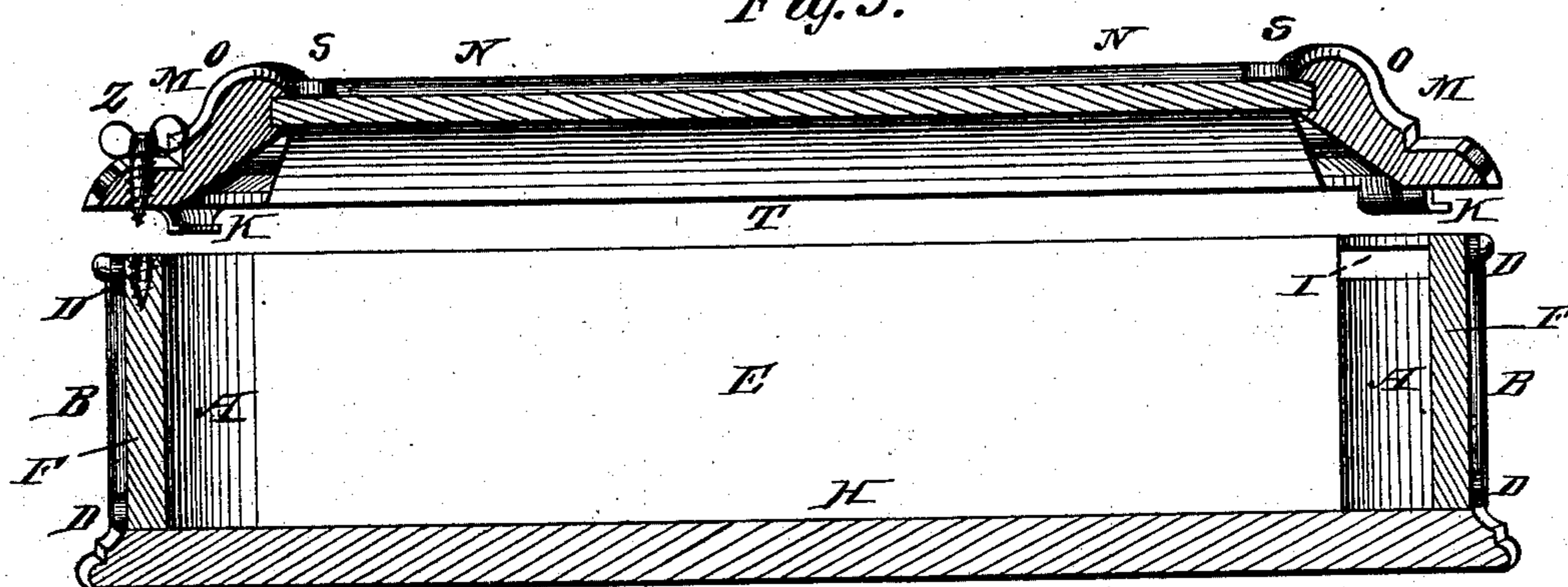


Fig. 3.



Witnesses:

P. C. Diatenich  
Frank W. Driffy

Inventor:

Gustave A. Kirchner.

Per *Shay Morgan*

Attorneys

# UNITED STATES PATENT OFFICE.

GUSTAVE A. KIRCHNER, OF PHILADELPHIA, PENNSYLVANIA, ASSIGNOR  
TO JULIA A. HEACOCK, OF SAME PLACE.

## IMPROVEMENT IN BURIAL-CASKETS.

Specification forming part of Letters Patent No. 205,277, dated June 25, 1878; application filed  
July 23, 1877.

*To all whom it may concern:*

Be it known that I, GUSTAVE ADOLPH KIRCHNER, of the city and county of Philadelphia, and State of Pennsylvania, have invented a new and useful Improvement in Burial-Caskets; and I do hereby declare the following to be a sufficiently full, clear, and exact description thereof to enable others skilled in the art to make and use the said invention.

The nature of my invention consists in making the diagonal corners at the head and foot of burial-caskets, both of the lid and box, in the form of metallic plates, provided with a fastening for the lids of caskets easily fastened and unfastened, formed in combination with the metallic corner-pieces of the cover and box by means of flanges formed on the corner-pieces, which can be engaged or disengaged by a horizontal movement of the lid.

I will now proceed to describe particularly the manner in which my invention is made and operated, referring in so doing to the drawing annexed and forming a part of this specification, and the letters of reference marked thereon.

Figure 1 is a plan; Fig. 2, an elevation; Fig. 3, a section in the line *x x*, Fig. 1; Fig. 4, a section in the line *y y*, Fig. 2; and Fig. 5, a section of the line in the line *x x*, Fig. 1, exhibiting a position of the fastening not shown in Fig. 3.

The same letters of reference apply to the same parts in the several figures.

A represents a metallic plate, formed with vertical rabbets B and C at right angles to each other, and pierced with holes D in the flanges of the rabbets, for the insertion of screws or screw-bolts for the attachment of the sides E and head and foot F.

A horizontal rabbet, G, is formed for effecting a secure attachment of the bottom H, and near the top of the plate A is an opening, I, into which a fastening clasp or hook, K, attached to the lid-plate M, and hereinafter described, engages.

M is a metallic plate, forming the corner of the lid, and provided with rabbets O, of such

configuration as to fit upon the outer surface of the molding N, forming the beveled portion of the lid, in which moldings screws or bolts and nuts or rivets are inserted, passing through the flanges of the rabbeted portions O of the plates M.

Flanges I are formed on the upper part of the corner-pieces of the box, and corresponding flanges K are formed on the lower part of the corner-pieces of the lid. These flanges hook or engage in each other by a horizontal motion of the lid, which can then be held in position by a single screw; or a lock may be used for this purpose. A great facility is thus afforded for opening and closing the casket.

The upper part S of the plate M may be so shaped that it may form an ornamental projection over the top of the lid T.

Both of the plates A and M may be formed in any desired ornamental design, and may be made of either wrought or ductile metal, or may be produced by casting.

Having described my invention, what I claim as new and useful therein, and desire to secure as such by Letters Patent, is—

1. As an article of manufacture, corner-plates for burial-caskets and for the lids thereof, having flanges or hooks formed thereon adapted to engage in each other and form a fastening for the lid upon the casket, substantially as and for the purpose set forth.

2. A casket-lid formed of a central panel, T, grooved into moldings N and S, and retained therein by metallic corner-pieces uniting the moldings with each other and the panel, substantially in the manner set forth and shown.

3. A burial-casket provided with flanges or hooks I and K, forming a part of the metallic corners of the lid and box, arranged to engage and disengage with each other by a horizontal motion of the lid, and combined with the screw Z, substantially as and for the purpose set forth.

GUSTAVE A. KIRCHNER.

Witnesses:

W. C. STRAWBRIDGE,  
S. LLOYD WIEGAND.